

 **NANKANG**



CUP
200

NANKANG TYRE SPORTS 1000 CHAMPIONSHIP ft. CUP 200



750 Motor Club Race Meeting
Anglesey Coastal
6th / 7th July 2024

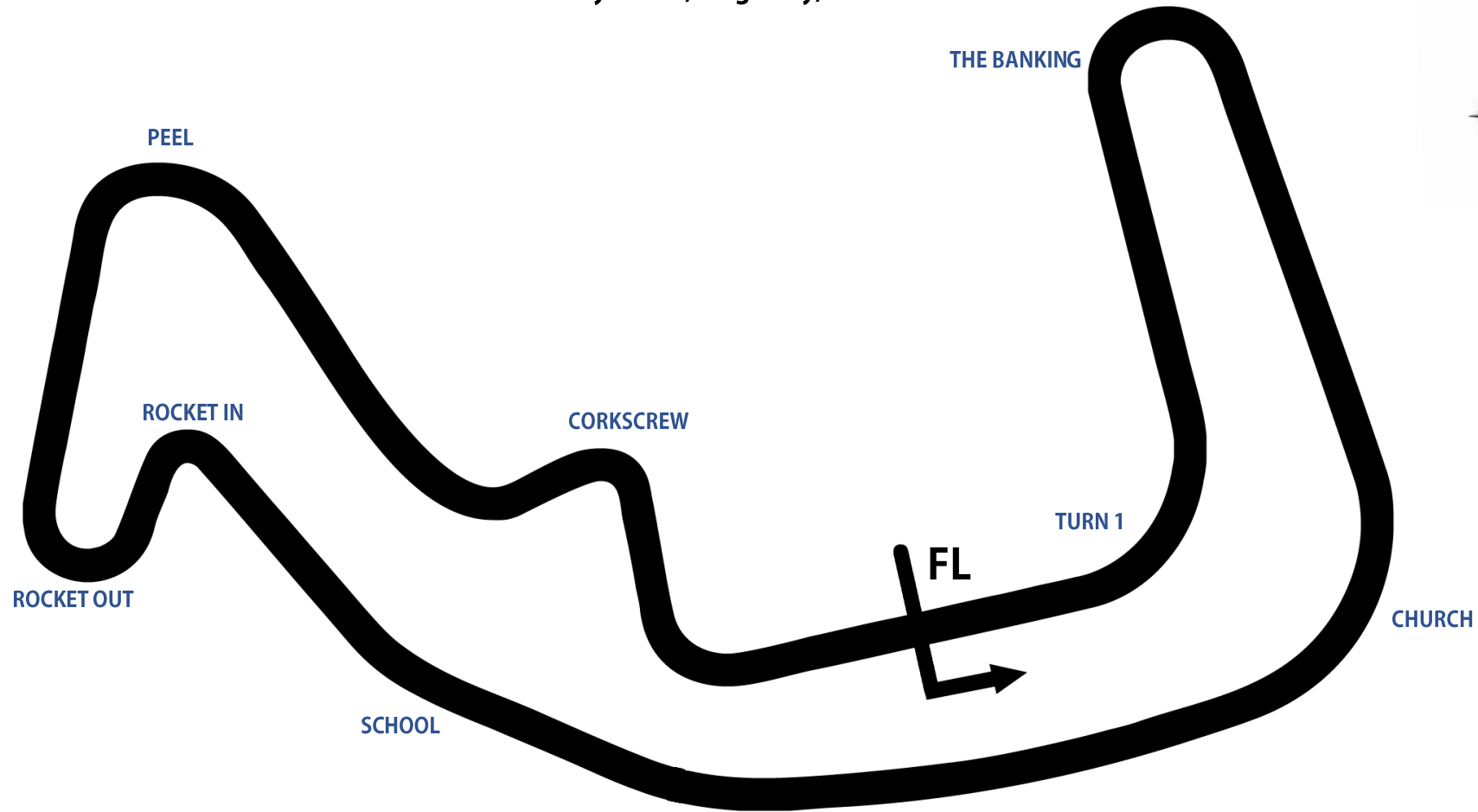


Timing & Results Provided by Timing Solutions Ltd

www.tsl-timing.com

Anglesey Circuit / Trac Mon

Ty Croes, Anglesey, UK



Length	1.5500 miles 2.494 km 2494.5 m		
FL		53.18840 N	4.49640 W
Pit Entry	2446m	53.18843 N	4.49731 W
Pit Exit	88m after FL	53.18869 N	4.49515 W
Pit Entry - Pit Exit	144m, 10.4s @ 50kph, 8.6m @ 60kph		

750MC Race Meeting - Anglesey - 6th/7th July 2024

Nankang Tyre Sports 1000 Championship ft. Cup 200

QUALIFYING - RACE 5 - CLASSIFICATION



POS	NO	CL	PIC	NAME	ENTRY	TIME	ON	LAPS	GAP	DIFF	MPH
1	54		1	Ryan YARROW	Spire GT-3	1:10.788	9	12			78.82
2	8		2	Richard WEBB	Spire GT-3	1:11.178	7	12	0.390	0.390	78.39
3	42		3	Clint NEWMAN	Spire GT-3S	1:11.484	7	11	0.696	0.306	78.05
4	5		4	Scott MITTELL	Mittell MC-53	1:11.725	11	11	0.937	0.241	77.79
5	43		5	Paul ROGERS	Spire GT-3S	1:11.731	10	10	0.943	0.006	77.79
6	2		6	Dan CLOWES	Mittell MC-53	1:12.119	11	12	1.331	0.388	77.37
7	63		7	Colin CHAPMAN	Spire GT-320S	1:12.303	11	11	1.515	0.184	77.17
8	72		8	Jonathan MCGILL	Spire GT-3	1:12.349	9	12	1.561	0.046	77.12
9	28		9	Charlie SLADDEN	Mittell MC-53	1:12.367	7	11	1.579	0.018	77.10
10	33		10	Daniel ASHBY	Spire GT-3	1:12.432	10	10	1.644	0.065	77.03
11	44		11	Carl AUSTEN	Spire GT-3S	1:13.019	8	11	2.231	0.587	76.41
12	69		12	Ian HUTCHINSON	Spire GT-3	1:14.421	8	11	3.633	1.402	74.97
13	46		13	Charles WRIGHT	Spire GT-3	1:14.472	11	11	3.684	0.051	74.92
14	77	Cup 200	1	Alastair BOULTON	MK Cup 200	1:14.481	10	11	3.693	0.009	74.91
15	9		14	Naeem HAQ	Spire GT-3	1:14.646	11	11	3.858	0.165	74.75
16	98	Cup 200	2	John CUTMORE	MK Cup 200	1:14.677	6	11	3.889	0.031	74.72
17	111*	Cup 200	3	Mike WHITEMAN-HAYWOOD	MK Cup 200	1:15.437	2	11	4.649	0.760	73.96
18	83	Cup 200	4	Alexandre ALLORO	MK Cup 200	1:16.314	7	9	5.526	0.877	73.11
19	4	Cup 200	5	John MURPHY	MK Cup 200	1:17.954	9	10	7.166	1.640	71.58
20	12		15	Chris BARKER	Spire GT3	1:29.718	2	4	18.930	11.764	62.19

Comments:

*No. 111 - transponder stopped working, please investigate

*No. 57 (Oliveira) & 66 (Hardie) qualified out of session

Weather / Track : Bright / Drying

These results are provisional until the conclusion of any judicial and technical matters.

Date: 06/07/2024 Start: 10:39 Finish: 10:54

Anglesey Coastal: 1.5500 miles

Clerk Of Course: Lynne Spurr

Stewards:

Timekeeper: Stewart Burr



750MC Race Meeting - Anglesey - 6th/7th July 2024

Nankang Tyre Sports 1000 Championship ft. Cup 200

QUALIFYING - RACE 5 - LAP ANALYSIS

DIFF = Difference To Personal Best Lap

P1 54 Ryan YARROW				
LAP	LAP TIME	DIFF	MPH	TIME OF DAY
1 -	1:13.586	2.798	75.83	10:42:18.924
2 -	1:11.854	1.066	77.65	10:43:30.778
3 -	1:10.893 (3)	0.105	78.71	10:44:41.671
4 -	1:13.821	3.033	75.58	10:45:55.492
5 -	1:11.435	0.647	78.11	10:47:06.927
6 -	1:17.808	7.020	71.71	10:48:24.735
7 -	1:10.895	0.107	78.70	10:49:35.630
8 -	1:11.167	0.379	78.40	10:50:46.797
9 -	1:10.788 (1)		78.82	10:51:57.585
10 -	1:12.771	1.983	76.67	10:53:10.356
11 -	1:10.849 (2)	0.061	78.75	10:54:21.205
12 -	1:11.121	0.333	78.45	10:55:32.326

P2 8 Richard WEBB				
LAP	LAP TIME	DIFF	MPH	TIME OF DAY
1 -	1:33.176	21.998	59.88	10:41:39.081
2 -	1:14.038	2.860	75.36	10:42:53.119
3 -	1:12.767	1.589	76.68	10:44:05.886
4 -	1:12.013	0.835	77.48	10:45:17.899
5 -	1:12.959	1.781	76.48	10:46:30.858
6 -	1:12.001	0.823	77.49	10:47:42.859
7 -	1:11.178 (1)		78.39	10:48:54.037
8 -	1:11.983	0.805	77.51	10:50:06.020
9 -	1:12.615	1.437	76.84	10:51:18.635
10 -	1:18.104	6.926	71.44	10:52:36.739
11 -	1:11.653 (3)	0.475	77.87	10:53:48.392
12 -	1:11.495 (2)	0.317	78.04	10:54:59.887

P3 42 Clint NEWMAN				
LAP	LAP TIME	DIFF	MPH	TIME OF DAY
1 -	1:15.346	3.862	74.05	10:42:40.191
2 -	1:13.633	2.149	75.78	10:43:53.824
3 -	1:12.743	1.259	76.70	10:45:06.567
4 -	1:12.522	1.038	76.94	10:46:19.089
5 -	1:12.621	1.137	76.83	10:47:31.710
6 -	1:12.232	0.748	77.25	10:48:43.942
7 -	1:11.484 (1)		78.05	10:49:55.426
8 -	1:11.747 (3)	0.263	77.77	10:51:07.173
9 -	1:21.378	9.894	68.56	10:52:28.551
10 -	1:12.420	0.936	77.05	10:53:40.971
11 -	1:11.600 (2)	0.116	77.93	10:54:52.571

P4 5 Scott MITTELL				
LAP	LAP TIME	DIFF	MPH	TIME OF DAY
1 -	1:17.191	5.466	72.28	10:42:29.867
2 -	1:13.000	1.275	76.43	10:43:42.867
3 -	1:12.881	1.156	76.56	10:44:55.748
4 -	1:12.465	0.740	77.00	10:46:08.213
5 -	1:13.643	1.918	75.77	10:47:21.856
6 -	1:11.970 (2)	0.245	77.53	10:48:33.826
7 -	1:15.334	3.609	74.07	10:49:49.160
8 -	1:11.993 (3)	0.268	77.50	10:51:01.153
9 -	1:15.809	4.084	73.60	10:52:16.962
10 -	1:17.303	5.578	72.18	10:53:34.265
11 -	1:11.725 (1)		77.79	10:54:45.990

P5 43 Paul ROGERS				
LAP	LAP TIME	DIFF	MPH	TIME OF DAY
1 -	1:15.887	4.156	73.53	10:42:42.515

DIFF = Difference To Personal Best Lap

2 -	1:13.713	1.982	75.69	10:43:56.228
3 -	1:14.562	2.831	74.83	10:45:10.790
4 -	1:17.610 P	5.879	71.89	10:46:28.400
5 -	3:06.246	1:54.515	29.96	10:49:34.646
6 -	1:13.300	1.569	76.12	10:50:47.946
7 -	1:11.857 (2)	0.126	77.65	10:51:59.803
8 -	1:13.414	1.683	76.00	10:53:13.217
9 -	1:12.351 (3)	0.620	77.12	10:54:25.568
10 -	1:11.731 (1)		77.79	10:55:37.299

P6 2 Dan CLOWES				
LAP	LAP TIME	DIFF	MPH	TIME OF DAY
1 -	1:59.642	47.523	46.63	10:41:30.274
2 -	1:13.463	1.344	75.95	10:42:43.737
3 -	1:12.940	0.821	76.50	10:43:56.677
4 -	1:15.945	3.826	73.47	10:45:12.622
5 -	1:13.924	1.805	75.48	10:46:26.546
6 -	1:14.178	2.059	75.22	10:47:40.724
7 -	1:12.396 (2)	0.277	77.07	10:48:53.120
8 -	1:12.695	0.576	76.75	10:50:05.815
9 -	1:12.443 (3)	0.324	77.02	10:51:18.258
10 -	1:14.209	2.090	75.19	10:52:32.467
11 -	1:12.119 (1)		77.37	10:53:44.586
12 -	1:13.933	1.814	75.47	10:54:58.519

P7 63 Colin CHAPMAN				
LAP	LAP TIME	DIFF	MPH	TIME OF DAY
1 -	1:18.877	6.574	70.74	10:42:30.853
2 -	1:14.923	2.620	74.47	10:43:45.776
3 -	1:14.125	1.822	75.27	10:44:59.901
4 -	1:13.398	1.095	76.02	10:46:13.299
5 -	1:12.731	0.428	76.72	10:47:26.030
6 -	1:12.965	0.662	76.47	10:48:38.995
7 -	1:12.972	0.669	76.46	10:49:51.967
8 -	1:13.147	0.844	76.28	10:51:05.114
9 -	1:12.723 (3)	0.420	76.73	10:52:17.837
10 -	1:12.452 (2)	0.149	77.01	10:53:30.289
11 -	1:12.303 (1)		77.17	10:54:42.592

P8 72 Jonathan MCGILL				
LAP	LAP TIME	DIFF	MPH	TIME OF DAY
1 -	2:00.302	47.953	46.38	10:41:33.431
2 -	1:16.410	4.061	73.02	10:42:49.841
3 -	1:13.440	1.091	75.98	10:44:03.281
4 -	1:13.150	0.801	76.28	10:45:16.431
5 -	1:15.791	3.442	73.62	10:46:32.222
6 -	1:13.926	1.577	75.48	10:47:46.148
7 -	1:13.238	0.889	76.19	10:48:59.386
8 -	1:12.712 (2)	0.363	76.74	10:50:12.098
9 -	1:12.349 (1)		77.12	10:51:24.447
10 -	1:13.869	1.520	75.53	10:52:38.316
11 -	1:13.111	0.762	76.32	10:53:51.427
12 -	1:13.070 (3)	0.721	76.36	10:55:04.497

P9 28 Charlie SLADDEN				
LAP	LAP TIME	DIFF	MPH	TIME OF DAY
1 -	1:14.557	2.190	74.84	10:42:47.140
2 -	1:13.206	0.839	76.22	10:44:00.346
3 -	1:13.051	0.684	76.38	10:45:13.397
4 -	1:14.184	1.817	75.21	10:46:27.581
5 -	1:13.399	1.032	76.02	10:47:40.980
6 -	1:14.109	1.742	75.29	10:48:55.089

750MC Race Meeting - Anglesey - 6th/7th July 2024

Nankang Tyre Sports 1000 Championship ft. Cup 200

QUALIFYING - RACE 5 - LAP ANALYSIS

DIFF = Difference To Personal Best Lap

7 -	1:12.367 (1)		77.10	10:50:07.456
8 -	1:12.456 (2)	0.089	77.01	10:51:19.912
9 -	1:14.666	2.299	74.73	10:52:34.578
10 -	1:25.037	12.670	65.61	10:53:59.615
11 -	1:12.562 (3)	0.195	76.90	10:55:12.177

P10 33 Daniel ASHBY

LAP	LAP TIME	DIFF	MPH	TIME OF DAY
1 -	1:17.886	5.454	71.64	10:42:33.036
2 -	1:15.505	3.073	73.90	10:43:48.541
3 -	1:15.209	2.777	74.19	10:45:03.750
4 -	1:13.838 (3)	1.406	75.57	10:46:17.588
5 -	1:15.011	2.579	74.38	10:47:32.599
6 -	1:12.841 (2)	0.409	76.60	10:48:45.440
7 -	1:14.316	1.884	75.08	10:49:59.756
8 -	1:17.968 P	5.536	71.56	10:51:17.724
9 -	2:44.105	1:31.673	34.00	10:54:01.829
10 -	1:12.432 (1)		77.03	10:55:14.261

P11 44 Carl AUSTEN

LAP	LAP TIME	DIFF	MPH	TIME OF DAY
1 -	1:16.551	3.532	72.89	10:42:19.079
2 -	1:14.996	1.977	74.40	10:43:34.075
3 -	1:14.090	1.071	75.31	10:44:48.165
4 -	1:15.242	2.223	74.16	10:46:03.407
5 -	1:13.533 (3)	0.514	75.88	10:47:16.940
6 -	1:13.924	0.905	75.48	10:48:30.864
7 -	1:13.747	0.728	75.66	10:49:44.611
8 -	1:13.019 (1)		76.41	10:50:57.630
9 -	1:13.787	0.768	75.62	10:52:11.417
10 -	1:14.184	1.165	75.21	10:53:25.601
11 -	1:13.400 (2)	0.381	76.02	10:54:39.001

P12 69 Ian HUTCHINSON

LAP	LAP TIME	DIFF	MPH	TIME OF DAY
1 -	1:18.981	4.560	70.65	10:42:36.715
2 -	1:15.542	1.121	73.86	10:43:52.257
3 -	1:16.604	2.183	72.84	10:45:08.861
4 -	1:30.902	16.481	61.38	10:46:39.763
5 -	1:15.898	1.477	73.52	10:47:55.661
6 -	1:14.631 (3)	0.210	74.76	10:49:10.292
7 -	1:15.215	0.794	74.18	10:50:25.507
8 -	1:14.421 (1)		74.97	10:51:39.928
9 -	1:14.469 (2)	0.048	74.93	10:52:54.397
10 -	1:15.150	0.729	74.25	10:54:09.547
11 -	1:14.653	0.232	74.74	10:55:24.200

P13 46 Charles WRIGHT

LAP	LAP TIME	DIFF	MPH	TIME OF DAY
1 -	2:01.243	46.771	46.02	10:41:52.055
2 -	1:23.234	8.762	67.04	10:43:15.289
3 -	1:23.835	9.363	66.55	10:44:39.124
4 -	1:20.331	5.859	69.46	10:45:59.455
5 -	1:16.960	2.488	72.50	10:47:16.415
6 -	1:16.512	2.040	72.93	10:48:32.927
7 -	1:17.058	2.586	72.41	10:49:49.985
8 -	1:14.690 (2)	0.218	74.70	10:51:04.675
9 -	1:15.538	1.066	73.87	10:52:20.213
10 -	1:15.029 (3)	0.557	74.37	10:53:35.242
11 -	1:14.472 (1)		74.92	10:54:49.714

DIFF = Difference To Personal Best Lap

P14 77 Alastair BOULTON				
LAP	LAP TIME	DIFF	MPH	TIME OF DAY
1 -	1:16.456	1.975	72.98	10:42:19.616
2 -	1:15.666	1.185	73.74	10:43:35.282
3 -	1:15.378 (3)	0.897	74.02	10:44:50.660
4 -	1:16.095	1.614	73.32	10:46:06.755
5 -	1:15.728	1.247	73.68	10:47:22.483
6 -	1:17.029	2.548	72.44	10:48:39.512
7 -	1:15.019 (2)	0.538	74.38	10:49:54.531
8 -	1:15.873	1.392	73.54	10:51:10.404
9 -	1:18.868	4.387	70.75	10:52:29.272
10 -	1:14.481 (1)		74.91	10:53:43.753
11 -	1:17.642	3.161	71.86	10:55:01.395

P15 9 Naeem HAQ

LAP	LAP TIME	DIFF	MPH	TIME OF DAY
1 -	2:03.567	48.921	45.15	10:41:50.638
2 -	1:20.906	6.260	68.96	10:43:11.544
3 -	1:17.784	3.138	71.73	10:44:29.328
4 -	1:15.665	1.019	73.74	10:45:44.993
5 -	1:15.324	0.678	74.08	10:47:00.317
6 -	1:14.686 (3)	0.040	74.71	10:48:15.003
7 -	1:14.657 (2)	0.011	74.74	10:49:29.660
8 -	1:14.752	0.106	74.64	10:50:44.412
9 -	1:14.868	0.222	74.53	10:51:59.280
10 -	1:15.140	0.494	74.26	10:53:14.420
11 -	1:14.646 (1)		74.75	10:54:29.066

P16 98 John CUTMORE

LAP	LAP TIME	DIFF	MPH	TIME OF DAY
1 -	1:16.363	1.686	73.07	10:42:22.438
2 -	1:15.301	0.624	74.10	10:43:37.739
3 -	1:15.258	0.581	74.14	10:44:52.997
4 -	1:14.846 (2)	0.169	74.55	10:46:07.843
5 -	1:19.377	4.700	70.29	10:47:27.220
6 -	1:14.677 (1)		74.72	10:48:41.897
7 -	1:15.429	0.752	73.97	10:49:57.326
8 -	1:15.209	0.532	74.19	10:51:12.535
9 -	1:27.017	12.340	64.12	10:52:39.552
10 -	1:14.942 (3)	0.265	74.45	10:53:54.494
11 -	1:15.286	0.609	74.11	10:55:09.780

P17 111 Mike WHITEMAN-HAYWOOD

LAP	LAP TIME	DIFF	MPH	TIME OF DAY
1 -	1:16.285	0.848	73.14	10:42:23.202
2 -	1:15.437 (1)		73.96	10:43:38.639
3 -	1:16.479	1.042	72.96	10:44:55.118
4 -	1:16.332	0.895	73.10	10:46:11.450
5 -	1:16.801	1.364	72.65	10:47:28.251
6 -	1:15.482 (3)	0.045	73.92	10:48:43.733
7 -	1:17.365	1.928	72.12	10:50:01.098
8 -	1:15.449 (2)	0.012	73.95	10:51:16.547
9 -	1:17.338	1.901	72.15	10:52:33.885
10 -	1:18.421	2.984	71.15	10:53:52.306
11 -	1:18.850	3.413	70.76	10:55:11.156

P18 83 Alexandre ALLORO

LAP	LAP TIME	DIFF	MPH	TIME OF DAY
1 -	1:20.479	4.165	69.33	10:42:31.782
2 -	1:16.419 (2)	0.105	73.01	10:43:48.201
3 -	1:16.795 (3)	0.481	72.66	10:45:04.996

750MC Race Meeting - Anglesey - 6th/7th July 2024

Nankang Tyre Sports 1000 Championship ft. Cup 200

QUALIFYING - RACE 5 - LAP ANALYSIS

DIFF = Difference To Personal Best Lap

4 -	1:19.899	3.585	69.83	10:46:24.895
5 -	1:20.733	4.419	69.11	10:47:45.628
6 -	1:18.692	2.378	70.90	10:49:04.320
7 -	1:16.314 (1)		73.11	10:50:20.634
8 -	1:16.971	0.657	72.49	10:51:37.605
9 -	1:25.734 P	9.420	65.08	10:53:03.339

P19 4 John MURPHY

LAP	LAP TIME	DIFF	MPH	TIME OF DAY
1 -	1:21.147	3.193	68.76	10:42:32.718
2 -	1:18.337 (2)	0.383	71.23	10:43:51.055
3 -	1:20.839	2.885	69.02	10:45:11.894
4 -	1:19.867	1.913	69.86	10:46:31.761
5 -	1:19.527	1.573	70.16	10:47:51.288
6 -	1:18.429 (3)	0.475	71.14	10:49:09.717
7 -	1:24.531	6.577	66.01	10:50:34.248
8 -	1:20.655	2.701	69.18	10:51:54.903
9 -	1:17.954 (1)		71.58	10:53:12.857
10 -	1:23.942	5.988	66.47	10:54:36.799

P20 12 Chris BARKER

LAP	LAP TIME	DIFF	MPH	TIME OF DAY
1 -	1:29.743 (2)	0.025	62.17	10:43:09.499
2 -	1:29.718 (1)		62.19	10:44:39.217
3 -	1:34.334 (3)	4.616	59.15	10:46:13.551
4 -	1:51.661 P	21.943	49.97	10:48:05.212

750MC Race Meeting - Anglesey - 6th/7th July 2024

Nankang Tyre Sports 1000 Championship ft. Cup 200

QUALIFYING - RACE 5 - STATISTICS

Competitors Started 20
Planned Start 2024-07-06 @ 10:40:00.000
Actual Start 2024-07-06 @ 10:39:26.333
Finish Time 2024-07-06 @ 10:54:29.065
Track Length 1.5500mi.
Total Laps 212
Total Distance Covered 328.6022mi.

Session Fastest Lap History

NO	CL	NAME	LAP TIME	TIME OF DAY	LAP	VEHICLE
54		Ryan YARROW	1:13.586	10:42:18.950	1	Spire GT-3
2		Dan CLOWES	1:13.463	10:42:43.781	2	Mittell MC-53
54		Ryan YARROW	1:11.854	10:43:30.804	2	Spire GT-3
54		Ryan YARROW	1:10.893	10:44:41.696	3	Spire GT-3
54		Ryan YARROW	1:10.788	10:51:57.611	9	Spire GT-3

Flag History

TYPE	TIME OF DAY
GREEN	10:39:26.333
FINISH	10:54:29.065

Flag Statistics

TYPE	COUNT	TOTAL LAPS	TOTAL TIME
Green	1	12	16:19.257
Red	0	0	0.000
Safety Car	0	0	0.000
FCY	0	0	0.000

750MC Race Meeting - Anglesey - 6th/7th July 2024
Nankang Tyre Sports 1000 Championship ft. Cup 200
QUALIFYING - RACE 5 - STATISTICS

CLASS :

15 Starters

Fastest Lap History

NO	NAME	LAP TIME	TIME OF DAY	LAP	VEHICLE
54	Ryan YARROW	1:13.586	10:42:18.950	1	Spire GT-3
2	Dan CLOWES	1:13.463	10:42:43.781	2	Mittell MC-53
54	Ryan YARROW	1:11.854	10:43:30.804	2	Spire GT-3
54	Ryan YARROW	1:10.893	10:44:41.696	3	Spire GT-3
54	Ryan YARROW	1:10.788	10:51:57.611	9	Spire GT-3

750MC Race Meeting - Anglesey - 6th/7th July 2024
Nankang Tyre Sports 1000 Championship ft. Cup 200
QUALIFYING - RACE 5 - STATISTICS

CLASS : Cup 200

5 Starters

Fastest Lap History

NO	NAME	LAP TIME	TIME OF DAY	LAP	VEHICLE
77	Alastair BOULTON	1:16.456	10:42:19.645	1	MK Cup 200
98	John CUTMORE	1:16.363	10:42:22.467	1	MK Cup 200
111	Mike WHITEMAN-HAYWOOD	1:16.285	10:42:23.230	1	MK Cup 200
77	Alastair BOULTON	1:15.666	10:43:35.311	2	MK Cup 200
98	John CUTMORE	1:15.301	10:43:37.767	2	MK Cup 200
98	John CUTMORE	1:15.258	10:44:53.025	3	MK Cup 200
98	John CUTMORE	1:14.846	10:46:07.871	4	MK Cup 200
98	John CUTMORE	1:14.677	10:48:41.925	6	MK Cup 200
77	Alastair BOULTON	1:14.481	10:53:43.782	10	MK Cup 200

750MC Race Meeting - Anglesey - 6th/7th July 2024

Nankang Tyre Sports 1000 Championship ft. Cup 200

RACE 5 - GRID (15 minutes) - AMENDED



ROW 11		21	88	Vincent DUBOIS							
ROW 10	1:29.718	20	12	Chris BARKER	1:17.954						
					19	4	John MURPHY				
ROW 9				1:16.314	18	83	Alexandre ALLORO	1:15.437	17	111	Mike WHITEMAN-HAYWOOD
ROW 8	1:14.677	16	98	John CUTMORE	1:14.646	15	9	Naeem HAQ			
ROW 7				1:14.481	14	77	Alastair BOULTON	1:14.472	13	46	Charles WRIGHT
ROW 6	1:14.421	12	69	Ian HUTCHINSON	1:13.019	11	44	Carl AUSTEN			
ROW 5				1:12.432	10	33	Daniel ASHBY	1:12.367	9	28	Charlie SLADDEN
ROW 4	1:12.349	8	72	Jonathan MCGILL	1:12.303	7	63	Colin CHAPMAN			
ROW 3				1:12.119	6	2	Dan CLOWES	1:11.731	5	43	Paul ROGERS
ROW 2	1:11.725	4	5	Scott MITTELL	1:11.484	3	42	Clint NEWMAN			
ROW 1				1:11.178	2	8	Richard WEBB	1:10.788	1	54	Ryan YARROW
											Pole

Comments:
 *No. 88 added to the back of the grid, qualified out of session

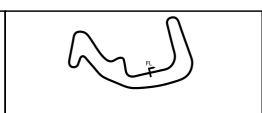
These results are provisional until the conclusion of any judicial and technical matters.

Anglesey Coastal: 1.5500 miles

Clerk Of Course: Lynne Spurr

Stewards:

Timekeeper: Stewart Burr



750MC Race Meeting - Anglesey - 6th/7th July 2024

Nankang Tyre Sports 1000 Championship ft. Cup 200

RACE 5 - CLASSIFICATION - AMENDED

Race Distance: 10 Laps / 15.50 miles



POS	NO	CL	PIC	NAME	ENTRY	LAPS	TIME	GAP	DIFF	MPH	BEST	ON	GRD	↑↓
1	54		1	Ryan YARROW	Spire GT-3	10	15:23.264			60.43	1:11.360	2	1	0
2	8		2	Richard WEBB	Spire GT-3	10	15:24.514	1.250	1.250	60.35	1:11.731	10	2	0
3	5		3	Scott MITTELL	Mittell MC-53	10	15:28.276	5.012	3.762	60.11	1:12.075	9	4	1
4	28		4	Charlie SLADDEN	Mittell MC-53	10	15:30.631	7.367	2.355	59.95	1:12.259	10	9	5
5	63		5	Colin CHAPMAN	Spire GT-320S	10	15:31.685	8.421	1.054	59.89	1:12.636	9	7	2
6	44		6	Carl AUSTEN	Spire GT-3S	10	15:37.255	13.991	5.570	59.53	1:13.976	9	11	5
7	69		7	Ian HUTCHINSON	Spire GT-3	10	15:38.269	15.005	1.014	59.47	1:13.845	9	12	5
8	72		8	Jonathan MCGILL	Spire GT-3	10	15:39.208	15.944	0.939	59.41	1:13.367	9	8	0
9	2*		9	Dan CLOWES	Mittell MC-53	10	15:39.685	16.421	0.477	59.38	1:12.442	10	6	-3
10	43*		10	Paul ROGERS	Spire GT-3S	10	15:40.141	16.877	0.456	59.35	1:12.393	8	5	-5
11	42*		11	Clint NEWMAN	Spire GT-3S	10	15:43.034	19.770	2.893	59.17	1:12.131	10	3	-8
12	77	Cup 200	1	Alastair BOULTON	MK Cup 200	10	15:44.269	21.005	1.235	59.09	1:15.319	9	14	2
13	111	Cup 200	2	Mike WHITEMAN-HAYWOOD	MK Cup 200	10	15:46.258	22.994	1.989	58.96	1:15.807	7	17	4
14	9		12	Naeem HAQ	Spire GT-3	10	15:52.891	29.627	6.633	58.55	1:15.514	2	15	1
15	83	Cup 200	3	Alexandre ALLORO	MK Cup 200	10	15:53.347	30.083	0.456	58.53	1:16.251	9	18	3
16	98	Cup 200	4	John CUTMORE	MK Cup 200	10	15:53.532	30.268	0.185	58.51	1:15.076	7	16	0
17	4	Cup 200	5	John MURPHY	MK Cup 200	10	16:12.845	49.581	19.313	57.35	1:18.803	9	19	2
18	12		13	Chris BARKER	Spire GT3	10	16:41.502	1:18.238	28.657	55.71	1:26.422	8	20	2

NOT CLASSIFIED

DNF	88			Vincent DUBOIS	Sabre T2	1	1:26.492	9 Laps	9 Laps	64.51	1:26.492	1		
DNF	33			Daniel ASHBY	Spire GT-3	0								10
DNF	46			Charles WRIGHT	Spire GT-3	0								13

FASTEST LAP

	54			Ryan YARROW	Spire GT-3	2	1:11.360			78.19 mph				125.84 kph
	98	Cup 200		John CUTMORE	MK Cup 200	7	1:15.076			74.32 mph				119.61 kph

Comments:

- *No. 2 - 10 second time penalty applied for overtaking under safety car conditions
- *Nos. 42 & 43 - 10 second time penalty applied for false start
- *Nos. 33 & 46 did not take the restart

Weather / Track : Sunny / Dry

These results are provisional until the conclusion of any judicial and technical matters.

Date: 06/07/2024 Start: 15:34 Finish: 15:50

Anglesey Coastal: 1.5500 miles

Clerk Of Course: Lynne Spurr

Stewards:

Timekeeper: Stewart Burr



750MC Race Meeting - Anglesey - 6th/7th July 2024

Nankang Tyre Sports 1000 Championship ft. Cup 200

RACE 5 - LAP ANALYSIS

DIFF = Difference To Personal Best Lap

P1 54 Ryan YARROW				
LAP	LAP TIME	DIFF	MPH	TIME OF DAY
1 -	1:16.886	5.526	72.57	15:36:00.034
2 -	1:11.360 (1)		78.19	15:37:11.394
3 -	1:17.573	6.213	71.93	15:38:28.967
4 -	2:29.015	1:17.655	37.44	15:40:57.982
5 -	2:30.903	1:19.543	36.97	15:43:28.885
6 -	1:50.449	39.089	50.52	15:45:19.334
7 -	1:11.947	0.587	77.55	15:46:31.281
8 -	1:11.833	0.473	77.68	15:47:43.114
9 -	1:11.577 (2)	0.217	77.95	15:48:54.691
10 -	1:11.721 (3)	0.361	77.80	15:50:06.412

P2 8 Richard WEBB				
LAP	LAP TIME	DIFF	MPH	TIME OF DAY
1 -	1:17.298	5.567	72.18	15:36:00.446
2 -	1:12.735	1.004	76.71	15:37:13.181
3 -	1:15.987	4.256	73.43	15:38:29.168
4 -	2:29.864	1:18.133	37.23	15:40:59.032
5 -	2:30.577	1:18.846	37.05	15:43:29.609
6 -	1:50.090	38.359	50.68	15:45:19.699
7 -	1:12.521	0.790	76.94	15:46:32.220
8 -	1:11.812 (2)	0.081	77.70	15:47:44.032
9 -	1:11.899 (3)	0.168	77.60	15:48:55.931
10 -	1:11.731 (1)		77.79	15:50:07.662

P3 5 Scott MITTELL				
LAP	LAP TIME	DIFF	MPH	TIME OF DAY
1 -	1:19.740	7.665	69.97	15:36:02.888
2 -	1:12.902	0.827	76.54	15:37:15.790
3 -	1:20.325	8.250	69.46	15:38:36.115
4 -	2:25.383	1:13.308	38.38	15:41:01.498
5 -	2:30.659	1:18.584	37.03	15:43:32.157
6 -	1:49.079	37.004	51.15	15:45:21.236
7 -	1:13.239	1.164	76.18	15:46:34.475
8 -	1:12.697 (3)	0.622	76.75	15:47:47.172
9 -	1:12.075 (1)		77.41	15:48:59.247
10 -	1:12.177 (2)	0.102	77.31	15:50:11.424

P4 28 Charlie SLADDEN				
LAP	LAP TIME	DIFF	MPH	TIME OF DAY
1 -	1:20.686	8.427	69.15	15:36:03.834
2 -	1:12.754 (3)	0.495	76.69	15:37:16.588
3 -	1:21.944	9.685	68.09	15:38:38.532
4 -	2:24.794	1:12.535	38.53	15:41:03.326
5 -	2:30.328	1:18.069	37.11	15:43:33.654
6 -	1:48.810	36.551	51.28	15:45:22.464
7 -	1:13.455	1.196	75.96	15:46:35.919
8 -	1:12.607 (2)	0.348	76.85	15:47:48.526
9 -	1:12.994	0.735	76.44	15:49:01.520
10 -	1:12.259 (1)		77.22	15:50:13.779

P5 63 Colin CHAPMAN				
LAP	LAP TIME	DIFF	MPH	TIME OF DAY
1 -	1:21.244	8.608	68.68	15:36:04.392
2 -	1:13.233	0.597	76.19	15:37:17.625
3 -	1:22.449	9.813	67.67	15:38:40.074
4 -	2:24.188	1:11.552	38.69	15:41:04.262
5 -	2:30.382	1:17.746	37.10	15:43:34.644
6 -	1:48.132	35.496	51.60	15:45:22.776
7 -	1:13.657	1.021	75.75	15:46:36.433

DIFF = Difference To Personal Best Lap

8 -	1:12.972 (3)	0.336	76.46	15:47:49.405
9 -	1:12.636 (1)		76.82	15:49:02.041
10 -	1:12.792 (2)	0.156	76.65	15:50:14.833

P6 44 Carl AUSTEN				
LAP	LAP TIME	DIFF	MPH	TIME OF DAY
1 -	1:22.189	8.213	67.89	15:36:05.337
2 -	1:14.763	0.787	74.63	15:37:20.100
3 -	1:20.361	6.385	69.43	15:38:40.461
4 -	2:25.149	1:11.173	38.44	15:41:05.610
5 -	2:30.247	1:16.271	37.13	15:43:35.857
6 -	1:47.577	33.601	51.87	15:45:23.434
7 -	1:14.147 (2)	0.171	75.25	15:46:37.581
8 -	1:14.552	0.576	74.84	15:47:52.133
9 -	1:13.976 (1)		75.43	15:49:06.109
10 -	1:14.294 (3)	0.318	75.10	15:50:20.403

P7 69 Ian HUTCHINSON				
LAP	LAP TIME	DIFF	MPH	TIME OF DAY
1 -	1:22.624	8.779	67.53	15:36:05.772
2 -	1:14.856	1.011	74.54	15:37:20.628
3 -	1:20.965	7.120	68.91	15:38:41.593
4 -	2:24.708	1:10.863	38.56	15:41:06.301
5 -	2:30.393	1:16.548	37.10	15:43:36.694
6 -	1:47.742	33.897	51.79	15:45:24.436
7 -	1:14.333 (3)	0.488	75.06	15:46:38.769
8 -	1:14.315 (2)	0.470	75.08	15:47:53.084
9 -	1:13.845 (1)		75.56	15:49:06.929
10 -	1:14.488	0.643	74.91	15:50:21.417

P8 72 Jonathan MCGILL				
LAP	LAP TIME	DIFF	MPH	TIME OF DAY
1 -	1:24.825	11.458	65.78	15:36:07.973
2 -	1:15.524	2.157	73.88	15:37:23.497
3 -	1:20.806	7.439	69.05	15:38:44.303
4 -	2:25.025	1:11.658	38.47	15:41:09.328
5 -	2:29.611	1:16.244	37.29	15:43:38.939
6 -	1:47.451	34.084	51.93	15:45:26.390
7 -	1:14.341 (3)	0.974	75.06	15:46:40.731
8 -	1:13.831 (2)	0.464	75.57	15:47:54.562
9 -	1:13.367 (1)		76.05	15:49:07.929
10 -	1:14.427	1.060	74.97	15:50:22.356

P9 2 Dan CLOWES				
LAP	LAP TIME	DIFF	MPH	TIME OF DAY
1 -	1:19.293	6.851	70.37	15:36:02.441
2 -	1:13.019	0.577	76.41	15:37:15.460
3 -	1:14.594	2.152	74.80	15:38:30.054
4 -	2:29.675	1:17.233	37.28	15:40:59.729
5 -	2:30.531	1:18.089	37.06	15:43:30.260
6 -	1:50.203	37.761	50.63	15:45:20.463
7 -	1:14.453	2.011	74.94	15:46:34.916
8 -	1:12.795 (3)	0.353	76.65	15:47:47.711
9 -	1:12.680 (2)	0.238	76.77	15:49:00.391
10 -	1:12.442 (1)		77.02	15:50:12.833

P10 43 Paul ROGERS				
LAP	LAP TIME	DIFF	MPH	TIME OF DAY
1 -	1:20.124	7.731	69.64	15:36:03.272
2 -	1:12.914	0.521	76.52	15:37:16.186
3 -	1:20.809	8.416	69.05	15:38:36.995

750MC Race Meeting - Anglesey - 6th/7th July 2024

Nankang Tyre Sports 1000 Championship ft. Cup 200

RACE 5 - LAP ANALYSIS

DIFF = Difference To Personal Best Lap

4 -	2:25.377	1:12.984	38.38	15:41:02.372
5 -	2:30.347	1:17.954	37.11	15:43:32.719
6 -	1:49.233	36.840	51.08	15:45:21.952
7 -	1:13.589	1.196	75.82	15:46:35.541
8 -	1:12.393 (1)		77.07	15:47:47.934
9 -	1:12.839 (3)	0.446	76.60	15:49:00.773
10 -	1:12.516 (2)	0.123	76.94	15:50:13.289

P11 42 Clint NEWMAN

LAP	LAP TIME	DIFF	MPH	TIME OF DAY
1 -	1:18.750	6.619	70.85	15:36:01.898
2 -	1:12.310 (2)	0.179	77.16	15:37:14.208
3 -	1:18.017	5.886	71.52	15:38:32.225
4 -	2:28.015	1:15.884	37.69	15:41:00.240
5 -	2:31.039	1:18.908	36.94	15:43:31.279
6 -	1:49.404	37.273	51.00	15:45:20.683
7 -	1:16.420	4.289	73.01	15:46:37.103
8 -	1:14.147	2.016	75.25	15:47:51.250
9 -	1:12.801 (3)	0.670	76.64	15:49:04.051
10 -	1:12.131 (1)		77.35	15:50:16.182

P12 77 Alastair BOULTON

LAP	LAP TIME	DIFF	MPH	TIME OF DAY
1 -	1:24.005	8.686	66.42	15:36:07.153
2 -	1:15.438 (2)	0.119	73.96	15:37:22.591
3 -	1:20.324	5.005	69.46	15:38:42.915
4 -	2:24.487	1:09.168	38.61	15:41:07.402
5 -	2:30.233	1:14.914	37.14	15:43:37.635
6 -	1:47.152	31.833	52.07	15:45:24.787
7 -	1:15.460 (3)	0.141	73.94	15:46:40.247
8 -	1:16.153	0.834	73.27	15:47:56.400
9 -	1:15.319 (1)		74.08	15:49:11.719
10 -	1:15.698	0.379	73.71	15:50:27.417

P13 111 Mike WHITEMAN-HAYWOOD

LAP	LAP TIME	DIFF	MPH	TIME OF DAY
1 -	1:23.542	7.735	66.79	15:36:06.690
2 -	1:16.475	0.668	72.96	15:37:23.165
3 -	1:20.396	4.589	69.40	15:38:43.561
4 -	2:24.896	1:09.089	38.51	15:41:08.457
5 -	2:29.911	1:14.104	37.22	15:43:38.368
6 -	1:47.473	31.666	51.92	15:45:25.841
7 -	1:15.807 (1)		73.60	15:46:41.648
8 -	1:15.844 (2)	0.037	73.57	15:47:57.492
9 -	1:15.993	0.186	73.42	15:49:13.485
10 -	1:15.921 (3)	0.114	73.49	15:50:29.406

P14 9 Naeem HAQ

LAP	LAP TIME	DIFF	MPH	TIME OF DAY
1 -	1:29.322	13.808	62.47	15:36:12.470
2 -	1:15.514 (1)		73.89	15:37:27.984
3 -	1:25.083	9.569	65.58	15:38:53.067
4 -	2:18.307	1:02.793	40.34	15:41:11.374
5 -	2:29.763	1:14.249	37.25	15:43:41.137
6 -	1:49.317	33.803	51.04	15:45:30.454
7 -	1:16.930	1.416	72.53	15:46:47.384
8 -	1:15.941 (2)	0.427	73.47	15:48:03.325
9 -	1:16.015 (3)	0.501	73.40	15:49:19.340
10 -	1:16.699	1.185	72.75	15:50:36.039

DIFF = Difference To Personal Best Lap

LAP	LAP TIME	DIFF	MPH	TIME OF DAY
1 -	1:25.428	9.177	65.31	15:36:08.576
2 -	1:16.768	0.517	72.68	15:37:25.344
3 -	1:21.900	5.649	68.13	15:38:47.244
4 -	2:23.486	1:07.235	38.88	15:41:10.730
5 -	2:29.556	1:13.305	37.31	15:43:40.286
6 -	1:47.891	31.640	51.71	15:45:28.177
7 -	1:16.545 (2)	0.294	72.89	15:46:44.722
8 -	1:16.611 (3)	0.360	72.83	15:48:01.333
9 -	1:16.251 (1)		73.17	15:49:17.584
10 -	1:18.911	2.660	70.71	15:50:36.495

P16 98 John CUTMORE

LAP	LAP TIME	DIFF	MPH	TIME OF DAY
1 -	1:24.191	9.115	66.27	15:36:07.339
2 -	1:16.502	1.426	72.93	15:37:23.841
3 -	1:22.783	7.707	67.40	15:38:46.624
4 -	2:23.638	1:08.562	38.84	15:41:10.262
5 -	2:29.598	1:14.522	37.30	15:43:39.860
6 -	1:47.004	31.928	52.14	15:45:26.864
7 -	1:15.076 (1)		74.32	15:46:41.940
8 -	1:22.980	7.904	67.24	15:48:04.920
9 -	1:15.328 (2)	0.252	74.07	15:49:20.248
10 -	1:16.432 (3)	1.356	73.00	15:50:36.680

P17 4 John MURPHY

LAP	LAP TIME	DIFF	MPH	TIME OF DAY
1 -	1:26.930	8.127	64.18	15:36:10.078
2 -	1:40.759	21.956	55.38	15:37:50.837
3 -	1:39.668	20.865	55.98	15:39:30.505
4 -	1:45.717	26.914	52.78	15:41:16.222
5 -	2:28.047	1:09.244	37.69	15:43:44.269
6 -	1:51.603	32.800	49.99	15:45:35.872
7 -	1:21.720	2.917	68.28	15:46:57.592
8 -	1:19.924 (3)	1.121	69.81	15:48:17.516
9 -	1:18.803 (1)		70.80	15:49:36.319
10 -	1:19.674 (2)	0.871	70.03	15:50:55.993

P18 12 Chris BARKER

LAP	LAP TIME	DIFF	MPH	TIME OF DAY
1 -	1:35.668	9.246	58.32	15:36:18.816
2 -	1:31.410	4.988	61.04	15:37:50.226
3 -	1:39.440	13.018	56.11	15:39:29.666
4 -	1:45.258	18.836	53.01	15:41:14.924
5 -	2:27.628	1:01.206	37.79	15:43:42.552
6 -	1:52.829	26.407	49.45	15:45:35.381
7 -	1:27.446 (3)	1.024	63.81	15:47:02.827
8 -	1:26.422 (1)		64.56	15:48:29.249
9 -	1:27.976	1.554	63.42	15:49:57.225
10 -	1:27.425 (2)	1.003	63.82	15:51:24.650

P19 88 Vincent DUBOIS

LAP	LAP TIME	DIFF	MPH	TIME OF DAY
1 -	1:26.492 (1)		64.51	15:36:09.640

750MC Race Meeting - Anglesey - 6th/7th July 2024

Nankang Tyre Sports 1000 Championship ft. Cup 200

RACE 5 - LAP CHART

LAP 1 @ 15:36:00.034			LAP 2 @ 15:37:11.394			LAP 3 @ 15:38:28.967			LAP 4 @ 15:40:57.982			LAP 5 @ 15:43:28.885		
NO	BEHIND	LAP TIME	NO	BEHIND	LAP TIME	NO	BEHIND	LAP TIME	NO	BEHIND	LAP TIME	NO	BEHIND	LAP TIME
54		1:16.886	54		1:11.360	54		1:17.573	54		2:29.015	54		2:30.903
8	0.412	1:17.298	8	1.787	1:12.735	8	0.201	1:15.987	8	1.050	2:29.864	8	0.724	2:30.577
42	1.864	1:18.750	42	2.814	1:12.310	2	1.087	1:14.594	2	1.747	2:29.675	2	1.375	2:30.531
2	2.407	1:19.293	2	4.066	1:13.019	42	3.258	1:18.017	42	2.258	2:28.015	42	2.394	2:31.039
5	2.854	1:19.740	5	4.396	1:12.902	5	7.148	1:20.325	5	3.516	2:25.383	5	3.272	2:30.659
43	3.238	1:20.124	43	4.792	1:12.914	43	8.028	1:20.809	43	4.390	2:25.377	43	3.834	2:30.347
28	3.800	1:20.686	28	5.194	1:12.754	28	9.565	1:21.944	28	5.344	2:24.794	28	4.769	2:30.328
63	4.358	1:21.244	63	6.231	1:13.233	63	11.107	1:22.449	63	6.280	2:24.188	63	5.759	2:30.382
44	5.303	1:22.189	44	8.706	1:14.763	44	11.494	1:20.361	44	7.628	2:25.149	44	6.972	2:30.247
69	5.738	1:22.624	69	9.234	1:14.856	69	12.626	1:20.965	69	8.319	2:24.708	69	7.809	2:30.393
111	6.656	1:23.542	77	11.197	1:15.438	77	13.948	1:20.324	77	9.420	2:24.487	77	8.750	2:30.233
77	7.119	1:24.005	111	11.771	1:16.475	111	14.594	1:20.396	111	10.475	2:24.896	111	9.483	2:29.911
98	7.305	1:24.191	72	12.103	1:15.524	72	15.336	1:20.806	72	11.346	2:25.025	72	10.054	2:29.611
72	7.939	1:24.825	98	12.447	1:16.502	98	17.657	1:22.783	98	12.280	2:23.638	98	10.975	2:29.598
83	8.542	1:25.428	83	13.950	1:16.768	83	18.277	1:21.900	83	12.748	2:23.486	83	11.401	2:29.556
88	9.606	1:26.492	9	16.590	1:15.514	9	24.100	1:25.083	9	13.392	2:18.307	9	12.252	2:29.763
4	10.044	1:26.930	12	38.832	1:31.410	12	1:00.699	1:39.440	12	16.942	1:45.258	12	13.667	2:27.628
9	12.436	1:29.322	4	39.443	1:40.759	4	1:01.538	1:39.668	4	18.240	1:45.717	4	15.384	2:28.047
12	18.782	1:35.668							SC	3 Laps	2:30.888	SC	3 Laps	1:51.330 P

750MC Race Meeting - Anglesey - 6th/7th July 2024

Nankang Tyre Sports 1000 Championship ft. Cup 200

RACE 5 - LAP CHART

LAP 6 @ 15:45:19.334			LAP 7 @ 15:46:31.281			LAP 8 @ 15:47:43.114			LAP 9 @ 15:48:54.691			LAP 10 @ 15:50:06.412		
NO	BEHIND	LAP TIME	NO	BEHIND	LAP TIME	NO	BEHIND	LAP TIME	NO	BEHIND	LAP TIME	NO	BEHIND	LAP TIME
54		1:50.449	54		1:11.947	54		1:11.833	54		1:11.577	54		1:11.721
8	0.365	1:50.090	8	0.939	1:12.521	8	0.918	1:11.812	8	1.240	1:11.899	8	1.250	1:11.731
2	1.129	1:50.203	5	3.194	1:13.239	5	4.058	1:12.697	5	4.556	1:12.075	5	5.012	1:12.177
42	1.349	1:49.404	2	3.635	1:14.453	2	4.597	1:12.795	2	5.700	1:12.680	2	6.421	1:12.442
5	1.902	1:49.079	43	4.260	1:13.589	43	4.820	1:12.393	43	6.082	1:12.839	43	6.877	1:12.516
43	2.618	1:49.233	28	4.638	1:13.455	28	5.412	1:12.607	28	6.829	1:12.994	28	7.367	1:12.259
28	3.130	1:48.810	63	5.152	1:13.657	63	6.291	1:12.972	63	7.350	1:12.636	63	8.421	1:12.792
63	3.442	1:48.132	42	5.822	1:16.420	42	8.136	1:14.147	42	9.360	1:12.801	42	9.770	1:12.131
44	4.100	1:47.577	44	6.300	1:14.147	44	9.019	1:14.552	44	11.418	1:13.976	44	13.991	1:14.294
69	5.102	1:47.742	69	7.488	1:14.333	69	9.970	1:14.315	69	12.238	1:13.845	69	15.005	1:14.488
77	5.453	1:47.152	77	8.966	1:15.460	72	11.448	1:13.831	72	13.238	1:13.367	72	15.944	1:14.427
111	6.507	1:47.473	72	9.450	1:14.341	77	13.286	1:16.153	77	17.028	1:15.319	77	21.005	1:15.698
72	7.056	1:47.451	111	10.367	1:15.807	111	14.378	1:15.844	111	18.794	1:15.993	111	22.994	1:15.921
98	7.530	1:47.004	98	10.659	1:15.076	83	18.219	1:16.611	83	22.893	1:16.251	9	29.627	1:16.699
83	8.843	1:47.891	83	13.441	1:16.545	9	20.211	1:15.941	9	24.649	1:16.015	83	30.083	1:18.911
9	11.120	1:49.317	9	16.103	1:16.930	98	21.806	1:22.980	98	25.557	1:15.328	98	30.268	1:16.432
12	16.047	1:52.829	4	26.311	1:21.720	4	34.402	1:19.924	4	41.628	1:18.803	4	49.581	1:19.674
4	16.538	1:51.603	12	31.546	1:27.446	12	46.135	1:26.422	12	1:02.534	1:27.976	12	1:18.238	1:27.425

750MC Race Meeting - Anglesey - 6th/7th July 2024

Nankang Tyre Sports 1000 Championship ft. Cup 200

RACE 5 - POSITION CHART

No	Name	Lap Pos	Lap											
			1	2	3	4	5	6	7	8	9	10		
54	YARROW	1	54	54	54	54	54	54	54	54	54	54	54	54
8	WEBB	2	8	8	8	8	8	8	8	8	8	8	8	8
42	NEWMAN	3	42	2	2	2	2	2	5	5	5	5	5	5
5	MITTELL	4	2	2	42	42	42	42	2	2	2	2	2	2
43	ROGERS	5	5	5	5	5	5	5	43	43	43	43	43	43
2	CLOWES	6	43	43	43	43	43	43	28	28	28	28	28	28
63	CHAPMAN	7	28	28	28	28	28	28	63	63	63	63	63	63
72	MCGILL	8	63	63	63	63	63	63	42	42	42	42	42	42
28	SLADDEN	9	44	44	44	44	44	44	44	44	44	44	44	44
33	ASHBY	10	69	69	69	69	69	69	69	69	69	69	69	69
44	AUSTEN	11	111	77	77	77	77	77	77	77	72	72	72	72
69	HUTCHINSON	12	77	111	111	111	111	111	72	77	77	77	77	77
46	WRIGHT	13	98	72	72	72	72	72	111	111	111	111	111	111
77	BOULTON	14	72	98	98	98	98	98	98	83	83	83	83	9
9	HAQ	15	83	83	83	83	83	83	83	9	9	9	9	83
98	CUTMORE	16	88	9	9	9	9	9	9	98	98	98	98	98
111	WHITEMAN-HAYWOOD	17	4	12	12	12	12	12	4	4	4	4	4	4
83	ALLORO	18	9	4	4	4	4	4	12	12	12	12	12	12
4	MURPHY	19	12											
12	BARKER	20												
88	DUBOIS	21												

750MC Race Meeting - Anglesey - 6th/7th July 2024

Nankang Tyre Sports 1000 Championship ft. Cup 200

RACE 5 - STATISTICS

Competitors Started 19
Planned Start 2024-07-06 @ 15:25:01.000
Actual Start 2024-07-06 @ 15:34:43.147
Finish Time 2024-07-06 @ 15:50:05.350
Track Length 1.5500mi.
Total Laps 183
Total Distance Covered 283.6519mi.

Session Fastest Lap History

NO	CL	NAME	LAP TIME	TIME OF DAY	LAP	VEHICLE
54		Ryan YARROW	1:16.886	15:36:00.059	1	Spire GT-3
54		Ryan YARROW	1:11.360	15:37:11.419	2	Spire GT-3

Session Leader History

NO	CL	NAME	FROM LAP	LAPS LED	DISTANCE	VEHICLE
54		Ryan YARROW	1	10	15.50 miles	Spire GT-3

Flag History

TYPE	TIME OF DAY
GREEN	15:34:43.147
SAFETY	15:37:05.860
GREEN	15:45:17.418
FINISH	15:50:05.350

Flag Statistics

TYPE	COUNT	TOTAL LAPS	TOTAL TIME
Green	2	6	8:34.451
Red	0	0	0.000
Safety Car	1	4	8:11.557
FCY	0	0	0.000

750MC Race Meeting - Anglesey - 6th/7th July 2024
Nankang Tyre Sports 1000 Championship ft. Cup 200
RACE 5 - STATISTICS

CLASS :

14 Starters

Fastest Lap History

NO	NAME	LAP TIME	TIME OF DAY	LAP	VEHICLE
54	Ryan YARROW	1:16.886	15:36:00.059	1	Spire GT-3
54	Ryan YARROW	1:11.360	15:37:11.419	2	Spire GT-3

Leader History

NO	NAME	FROM LAP	LAPS LED	DISTANCE	VEHICLE
54	Ryan YARROW	1	10	15.50 miles	Spire GT-3

750MC Race Meeting - Anglesey - 6th/7th July 2024
Nankang Tyre Sports 1000 Championship ft. Cup 200
RACE 5 - STATISTICS

CLASS : Cup 200

5 Starters

Fastest Lap History

NO	NAME	LAP TIME	TIME OF DAY	LAP	VEHICLE
111	Mike WHITEMAN-HAYWOOD	1:23.542	15:36:06.718	1	MK Cup 200
77	Alastair BOULTON	1:15.438	15:37:22.620	2	MK Cup 200
98	John CUTMORE	1:15.076	15:46:41.968	7	MK Cup 200

Leader History

NO	NAME	FROM LAP	LAPS LED	DISTANCE	VEHICLE
111	Mike WHITEMAN-HAYWOOD	1	1	1.55 miles	MK Cup 200
77	Alastair BOULTON	2	9	13.95 miles	MK Cup 200

750MC Race Meeting - Anglesey - 6th/7th July 2024
Nankang Tyre Sports 1000 Championship ft. Cup 200
RACE 13 - GRID (15 minutes)



ROW 11		21	46 Charles WRIGHT		
ROW 10	20	33 Daniel ASHBY	19	88 Vincent DUBOIS	
			1:26.492		
ROW 9		18	12 Chris BARKER	17	4 John MURPHY
			1:26.422		
				1:18.803	
ROW 8	16	83 Alexandre ALLORO	15	111 Mike WHITEMAN-HAYWOOD	
			1:16.251	1:15.807	
ROW 7		14	9 Naeem HAQ	13	77 Alastair BOULTON
			1:15.514	1:15.319	
ROW 6	12	98 John CUTMORE	11	44 Carl AUSTEN	
			1:15.076	1:13.976	
ROW 5		10	69 Ian HUTCHINSON	9	72 Jonathan MCGILL
			1:13.845	1:13.367	
ROW 4	8	63 Colin CHAPMAN	7	2 Dan CLOWES	
			1:12.636	1:12.442	
ROW 3		6	43 Paul ROGERS	5	28 Charlie SLADDEN
			1:12.393	1:12.259	
ROW 2	4	42 Clint NEWMAN	3	5 Scott MITTELL	
			1:12.131	1:12.075	
ROW 1		2	8 Richard WEBB	1	54 Ryan YARROW
			1:11.731	1:11.360	
				Pole	

These results are provisional until the conclusion of any judicial and technical matters.

Anglesey Coastal: 1.5500 miles

Clerk Of Course: Lynne Spurr

Stewards:

Timekeeper: Stewart Burr



750MC Race Meeting - Anglesey - 6th/7th July 2024

Nankang Tyre Sports 1000 Championship ft. Cup 200

RACE 13 - CLASSIFICATION

Race Distance: 11 Laps / 17.05 miles



POS	NO	CL	PIC	NAME	ENTRY	LAPS	TIME	GAP	DIFF	MPH	BEST	ON	GRD	↑↓
1	5		1	Scott MITTELL	Mittell MC-53	11	15:29.142			66.06	1:22.815	6	3	2
2	8		2	Richard WEBB	Spire GT-3	11	15:30.510	1.368	1.368	65.96	1:22.616	11	2	0
3	2		3	Dan CLOWES	Mittell MC-53	11	15:33.331	4.189	2.821	65.76	1:22.033	10	7	4
4	54		4	Ryan YARROW	Spire GT-3	11	15:45.849	16.707	12.518	64.89	1:23.097	9	1	-3
5	42		5	Clint NEWMAN	Spire GT-3S	11	15:54.048	24.906	8.199	64.33	1:23.708	10	4	-1
6	44		6	Carl AUSTEN	Spire GT-3S	11	16:08.339	39.197	14.291	63.38	1:26.650	10	11	5
7	63		7	Colin CHAPMAN	Spire GT-320S	11	16:10.272	41.130	1.933	63.26	1:26.249	10	8	1
8	28		8	Charlie SLADDEN	Mittell MC-53	11	16:14.905	45.763	4.633	62.96	1:26.881	10	5	-3
9	43		9	Paul ROGERS	Spire GT-3S	11	16:17.550	48.408	2.645	62.78	1:26.712	2	6	-3
10	72		10	Jonathan MCGILL	Spire GT-3	11	16:29.767	1:00.625	12.217	62.01	1:27.643	10	9	-1
11	77	Cup 200	1	Alastair BOULTON	MK Cup 200	11	16:34.567	1:05.425	4.800	61.71	1:27.868	11	13	2
12	69		11	Ian HUTCHINSON	Spire GT-3	11	16:35.337	1:06.195	0.770	61.66	1:27.212	11	10	-2
13	98	Cup 200	2	John CUTMORE	MK Cup 200	11	16:37.027	1:07.885	1.690	61.56	1:28.268	11	12	-1
14	111	Cup 200	3	Mike WHITEMAN-HAYWOOD	MK Cup 200	11	16:37.245	1:08.103	0.218	61.54	1:28.242	11	15	1
15	83	Cup 200	4	Alexandre ALLORO	MK Cup 200	11	17:32.960	2:03.818	55.715	58.29	1:30.890	5	16	1
16	9		12	Naeem HAQ	Spire GT-3	10	15:34.786	1 Lap	1 Lap	59.69	1:29.487	8	14	-2
17	4	Cup 200	5	John MURPHY	MK Cup 200	10	15:59.254	1 Lap	24.468	58.17	1:33.418	8	17	0
18	46		13	Charles WRIGHT	Spire GT-3	10	16:00.197	1 Lap	0.943	58.11	1:32.753	10	21	3

NOT STARTED

NS	12			Chris BARKER	Spire GT3									18
NS	88			Vincent DUBOIS	Sabre T2									19
NS	33			Daniel ASHBY	Spire GT-3									20

FASTEST LAP

2				Dan CLOWES	Mittell MC-53	10	1:22.033			68.02 mph				109.47 kph
77	Cup 200			Alastair BOULTON	MK Cup 200	11	1:27.868			63.50 mph				102.20 kph

Weather / Track : Drizzle / Wet

These results are provisional until the conclusion of any judicial and technical matters.

Date: 07/07/2024 Start: 09:36 Finish: 09:51

Anglesey Coastal: 1.5500 miles

Clerk Of Course: Lynne Spurr

Stewards:

Timekeeper: Stewart Burr



750MC Race Meeting - Anglesey - 6th/7th July 2024

Nankang Tyre Sports 1000 Championship ft. Cup 200

RACE 13 - LAP ANALYSIS

DIFF = Difference To Personal Best Lap

P1 5 Scott MITTELL				
LAP	LAP TIME	DIFF	MPH	TIME OF DAY
1 -	1:30.809	7.994	61.44	09:37:43.406
2 -	1:24.696	1.881	65.88	09:39:08.102
3 -	1:24.928	2.113	65.70	09:40:33.030
4 -	1:23.903	1.088	66.50	09:41:56.933
5 -	1:23.100 (2)	0.285	67.14	09:43:20.033
6 -	1:22.815 (1)		67.37	09:44:42.848
7 -	1:24.109	1.294	66.34	09:46:06.957
8 -	1:23.502 (3)	0.687	66.82	09:47:30.459
9 -	1:23.694	0.879	66.67	09:48:54.153
10 -	1:23.609	0.794	66.73	09:50:17.762
11 -	1:23.977	1.162	66.44	09:51:41.739

P2 8 Richard WEBB				
LAP	LAP TIME	DIFF	MPH	TIME OF DAY
1 -	1:29.520	6.904	62.33	09:37:42.117
2 -	1:25.496	2.880	65.26	09:39:07.613
3 -	1:24.887	2.271	65.73	09:40:32.500
4 -	1:25.254	2.638	65.45	09:41:57.754
5 -	1:23.940	1.324	66.47	09:43:21.694
6 -	1:24.463	1.847	66.06	09:44:46.157
7 -	1:24.610	1.994	65.95	09:46:10.767
8 -	1:23.695	1.079	66.67	09:47:34.462
9 -	1:23.308 (3)	0.692	66.98	09:48:57.770
10 -	1:22.721 (2)	0.105	67.45	09:50:20.491
11 -	1:22.616 (1)		67.54	09:51:43.107

P3 2 Dan CLOWES				
LAP	LAP TIME	DIFF	MPH	TIME OF DAY
1 -	1:35.641	13.608	58.34	09:37:48.238
2 -	1:25.124	3.091	65.55	09:39:13.362
3 -	1:24.675	2.642	65.89	09:40:38.037
4 -	1:25.126	3.093	65.55	09:42:03.163
5 -	1:24.153	2.120	66.30	09:43:27.316
6 -	1:23.706	1.673	66.66	09:44:51.022
7 -	1:23.545	1.512	66.79	09:46:14.567
8 -	1:22.617 (2)	0.584	67.54	09:47:37.184
9 -	1:23.835	1.802	66.55	09:49:01.019
10 -	1:22.033 (1)		68.02	09:50:23.052
11 -	1:22.876 (3)	0.843	67.32	09:51:45.928

P4 54 Ryan YARROW				
LAP	LAP TIME	DIFF	MPH	TIME OF DAY
1 -	1:44.472	21.375	53.41	09:37:57.069
2 -	1:27.281	4.184	63.93	09:39:24.350
3 -	1:24.012	0.915	66.41	09:40:48.362
4 -	1:23.463 (2)	0.366	66.85	09:42:11.825
5 -	1:24.533	1.436	66.01	09:43:36.358
6 -	1:23.593 (3)	0.496	66.75	09:44:59.951
7 -	1:23.732	0.635	66.64	09:46:23.683
8 -	1:23.753	0.656	66.62	09:47:47.436
9 -	1:23.097 (1)		67.15	09:49:10.533
10 -	1:24.093	0.996	66.35	09:50:34.626
11 -	1:23.820	0.723	66.57	09:51:58.446

P5 42 Clint NEWMAN				
LAP	LAP TIME	DIFF	MPH	TIME OF DAY
1 -	1:35.334	11.626	58.53	09:37:47.931
2 -	1:26.335	2.627	64.63	09:39:14.266
3 -	1:26.295	2.587	64.66	09:40:40.561

DIFF = Difference To Personal Best Lap

4 -	1:24.744	1.036	65.84	09:42:05.305
5 -	1:25.210	1.502	65.48	09:43:30.515
6 -	1:24.140	0.432	66.31	09:44:54.655
7 -	1:24.373	0.665	66.13	09:46:19.028
8 -	1:23.777 (2)	0.069	66.60	09:47:42.805
9 -	1:24.055 (3)	0.347	66.38	09:49:06.860
10 -	1:23.708 (1)		66.66	09:50:30.568
11 -	1:36.077	12.369	58.07	09:52:06.645

P6 44 Carl AUSTEN				
LAP	LAP TIME	DIFF	MPH	TIME OF DAY
1 -	1:37.133	10.483	57.44	09:37:49.730
2 -	1:26.965 (3)	0.315	64.16	09:39:16.695
3 -	1:27.236	0.586	63.96	09:40:43.931
4 -	1:26.772 (2)	0.122	64.30	09:42:10.703
5 -	1:27.502	0.852	63.77	09:43:38.205
6 -	1:27.687	1.037	63.63	09:45:05.892
7 -	1:27.016	0.366	64.12	09:46:32.908
8 -	1:27.067	0.417	64.08	09:47:59.975
9 -	1:27.281	0.631	63.93	09:49:27.256
10 -	1:26.650 (1)		64.39	09:50:53.906
11 -	1:27.030	0.380	64.11	09:52:20.936

P7 63 Colin CHAPMAN				
LAP	LAP TIME	DIFF	MPH	TIME OF DAY
1 -	1:34.857	8.608	58.82	09:37:47.454
2 -	1:28.952	2.703	62.73	09:39:16.406
3 -	1:27.383	1.134	63.85	09:40:43.789
4 -	1:29.140	2.891	62.59	09:42:12.929
5 -	1:27.128	0.879	64.04	09:43:40.057
6 -	1:28.312	2.063	63.18	09:45:08.369
7 -	1:27.411	1.162	63.83	09:46:35.780
8 -	1:26.297 (2)	0.048	64.66	09:48:02.077
9 -	1:27.820	1.571	63.53	09:49:29.897
10 -	1:26.249 (1)		64.69	09:50:56.146
11 -	1:26.723 (3)	0.474	64.34	09:52:22.869

P8 28 Charlie SLADDEN				
LAP	LAP TIME	DIFF	MPH	TIME OF DAY
1 -	1:36.826	9.945	57.62	09:37:49.423
2 -	1:29.835	2.954	62.11	09:39:19.258
3 -	1:28.324	1.443	63.17	09:40:47.582
4 -	1:27.626	0.745	63.68	09:42:15.208
5 -	1:27.815	0.934	63.54	09:43:43.023
6 -	1:27.573	0.692	63.71	09:45:10.596
7 -	1:26.960 (2)	0.079	64.16	09:46:37.556
8 -	1:27.292 (3)	0.411	63.92	09:48:04.848
9 -	1:28.357	1.476	63.15	09:49:33.205
10 -	1:26.881 (1)		64.22	09:51:00.086
11 -	1:27.416	0.535	63.83	09:52:27.502

P9 43 Paul ROGERS				
LAP	LAP TIME	DIFF	MPH	TIME OF DAY
1 -	1:33.871	7.159	59.44	09:37:46.468
2 -	1:26.712 (1)		64.35	09:39:13.180
3 -	1:28.125	1.413	63.31	09:40:41.305
4 -	1:27.644	0.932	63.66	09:42:08.949
5 -	1:28.336	1.624	63.16	09:43:37.285
6 -	1:27.789	1.077	63.56	09:45:05.074
7 -	1:27.466 (3)	0.754	63.79	09:46:32.540
8 -	1:28.658	1.946	62.93	09:48:01.198
9 -	1:33.923	7.211	59.41	09:49:35.121

750MC Race Meeting - Anglesey - 6th/7th July 2024

Nankang Tyre Sports 1000 Championship ft. Cup 200

RACE 13 - LAP ANALYSIS

DIFF = Difference To Personal Best Lap

10 -	1:27.434 (2)	0.722	63.81	09:51:02.555
11 -	1:27.592	0.880	63.70	09:52:30.147

P10 72 Jonathan MCGILL				
LAP	LAP TIME	DIFF	MPH	TIME OF DAY
1 -	1:39.474	11.831	56.09	09:37:52.071
2 -	1:32.781	5.138	60.14	09:39:24.852
3 -	1:30.555	2.912	61.62	09:40:55.407
4 -	1:29.562	1.919	62.30	09:42:24.969
5 -	1:28.207	0.564	63.26	09:43:53.176
6 -	1:28.993	1.350	62.70	09:45:22.169
7 -	1:28.454	0.811	63.08	09:46:50.623
8 -	1:27.996 (3)	0.353	63.41	09:48:18.619
9 -	1:28.129	0.486	63.31	09:49:46.748
10 -	1:27.643 (1)		63.66	09:51:14.391
11 -	1:27.973 (2)	0.330	63.42	09:52:42.364

P11 77 Alastair BOULTON				
LAP	LAP TIME	DIFF	MPH	TIME OF DAY
1 -	1:39.876	12.008	55.86	09:37:52.473
2 -	1:29.322	1.454	62.47	09:39:21.795
3 -	1:35.192	7.324	58.61	09:40:56.987
4 -	1:29.894	2.026	62.07	09:42:26.881
5 -	1:28.700	0.832	62.90	09:43:55.581
6 -	1:29.188	1.320	62.56	09:45:24.769
7 -	1:28.511	0.643	63.04	09:46:53.280
8 -	1:29.504	1.636	62.34	09:48:22.784
9 -	1:28.248 (2)	0.380	63.23	09:49:51.032
10 -	1:28.264 (3)	0.396	63.21	09:51:19.296
11 -	1:27.868 (1)		63.50	09:52:47.164

P12 69 Ian HUTCHINSON				
LAP	LAP TIME	DIFF	MPH	TIME OF DAY
1 -	1:40.598	13.386	55.46	09:37:53.195
2 -	1:32.905	5.693	60.06	09:39:26.100
3 -	1:30.628	3.416	61.57	09:40:56.728
4 -	1:29.655	2.443	62.23	09:42:26.383
5 -	1:28.868	1.656	62.79	09:43:55.251
6 -	1:30.994	3.782	61.32	09:45:26.245
7 -	1:27.934 (2)	0.722	63.45	09:46:54.179
8 -	1:29.501	2.289	62.34	09:48:23.680
9 -	1:28.882	1.670	62.78	09:49:52.562
10 -	1:28.160 (3)	0.948	63.29	09:51:20.722
11 -	1:27.212 (1)		63.98	09:52:47.934

P13 98 John CUTMORE				
LAP	LAP TIME	DIFF	MPH	TIME OF DAY
1 -	1:40.944	12.676	55.27	09:37:53.541
2 -	1:31.837	3.569	60.76	09:39:25.378
3 -	1:30.717	2.449	61.51	09:40:56.095
4 -	1:29.578	1.310	62.29	09:42:25.673
5 -	1:28.963 (3)	0.695	62.72	09:43:54.636
6 -	1:29.004	0.736	62.69	09:45:23.640
7 -	1:28.700 (2)	0.432	62.90	09:46:52.340
8 -	1:29.876	1.608	62.08	09:48:22.216
9 -	1:29.610	1.342	62.27	09:49:51.826
10 -	1:29.530	1.262	62.32	09:51:21.356
11 -	1:28.268 (1)		63.21	09:52:49.624

DIFF = Difference To Personal Best Lap

P14 111 Mike WHITEMAN-HAYWOOD				
LAP	LAP TIME	DIFF	MPH	TIME OF DAY
1 -	1:41.550	13.308	54.94	09:37:54.147
2 -	1:31.604	3.362	60.91	09:39:25.751
3 -	1:31.703	3.461	60.84	09:40:57.454
4 -	1:30.064	1.822	61.95	09:42:27.518
5 -	1:28.823	0.581	62.82	09:43:56.341
6 -	1:30.128	1.886	61.91	09:45:26.469
7 -	1:28.516 (2)	0.274	63.03	09:46:54.985
8 -	1:29.213	0.971	62.54	09:48:24.198
9 -	1:28.726	0.484	62.89	09:49:52.924
10 -	1:28.676 (3)	0.434	62.92	09:51:21.600
11 -	1:28.242 (1)		63.23	09:52:49.842

P15 83 Alexandre ALLORO				
LAP	LAP TIME	DIFF	MPH	TIME OF DAY
1 -	1:42.755	11.865	54.30	09:37:55.352
2 -	1:32.560	1.670	60.28	09:39:27.912
3 -	1:31.495	0.605	60.98	09:40:59.407
4 -	1:32.232	1.342	60.50	09:42:31.639
5 -	1:30.890 (1)		61.39	09:44:02.529
6 -	1:31.010	0.120	61.31	09:45:33.539
7 -	1:30.992 (3)	0.102	61.32	09:47:04.531
8 -	1:31.922	1.032	60.70	09:48:36.453
9 -	1:30.987 (2)	0.097	61.32	09:50:07.440
10 -	1:31.871	0.981	60.73	09:51:39.311
11 -	2:06.246	35.356	44.19	09:53:45.557

P16 9 Naeem HAQ				
LAP	LAP TIME	DIFF	MPH	TIME OF DAY
1 -	1:44.963	15.476	53.16	09:37:57.560
2 -	1:31.225	1.738	61.16	09:39:28.785
3 -	1:31.881	2.394	60.73	09:41:00.666
4 -	1:30.695	1.208	61.52	09:42:31.361
5 -	1:30.618	1.131	61.57	09:44:01.979
6 -	1:30.319	0.832	61.78	09:45:32.298
7 -	1:30.266 (3)	0.779	61.81	09:47:02.564
8 -	1:29.487 (1)		62.35	09:48:32.051
9 -	1:29.679 (2)	0.192	62.22	09:50:01.730
10 -	1:45.653	16.166	52.81	09:51:47.383

P17 4 John MURPHY				
LAP	LAP TIME	DIFF	MPH	TIME OF DAY
1 -	1:47.452	14.034	51.93	09:38:00.049
2 -	1:37.607	4.189	57.16	09:39:37.656
3 -	1:36.014	2.596	58.11	09:41:13.670
4 -	1:35.040	1.622	58.71	09:42:48.710
5 -	1:34.855	1.437	58.82	09:44:23.565
6 -	1:34.425	1.007	59.09	09:45:57.990
7 -	1:33.433 (2)	0.015	59.72	09:47:31.423
8 -	1:33.418 (1)		59.73	09:49:04.841
9 -	1:33.477 (3)	0.059	59.69	09:50:38.318
10 -	1:33.533	0.115	59.65	09:52:11.851

P18 46 Charles WRIGHT				
LAP	LAP TIME	DIFF	MPH	TIME OF DAY
1 -	1:48.258	15.505	51.54	09:38:00.855
2 -	1:35.961	3.208	58.14	09:39:36.816
3 -	1:35.972	3.219	58.14	09:41:12.788
4 -	1:35.404	2.651	58.48	09:42:48.192
5 -	1:35.167	2.414	58.63	09:44:23.359

750MC Race Meeting - Anglesey - 6th/7th July 2024

Nankang Tyre Sports 1000 Championship ft. Cup 200

RACE 13 - LAP ANALYSIS

DIFF = Difference To Personal Best Lap

6 -	1:35.721	2.968	58.29	09:45:59.080
7 -	1:33.864 (3)	1.111	59.44	09:47:32.944
8 -	1:33.966	1.213	59.38	09:49:06.910
9 -	1:33.131 (2)	0.378	59.91	09:50:40.041
10 -	1:32.753 (1)		60.16	09:52:12.794

750MC Race Meeting - Anglesey - 6th/7th July 2024

Nankang Tyre Sports 1000 Championship ft. Cup 200

RACE 13 - LAP CHART

LAP 1 @ 09:37:42.117			LAP 2 @ 09:39:07.613			LAP 3 @ 09:40:32.500			LAP 4 @ 09:41:56.933			LAP 5 @ 09:43:20.033		
NO	BEHIND	LAP TIME	NO	BEHIND	LAP TIME	NO	BEHIND	LAP TIME	NO	BEHIND	LAP TIME	NO	BEHIND	LAP TIME
8		1:29.520	8		1:25.496	8		1:24.887	5		1:23.903	5		1:23.100
5	1.289	1:30.809	5	0.489	1:24.696	5	0.530	1:24.928	8	0.821	1:25.254	8	1.661	1:23.940
43	4.351	1:33.871	43	5.567	1:26.712	2	5.537	1:24.675	2	6.230	1:25.126	2	7.283	1:24.153
63	5.337	1:34.857	2	5.749	1:25.124	42	8.061	1:26.295	42	8.372	1:24.744	42	10.482	1:25.210
42	5.814	1:35.334	42	6.653	1:26.335	43	8.805	1:28.125	43	12.016	1:27.644	54	16.325	1:24.533
2	6.121	1:35.641	63	8.793	1:28.952	63	11.289	1:27.383	44	13.770	1:26.772	43	17.252	1:28.336
28	7.306	1:36.826	44	9.082	1:26.965	44	11.431	1:27.236	54	14.892	1:23.463	44	18.172	1:27.502
44	7.613	1:37.133	28	11.645	1:29.835	28	15.082	1:28.324	63	15.996	1:29.140	63	20.024	1:27.128
72	9.954	1:39.474	77	14.182	1:29.322	54	15.862	1:24.012	28	18.275	1:27.626	28	22.990	1:27.815
77	10.356	1:39.876	54	16.737	1:27.281	72	22.907	1:30.555	72	28.036	1:29.562	72	33.143	1:28.207
69	11.078	1:40.598	72	17.239	1:32.781	98	23.595	1:30.717	98	28.740	1:29.578	98	34.603	1:28.963
98	11.424	1:40.944	98	17.765	1:31.837	69	24.228	1:30.628	69	29.450	1:29.655	69	35.218	1:28.868
111	12.030	1:41.550	111	18.138	1:31.604	77	24.487	1:35.192	77	29.948	1:29.894	77	35.548	1:28.700
83	13.235	1:42.755	69	18.487	1:32.905	111	24.954	1:31.703	111	30.585	1:30.064	111	36.308	1:28.823
54	14.952	1:44.472	83	20.299	1:32.560	83	26.907	1:31.495	9	34.428	1:30.695	9	41.946	1:30.618
9	15.443	1:44.963	9	21.172	1:31.225	9	28.166	1:31.881	83	34.706	1:32.232	83	42.496	1:30.890
4	17.932	1:47.452	46	29.203	1:35.961	46	40.288	1:35.972	46	51.259	1:35.404	46	1:03.326	1:35.167
46	18.738	1:48.258	4	30.043	1:37.607	4	41.170	1:36.014	4	51.777	1:35.040	4	1:03.532	1:34.855

750MC Race Meeting - Anglesey - 6th/7th July 2024

Nankang Tyre Sports 1000 Championship ft. Cup 200

RACE 13 - LAP CHART

LAP 6 @ 09:44:42.848			LAP 7 @ 09:46:06.957			LAP 8 @ 09:47:30.459			LAP 9 @ 09:48:54.153			LAP 10 @ 09:50:17.762		
NO	BEHIND	LAP TIME	NO	BEHIND	LAP TIME	NO	BEHIND	LAP TIME	NO	BEHIND	LAP TIME	NO	BEHIND	LAP TIME
5		1:22.815	5		1:24.109	5		1:23.502	5		1:23.694	5		1:23.609
8	3.309	1:24.463	8	3.810	1:24.610	4	1 Lap	1:33.433	8	3.617	1:23.308	8	2.729	1:22.721
2	8.174	1:23.706	2	7.610	1:23.545	46	1 Lap	1:33.864	2	6.866	1:23.835	2	5.290	1:22.033
42	11.807	1:24.140	42	12.071	1:24.373	8	4.003	1:23.695	4	1 Lap	1:33.418	42	12.806	1:23.708
54	17.103	1:23.593	54	16.726	1:23.732	2	6.725	1:22.617	42	12.707	1:24.055	54	16.864	1:24.093
43	22.226	1:27.789	43	25.583	1:27.466	42	12.346	1:23.777	46	1 Lap	1:33.966	4	1 Lap	1:33.477
44	23.044	1:27.687	44	25.951	1:27.016	54	16.977	1:23.753	54	16.380	1:23.097	46	1 Lap	1:33.131
63	25.521	1:28.312	63	28.823	1:27.411	44	29.516	1:27.067	44	33.103	1:27.281	44	36.144	1:26.650
28	27.748	1:27.573	28	30.599	1:26.960	43	30.739	1:28.658	63	35.744	1:27.820	63	38.384	1:26.249
72	39.321	1:28.993	72	43.666	1:28.454	63	31.618	1:26.297	28	39.052	1:28.357	28	42.324	1:26.881
98	40.792	1:29.004	98	45.383	1:28.700	28	34.389	1:27.292	43	40.968	1:33.923	43	44.793	1:27.434
77	41.921	1:29.188	77	46.323	1:28.511	72	48.160	1:27.996	72	52.595	1:28.129	72	56.629	1:27.643
69	43.397	1:30.994	69	47.222	1:27.934	98	51.757	1:29.876	77	56.879	1:28.248	77	1:01.534	1:28.264
111	43.621	1:30.128	111	48.028	1:28.516	77	52.325	1:29.504	98	57.673	1:29.610	69	1:02.960	1:28.160
9	49.450	1:30.319	9	55.607	1:30.266	69	53.221	1:29.501	69	58.409	1:28.882	98	1:03.594	1:29.530
83	50.691	1:31.010	83	57.574	1:30.992	111	53.739	1:29.213	111	58.771	1:28.726	111	1:03.838	1:28.676
4	1:15.142	1:34.425				9	1:01.592	1:29.487	9	1:07.577	1:29.679	83	1:21.549	1:31.871
46	1:16.232	1:35.721				83	1:05.994	1:31.922	83	1:13.287	1:30.987			

750MC Race Meeting - Anglesey - 6th/7th July 2024
Nankang Tyre Sports 1000 Championship ft. Cup 200
RACE 13 - LAP CHART

LAP 11 @ 09:51:41.739

NO	BEHIND	LAP TIME
5		1:23.977
8	1.368	1:22.616
2	4.189	1:22.876
9	1 Lap	1:45.653
54	16.707	1:23.820
42	24.906	1:36.077
4	1 Lap	1:33.533
46	1 Lap	1:32.753
44	39.197	1:27.030
63	41.130	1:26.723
28	45.763	1:27.416
43	48.408	1:27.592
72	1:00.625	1:27.973
77	1:05.425	1:27.868
69	1:06.195	1:27.212
98	1:07.885	1:28.268
111	1:08.103	1:28.242
83	2:03.818	2:06.246

750MC Race Meeting - Anglesey - 6th/7th July 2024

Nankang Tyre Sports 1000 Championship ft. Cup 200

RACE 13 - POSITION CHART

No	Name	Lap Pos	Lap											
			1	2	3	4	5	6	7	8	9	10	11	
54	YARROW	1	8	8	8	5	5	5	5	5	5	5	5	5
8	WEBB	2	5	5	5	8	8	8	8	8	8	8	8	8
5	MITTELL	3	43	43	2	2	2	2	2	2	2	2	2	2
42	NEWMAN	4	63	2	42	42	42	42	42	42	42	42	42	54
28	SLADDEN	5	42	42	43	43	54	54	54	54	54	54	54	42
43	ROGERS	6	2	63	63	44	43	43	43	44	44	44	44	44
2	CLOWES	7	28	44	44	54	44	44	44	43	63	63	63	63
63	CHAPMAN	8	44	28	28	63	63	63	63	63	28	28	28	28
72	MCGILL	9	72	77	54	28	28	28	28	28	43	43	43	43
69	HUTCHINSON	10	77	54	72	72	72	72	72	72	72	72	72	72
44	AUSTEN	11	69	72	98	98	98	98	98	98	77	77	77	77
98	CUTMORE	12	98	98	69	69	69	77	77	77	98	69	69	69
77	BOULTON	13	111	111	77	77	77	69	69	69	69	98	98	98
9	HAQ	14	83	69	111	111	111	111	111	111	111	111	111	111
111	WHITEMAN-HAYWOOD	15	54	83	83	9	9	9	9	9	9	83	83	83
83	ALLORO	16	9	9	9	83	83	83	83	83	83	9	9	9
4	MURPHY	17	4	46	46	46	46	4	4	4	4	4	4	4
12	BARKER	18	46	4	4	4	4	46	46	46	46	46	46	46
88	DUBOIS	19												
33	ASHBY	20												
46	WRIGHT	21												

750MC Race Meeting - Anglesey - 6th/7th July 2024

Nankang Tyre Sports 1000 Championship ft. Cup 200

RACE 13 - STATISTICS

Competitors Started	18
Planned Start	2024-07-07 @ 09:30:00.000
Actual Start	2024-07-07 @ 09:36:12.596
Finish Time	2024-07-07 @ 09:51:41.738
Track Length	1.5500mi.
Total Laps	195
Total Distance Covered	302.2520mi.

Session Fastest Lap History

NO	CL	NAME	LAP TIME	TIME OF DAY	LAP	VEHICLE
8		Richard WEBB	1:29.520	09:37:42.148	1	Spire GT-3
8		Richard WEBB	1:25.496	09:39:07.644	2	Spire GT-3
5		Scott MITTELL	1:24.696	09:39:08.160	2	Mittell MC-53
2		Dan CLOWES	1:24.675	09:40:38.088	3	Mittell MC-53
54		Ryan YARROW	1:24.012	09:40:48.390	3	Spire GT-3
5		Scott MITTELL	1:23.903	09:41:56.993	4	Mittell MC-53
54		Ryan YARROW	1:23.463	09:42:11.854	4	Spire GT-3
5		Scott MITTELL	1:23.100	09:43:20.091	5	Mittell MC-53
5		Scott MITTELL	1:22.815	09:44:42.905	6	Mittell MC-53
2		Dan CLOWES	1:22.617	09:47:37.232	8	Mittell MC-53
2		Dan CLOWES	1:22.033	09:50:23.100	10	Mittell MC-53

Session Leader History

NO	CL	NAME	FROM LAP	LAPS LED	DISTANCE	VEHICLE
8		Richard WEBB	1	3	4.65 miles	Spire GT-3
5		Scott MITTELL	4	8	12.40 miles	Mittell MC-53

Flag History

TYPE	TIME OF DAY
GREEN	09:36:12.596
FINISH	09:51:41.738

Flag Statistics

TYPE	COUNT	TOTAL LAPS	TOTAL TIME
Green	1	11	17:38.497
Red	0	0	0.000
Safety Car	0	0	0.000
FCY	0	0	0.000

750MC Race Meeting - Anglesey - 6th/7th July 2024
Nankang Tyre Sports 1000 Championship ft. Cup 200
RACE 13 - STATISTICS

CLASS :

13 Starters

Fastest Lap History

NO	NAME	LAP TIME	TIME OF DAY	LAP	VEHICLE
8	Richard WEBB	1:29.520	09:37:42.148	1	Spire GT-3
8	Richard WEBB	1:25.496	09:39:07.644	2	Spire GT-3
5	Scott MITTELL	1:24.696	09:39:08.160	2	Mittell MC-53
2	Dan CLOWES	1:24.675	09:40:38.088	3	Mittell MC-53
54	Ryan YARROW	1:24.012	09:40:48.390	3	Spire GT-3
5	Scott MITTELL	1:23.903	09:41:56.993	4	Mittell MC-53
54	Ryan YARROW	1:23.463	09:42:11.854	4	Spire GT-3
5	Scott MITTELL	1:23.100	09:43:20.091	5	Mittell MC-53
5	Scott MITTELL	1:22.815	09:44:42.905	6	Mittell MC-53
2	Dan CLOWES	1:22.617	09:47:37.232	8	Mittell MC-53
2	Dan CLOWES	1:22.033	09:50:23.100	10	Mittell MC-53

Leader History

NO	NAME	FROM LAP	LAPS LED	DISTANCE	VEHICLE
8	Richard WEBB	1	3	4.65 miles	Spire GT-3
5	Scott MITTELL	4	8	12.40 miles	Mittell MC-53

750MC Race Meeting - Anglesey - 6th/7th July 2024
Nankang Tyre Sports 1000 Championship ft. Cup 200
RACE 13 - STATISTICS

CLASS : Cup 200

5 Starters

Fastest Lap History

NO	NAME	LAP TIME	TIME OF DAY	LAP	VEHICLE
77	Alastair BOULTON	1:39.876	09:37:52.506	1	MK Cup 200
77	Alastair BOULTON	1:29.322	09:39:21.828	2	MK Cup 200
98	John CUTMORE	1:28.963	09:43:54.668	5	MK Cup 200
77	Alastair BOULTON	1:28.700	09:43:55.614	5	MK Cup 200
77	Alastair BOULTON	1:28.511	09:46:53.314	7	MK Cup 200
77	Alastair BOULTON	1:28.248	09:49:51.065	9	MK Cup 200
77	Alastair BOULTON	1:27.868	09:52:47.200	11	MK Cup 200

Leader History

NO	NAME	FROM LAP	LAPS LED	DISTANCE	VEHICLE
77	Alastair BOULTON	1	2	3.10 miles	MK Cup 200
98	John CUTMORE	3	6	9.30 miles	MK Cup 200
77	Alastair BOULTON	9	3	4.65 miles	MK Cup 200

750MC Race Meeting - Anglesey - 6th/7th July 2024

Nankang Tyre Sports 1000 Championship ft. Cup 200

RACE 20 - GRID (15 minutes)



ROW 11		21	33 Daniel ASHBY		
ROW 10	20	88 Vincent DUBOIS	19	12 Chris BARKER	
ROW 9		18	1:33.418 4 John MURPHY	17	1:32.753 46 Charles WRIGHT
ROW 8	16	1:30.890 83 Alexandre ALLORO	15	1:29.487 9 Naeem HAQ	
ROW 7		14	1:28.268 98 John CUTMORE	13	1:28.242 111 Mike WHITEMAN-HAYWOOD
ROW 6	12	1:27.868 77 Alastair BOULTON	11	1:27.643 72 Jonathan MCGILL	
ROW 5		10	1:27.212 69 Ian HUTCHINSON	9	1:26.881 28 Charlie SLADDEN
ROW 4	8	1:26.712 43 Paul ROGERS	7	1:26.650 44 Carl AUSTEN	
ROW 3		6	1:26.249 63 Colin CHAPMAN	5	1:23.708 42 Clint NEWMAN
ROW 2	4	1:23.097 54 Ryan YARROW	3	1:22.815 5 Scott MITTELL	
ROW 1		2	1:22.616 8 Richard WEBB	1	1:22.033 2 Dan CLOWES Pole

These results are provisional until the conclusion of any judicial and technical matters.

Anglesey Coastal: 1.5500 miles

Clerk Of Course: Lynne Spurr

Stewards:

Timekeeper: Stewart Burr



750MC Race Meeting - Anglesey - 6th/7th July 2024

Nankang Tyre Sports 1000 Championship ft. Cup 200

RACE 20 - CLASSIFICATION

Race Distance: 13 Laps / 20.15 miles



POS	NO	CL	PIC	NAME	ENTRY	LAPS	TIME	GAP	DIFF	MPH	BEST	ON	GRD	↑↓
1	8		1	Richard WEBB	Spire GT-3	13	15:47.959			76.52	1:11.774	12	2	1
2	5		2	Scott MITTELL	Mittell MC-53	13	15:48.888	0.929	0.929	76.44	1:11.944	4	3	1
3	42		3	Clint NEWMAN	Spire GT-3S	13	15:49.490	1.531	0.602	76.39	1:11.794	12	5	2
4	43		4	Paul ROGERS	Spire GT-3S	13	15:52.928	4.969	3.438	76.12	1:11.696	13	8	4
5	2		5	Dan CLOWES	Mittell MC-53	13	15:54.728	6.769	1.800	75.98	1:12.224	11	1	-4
6	28		6	Charlie SLADDEN	Mittell MC-53	13	15:55.101	7.142	0.373	75.95	1:12.003	11	9	3
7	44		7	Carl AUSTEN	Spire GT-3S	13	15:59.487	11.528	4.386	75.60	1:12.512	10	7	0
8	63		8	Colin CHAPMAN	Spire GT-320S	13	15:59.960	12.001	0.473	75.56	1:12.381	5	6	-2
9	69		9	Ian HUTCHINSON	Spire GT-3	13	16:18.424	30.465	18.464	74.14	1:14.009	6	10	1
10	54		10	Ryan YARROW	Spire GT-3	13	16:19.754	31.795	1.330	74.03	1:11.876	4	4	-6
11	98	Cup 200	1	John CUTMORE	MK Cup 200	13	16:30.844	42.885	11.090	73.21	1:14.942	7	14	3
12	77	Cup 200	2	Alastair BOULTON	MK Cup 200	13	16:31.957	43.998	1.113	73.12	1:15.010	3	12	0
13	111	Cup 200	3	Mike WHITEMAN-HAYWOOD	MK Cup 200	13	16:32.597	44.638	0.640	73.08	1:15.280	4	13	0
14	9		11	Naeem HAQ	Spire GT-3	13	16:44.743	56.784	12.146	72.19	1:14.458	11	15	1
15	83	Cup 200	4	Alexandre ALLORO	MK Cup 200	13	16:46.098	58.139	1.355	72.10	1:15.778	2	16	1
16	46		12	Charles WRIGHT	Spire GT-3	13	16:48.085	1:00.126	1.987	71.95	1:15.704	12	17	1
17	4	Cup 200	5	John MURPHY	MK Cup 200	12	15:55.893	1 Lap	1 Lap	70.05	1:17.735	4	18	1
18	12		13	Chris BARKER	Spire GT3	12	16:54.310	1 Lap	58.417	66.01	1:22.231	4	19	1
19	72*		14	Jonathan MCGILL	Spire GT-3	11	16:01.942	2 Laps	1 Lap	63.80	1:12.864	10	11	-8

NOT STARTED

NS	88			Vincent DUBOIS	Sabre T2									20
NS	33			Daniel ASHBY	Spire GT-3									21

FASTEST LAP

	43			Paul ROGERS	Spire GT-3S	13	1:11.696			77.82 mph				125.25 kph
	98	Cup 200		John CUTMORE	MK Cup 200	7	1:14.942			74.45 mph				119.82 kph

Comments:

*No. 72 - transponder stopped working since your previous race, please investigate

Weather / Track : Sunny / Dry

These results are provisional until the conclusion of any judicial and technical matters.

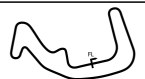
Date: 07/07/2024 Start: 15:09 Finish: 15:24

Anglesey Coastal: 1.5500 miles

Clerk Of Course: Lynne Spurr

Stewards:

Timekeeper: Stewart Burr



750MC Race Meeting - Anglesey - 6th/7th July 2024

Nankang Tyre Sports 1000 Championship ft. Cup 200

RACE 20 - LAP ANALYSIS

DIFF = Difference To Personal Best Lap

P1 8 Richard WEBB				
LAP	LAP TIME	DIFF	MPH	TIME OF DAY
1 -	1:17.887	6.113	71.64	15:10:26.914
2 -	1:12.915	1.141	76.52	15:11:39.829
3 -	1:12.671	0.897	76.78	15:12:52.500
4 -	1:12.463	0.689	77.00	15:14:04.963
5 -	1:12.741	0.967	76.71	15:15:17.704
6 -	1:13.002	1.228	76.43	15:16:30.706
7 -	1:11.803 (2)	0.029	77.71	15:17:42.509
8 -	1:13.056	1.282	76.38	15:18:55.565
9 -	1:13.198	1.424	76.23	15:20:08.763
10 -	1:12.074	0.300	77.42	15:21:20.837
11 -	1:12.058 (3)	0.284	77.43	15:22:32.895
12 -	1:11.774 (1)		77.74	15:23:44.669
13 -	1:12.317	0.543	77.16	15:24:56.986

P2 5 Scott MITTELL				
LAP	LAP TIME	DIFF	MPH	TIME OF DAY
1 -	1:19.168	7.224	70.48	15:10:28.195
2 -	1:12.818	0.874	76.62	15:11:41.013
3 -	1:12.847	0.903	76.59	15:12:53.860
4 -	1:11.944 (1)		77.56	15:14:05.804
5 -	1:12.522	0.578	76.94	15:15:18.326
6 -	1:12.994	1.050	76.44	15:16:31.320
7 -	1:12.014 (2)	0.070	77.48	15:17:43.334
8 -	1:12.636	0.692	76.82	15:18:55.970
9 -	1:13.392	1.448	76.03	15:20:09.362
10 -	1:12.035 (3)	0.091	77.46	15:21:21.397
11 -	1:12.165	0.221	77.32	15:22:33.562
12 -	1:12.100	0.156	77.39	15:23:45.662
13 -	1:12.253	0.309	77.22	15:24:57.915

P3 42 Clint NEWMAN				
LAP	LAP TIME	DIFF	MPH	TIME OF DAY
1 -	1:20.490	8.696	69.32	15:10:29.517
2 -	1:13.515	1.721	75.90	15:11:43.032
3 -	1:13.046	1.252	76.39	15:12:56.078
4 -	1:12.222	0.428	77.26	15:14:08.300
5 -	1:12.582	0.788	76.87	15:15:20.882
6 -	1:12.140 (3)	0.346	77.35	15:16:33.022
7 -	1:12.330	0.536	77.14	15:17:45.352
8 -	1:12.788	0.994	76.66	15:18:58.140
9 -	1:12.050 (2)	0.256	77.44	15:20:10.190
10 -	1:12.152	0.358	77.33	15:21:22.342
11 -	1:12.173	0.379	77.31	15:22:34.515
12 -	1:11.794 (1)		77.72	15:23:46.309
13 -	1:12.208	0.414	77.27	15:24:58.517

P4 43 Paul ROGERS				
LAP	LAP TIME	DIFF	MPH	TIME OF DAY
1 -	1:20.926	9.230	68.95	15:10:29.953
2 -	1:13.595	1.899	75.82	15:11:43.548
3 -	1:13.477	1.781	75.94	15:12:57.025
4 -	1:12.749	1.053	76.70	15:14:09.774
5 -	1:12.739	1.043	76.71	15:15:22.513
6 -	1:13.043	1.347	76.39	15:16:35.556
7 -	1:12.893	1.197	76.55	15:17:48.449
8 -	1:12.261	0.565	77.22	15:19:00.710
9 -	1:11.998 (2)	0.302	77.50	15:20:12.708
10 -	1:12.266	0.570	77.21	15:21:24.974
11 -	1:12.120 (3)	0.424	77.37	15:22:37.094
12 -	1:13.165	1.469	76.26	15:23:50.259

DIFF = Difference To Personal Best Lap

P5 2 Dan CLOWES				
LAP	LAP TIME	DIFF	MPH	TIME OF DAY
1 -	1:20.088	7.864	69.67	15:10:29.115
2 -	1:13.500	1.276	75.91	15:11:42.615
3 -	1:14.055	1.831	75.34	15:12:56.670
4 -	1:12.817	0.593	76.63	15:14:09.487
5 -	1:12.542	0.318	76.92	15:15:22.029
6 -	1:12.413 (3)	0.189	77.05	15:16:34.442
7 -	1:12.319 (2)	0.095	77.15	15:17:46.761
8 -	1:12.851	0.627	76.59	15:18:59.612
9 -	1:12.541	0.317	76.92	15:20:12.153
10 -	1:12.433	0.209	77.03	15:21:24.586
11 -	1:12.224 (1)		77.26	15:22:36.810
12 -	1:14.291	2.067	75.11	15:23:51.101
13 -	1:12.654	0.430	76.80	15:25:03.755

P6 28 Charlie SLADDEN				
LAP	LAP TIME	DIFF	MPH	TIME OF DAY
1 -	1:22.094	10.091	67.97	15:10:31.121
2 -	1:14.035	2.032	75.37	15:11:45.156
3 -	1:12.894	0.891	76.55	15:12:58.050
4 -	1:12.654	0.651	76.80	15:14:10.704
5 -	1:12.302	0.299	77.17	15:15:23.006
6 -	1:13.153	1.150	76.27	15:16:36.159
7 -	1:12.702	0.699	76.75	15:17:48.861
8 -	1:12.249 (3)	0.246	77.23	15:19:01.110
9 -	1:12.036 (2)	0.033	77.46	15:20:13.146
10 -	1:12.460	0.457	77.00	15:21:25.606
11 -	1:12.003 (1)		77.49	15:22:37.609
12 -	1:13.674	1.671	75.73	15:23:51.283
13 -	1:12.845	0.842	76.60	15:25:04.128

P7 44 Carl AUSTEN				
LAP	LAP TIME	DIFF	MPH	TIME OF DAY
1 -	1:21.523	9.011	68.44	15:10:30.550
2 -	1:14.301	1.789	75.10	15:11:44.851
3 -	1:12.678	0.166	76.77	15:12:57.529
4 -	1:12.837	0.325	76.60	15:14:10.366
5 -	1:13.133	0.621	76.29	15:15:23.499
6 -	1:13.116	0.604	76.31	15:16:36.615
7 -	1:12.958	0.446	76.48	15:17:49.573
8 -	1:12.514 (2)	0.002	76.95	15:19:02.087
9 -	1:12.769	0.257	76.68	15:20:14.856
10 -	1:12.512 (1)		76.95	15:21:27.368
11 -	1:12.895	0.383	76.54	15:22:40.263
12 -	1:12.570 (3)	0.058	76.89	15:23:52.833
13 -	1:15.681	3.169	73.73	15:25:08.514

P8 63 Colin CHAPMAN				
LAP	LAP TIME	DIFF	MPH	TIME OF DAY
1 -	1:23.454	11.073	66.86	15:10:32.481
2 -	1:13.912	1.531	75.49	15:11:46.393
3 -	1:13.188	0.807	76.24	15:12:59.581
4 -	1:12.657	0.276	76.79	15:14:12.238
5 -	1:12.381 (1)		77.09	15:15:24.619
6 -	1:12.688	0.307	76.76	15:16:37.307
7 -	1:13.072	0.691	76.36	15:17:50.379
8 -	1:12.554	0.173	76.90	15:19:02.933
9 -	1:12.900	0.519	76.54	15:20:15.833
10 -	1:12.474 (3)	0.093	76.99	15:21:28.307

750MC Race Meeting - Anglesey - 6th/7th July 2024

Nankang Tyre Sports 1000 Championship ft. Cup 200

RACE 20 - LAP ANALYSIS

DIFF = Difference To Personal Best Lap

11 -	1:12.397 (2)	0.016	77.07	15:22:40.704
12 -	1:12.686	0.305	76.76	15:23:53.390
13 -	1:15.597	3.216	73.81	15:25:08.987

P9 69 Ian HUTCHINSON				
LAP	LAP TIME	DIFF	MPH	TIME OF DAY
1 -	1:22.897	8.888	67.31	15:10:31.924
2 -	1:15.675	1.666	73.73	15:11:47.599
3 -	1:14.345	0.336	75.05	15:13:01.944
4 -	1:14.037 (2)	0.028	75.36	15:14:15.981
5 -	1:14.827	0.818	74.57	15:15:30.808
6 -	1:14.009 (1)		75.39	15:16:44.817
7 -	1:14.183	0.174	75.21	15:17:59.000
8 -	1:14.478	0.469	74.92	15:19:13.478
9 -	1:15.326	1.317	74.07	15:20:28.804
10 -	1:14.417	0.408	74.98	15:21:43.221
11 -	1:14.037 (2)	0.028	75.36	15:22:57.258
12 -	1:15.571	1.562	73.83	15:24:12.829
13 -	1:14.622	0.613	74.77	15:25:27.451

P10 54 Ryan YARROW				
LAP	LAP TIME	DIFF	MPH	TIME OF DAY
1 -	1:19.728	7.852	69.98	15:10:28.755
2 -	1:13.284 (3)	1.408	76.14	15:11:42.039
3 -	1:12.401 (2)	0.525	77.07	15:12:54.440
4 -	1:11.876 (1)		77.63	15:14:06.316
5 -	1:15.163	3.287	74.23	15:15:21.479
6 -	1:13.519	1.643	75.89	15:16:34.998
7 -	1:16.522	4.646	72.92	15:17:51.520
8 -	1:15.859	3.983	73.55	15:19:07.379
9 -	1:16.276	4.400	73.15	15:20:23.655
10 -	1:16.859	4.983	72.60	15:21:40.514
11 -	1:13.929	2.053	75.47	15:22:54.443
12 -	1:17.607	5.731	71.90	15:24:12.050
13 -	1:16.731	4.855	72.72	15:25:28.781

P11 98 John CUTMORE				
LAP	LAP TIME	DIFF	MPH	TIME OF DAY
1 -	1:24.499	9.557	66.03	15:10:33.526
2 -	1:15.376	0.434	74.02	15:11:48.902
3 -	1:15.174 (2)	0.232	74.22	15:13:04.076
4 -	1:15.177 (3)	0.235	74.22	15:14:19.253
5 -	1:15.265	0.323	74.13	15:15:34.518
6 -	1:15.799	0.857	73.61	15:16:50.317
7 -	1:14.942 (1)		74.45	15:18:05.259
8 -	1:16.089	1.147	73.33	15:19:21.348
9 -	1:15.340	0.398	74.06	15:20:36.688
10 -	1:16.223	1.281	73.20	15:21:52.911
11 -	1:16.049	1.107	73.37	15:23:08.960
12 -	1:15.478	0.536	73.92	15:24:24.438
13 -	1:15.433	0.491	73.97	15:25:39.871

P12 77 Alastair BOULTON				
LAP	LAP TIME	DIFF	MPH	TIME OF DAY
1 -	1:23.941	8.931	66.47	15:10:32.968
2 -	1:15.477	0.467	73.93	15:11:48.445
3 -	1:15.010 (1)		74.39	15:13:03.455
4 -	1:15.284 (3)	0.274	74.11	15:14:18.739
5 -	1:15.514	0.504	73.89	15:15:34.253
6 -	1:15.561	0.551	73.84	15:16:49.814
7 -	1:15.100 (2)	0.090	74.30	15:18:04.914
8 -	1:16.787	1.777	72.66	15:19:21.701

DIFF = Difference To Personal Best Lap

9 -	1:15.725	0.715	73.68	15:20:37.426
10 -	1:15.745	0.735	73.66	15:21:53.171
11 -	1:16.253	1.243	73.17	15:23:09.424
12 -	1:16.184	1.174	73.24	15:24:25.608
13 -	1:15.376	0.366	74.02	15:25:40.984

P13 111 Mike WHITEMAN-HAYWOOD				
LAP	LAP TIME	DIFF	MPH	TIME OF DAY
1 -	1:24.801	9.521	65.80	15:10:33.828
2 -	1:15.622	0.342	73.78	15:11:49.450
3 -	1:15.582	0.302	73.82	15:13:05.032
4 -	1:15.280 (1)		74.12	15:14:20.312
5 -	1:15.517	0.237	73.89	15:15:35.829
6 -	1:15.554	0.274	73.85	15:16:51.383
7 -	1:15.473 (3)	0.193	73.93	15:18:06.856
8 -	1:15.640	0.360	73.77	15:19:22.496
9 -	1:15.942	0.662	73.47	15:20:38.438
10 -	1:15.676	0.396	73.73	15:21:54.114
11 -	1:16.239	0.959	73.19	15:23:10.353
12 -	1:15.807	0.527	73.60	15:24:26.160
13 -	1:15.464 (2)	0.184	73.94	15:25:41.624

P14 9 Naeem HAQ				
LAP	LAP TIME	DIFF	MPH	TIME OF DAY
1 -	1:27.098	12.640	64.06	15:10:36.125
2 -	1:17.147	2.689	72.32	15:11:53.272
3 -	1:26.926	12.468	64.19	15:13:20.198
4 -	1:15.769	1.311	73.64	15:14:35.967
5 -	1:15.547	1.089	73.86	15:15:51.514
6 -	1:16.138	1.680	73.28	15:17:07.652
7 -	1:14.828 (3)	0.370	74.57	15:18:22.480
8 -	1:15.197	0.739	74.20	15:19:37.677
9 -	1:15.766	1.308	73.64	15:20:53.443
10 -	1:15.442	0.984	73.96	15:22:08.885
11 -	1:14.458 (1)		74.94	15:23:23.343
12 -	1:14.763 (2)	0.305	74.63	15:24:38.106
13 -	1:15.664	1.206	73.74	15:25:53.770

P15 83 Alexandre ALLORO				
LAP	LAP TIME	DIFF	MPH	TIME OF DAY
1 -	1:25.519	9.741	65.24	15:10:34.546
2 -	1:15.778 (1)		73.63	15:11:50.324
3 -	1:16.028 (2)	0.250	73.39	15:13:06.352
4 -	1:16.648	0.870	72.80	15:14:23.000
5 -	1:16.339 (3)	0.561	73.09	15:15:39.339
6 -	1:17.070	1.292	72.40	15:16:56.409
7 -	1:16.874	1.096	72.58	15:18:13.283
8 -	1:16.617	0.839	72.83	15:19:29.900
9 -	1:16.885	1.107	72.57	15:20:46.785
10 -	1:17.171	1.393	72.30	15:22:03.956
11 -	1:16.689	0.911	72.76	15:23:20.645
12 -	1:17.248	1.470	72.23	15:24:37.893
13 -	1:17.232	1.454	72.25	15:25:55.125

P16 46 Charles WRIGHT				
LAP	LAP TIME	DIFF	MPH	TIME OF DAY
1 -	1:28.886	13.182	62.77	15:10:37.913
2 -	1:18.017	2.313	71.52	15:11:55.930
3 -	1:16.498	0.794	72.94	15:13:12.428
4 -	1:16.435	0.731	73.00	15:14:28.863
5 -	1:16.544	0.840	72.89	15:15:45.407
6 -	1:16.882	1.178	72.57	15:17:02.289

750MC Race Meeting - Anglesey - 6th/7th July 2024

Nankang Tyre Sports 1000 Championship ft. Cup 200

RACE 20 - LAP ANALYSIS

DIFF = Difference To Personal Best Lap

7 -	1:16.417	0.713	73.02	15:18:18.706
8 -	1:16.976	1.272	72.49	15:19:35.682
9 -	1:17.331	1.627	72.15	15:20:53.013
10 -	1:16.542	0.838	72.90	15:22:09.555
11 -	1:15.743 (2)	0.039	73.67	15:23:25.298
12 -	1:15.704 (1)		73.70	15:24:41.002
13 -	1:16.110 (3)	0.406	73.31	15:25:57.112

P17 4 John MURPHY

LAP	LAP TIME	DIFF	MPH	TIME OF DAY
1 -	1:28.854	11.119	62.79	15:10:37.881
2 -	1:18.776	1.041	70.83	15:11:56.657
3 -	1:18.462	0.727	71.11	15:13:15.119
4 -	1:17.735 (1)		71.78	15:14:32.854
5 -	1:18.430	0.695	71.14	15:15:51.284
6 -	1:18.684	0.949	70.91	15:17:09.968
7 -	1:18.389 (3)	0.654	71.18	15:18:28.357
8 -	1:18.518	0.783	71.06	15:19:46.875
9 -	1:18.356 (2)	0.621	71.21	15:21:05.231
10 -	1:18.570	0.835	71.01	15:22:23.801
11 -	1:18.812	1.077	70.80	15:23:42.613
12 -	1:22.307	4.572	67.79	15:25:04.920

P18 12 Chris BARKER

LAP	LAP TIME	DIFF	MPH	TIME OF DAY
1 -	1:32.370	10.139	60.40	15:10:41.397
2 -	1:22.714	0.483	67.46	15:12:04.111
3 -	1:23.159	0.928	67.10	15:13:27.270
4 -	1:22.231 (1)		67.85	15:14:49.501
5 -	1:22.528 (3)	0.297	67.61	15:16:12.029
6 -	1:23.032	0.801	67.20	15:17:35.061
7 -	1:27.988	5.757	63.41	15:19:03.049
8 -	1:25.669	3.438	65.13	15:20:28.718
9 -	1:24.490	2.259	66.04	15:21:53.208
10 -	1:23.383	1.152	66.92	15:23:16.591
11 -	1:24.351	2.120	66.15	15:24:40.942
12 -	1:22.395 (2)	0.164	67.72	15:26:03.337

P19 72 Jonathan MCGILL

LAP	LAP TIME	DIFF	MPH	TIME OF DAY
1 -	2:12.123 P	59.259	42.23	15:11:21.150
2 -	2:37.046	1:24.182	35.53	15:13:58.197
3 -	1:13.461	0.597	75.95	15:15:11.658
4 -	1:14.143	1.279	75.26	15:16:25.801
5 -	1:13.510	0.646	75.90	15:17:39.311
6 -	1:22.503	9.639	67.63	15:19:01.814
7 -	1:15.344	2.480	74.06	15:20:17.158
8 -	1:14.268	1.404	75.13	15:21:31.426
9 -	1:13.443 (3)	0.579	75.97	15:22:44.869
10 -	1:12.864 (1)		76.58	15:23:57.733
11 -	1:13.236 (2)	0.372	76.19	15:25:10.969

750MC Race Meeting - Anglesey - 6th/7th July 2024

Nankang Tyre Sports 1000 Championship ft. Cup 200

RACE 20 - LAP CHART

LAP 1 @ 15:10:26.914			LAP 2 @ 15:11:39.829			LAP 3 @ 15:12:52.500			LAP 4 @ 15:14:04.963			LAP 5 @ 15:15:17.704		
NO	BEHIND	LAP TIME	NO	BEHIND	LAP TIME	NO	BEHIND	LAP TIME	NO	BEHIND	LAP TIME	NO	BEHIND	LAP TIME
8		1:17.887	8		1:12.915	8		1:12.671	8		1:12.463	8		1:12.741
5	1.281	1:19.168	5	1.184	1:12.818	5	1.360	1:12.847	5	0.841	1:11.944	5	0.622	1:12.522
54	1.841	1:19.728	54	2.210	1:13.284	54	1.940	1:12.401	54	1.353	1:11.876	42	3.178	1:12.582
2	2.201	1:20.088	2	2.786	1:13.500	42	3.578	1:13.046	42	3.337	1:12.222	54	3.775	1:15.163
42	2.603	1:20.490	42	3.203	1:13.515	2	4.170	1:14.055	2	4.524	1:12.817	2	4.325	1:12.542
43	3.039	1:20.926	43	3.719	1:13.595	43	4.525	1:13.477	43	4.811	1:12.749	43	4.809	1:12.739
44	3.636	1:21.523	44	5.022	1:14.301	44	5.029	1:12.678	44	5.403	1:12.837	28	5.302	1:12.302
28	4.207	1:22.094	28	5.327	1:14.035	28	5.550	1:12.894	28	5.741	1:12.654	44	5.795	1:13.133
69	5.010	1:22.897	63	6.564	1:13.912	63	7.081	1:13.188	63	7.275	1:12.657	63	6.915	1:12.381
63	5.567	1:23.454	69	7.770	1:15.675	69	9.444	1:14.345	69	11.018	1:14.037	69	13.104	1:14.827
77	6.054	1:23.941	77	8.616	1:15.477	77	10.955	1:15.010	77	13.776	1:15.284	77	16.549	1:15.514
98	6.612	1:24.499	98	9.073	1:15.376	98	11.576	1:15.174	98	14.290	1:15.177	98	16.814	1:15.265
111	6.914	1:24.801	111	9.621	1:15.622	111	12.532	1:15.582	111	15.349	1:15.280	111	18.125	1:15.517
83	7.632	1:25.519	83	10.495	1:15.778	83	13.852	1:16.028	83	18.037	1:16.648	83	21.635	1:16.339
9	9.211	1:27.098	9	13.443	1:17.147	46	19.928	1:16.498	46	23.900	1:16.435	46	27.703	1:16.544
4	10.967	1:28.854	46	16.101	1:18.017	4	22.619	1:18.462	4	27.891	1:17.735	4	33.580	1:18.430
46	10.999	1:28.886	4	16.828	1:18.776	9	27.698	1:26.926	9	31.004	1:15.769	9	33.810	1:15.547
12	14.483	1:32.370	12	24.282	1:22.714	12	34.770	1:23.159	12	44.538	1:22.231	12	54.325	1:22.528
72	54.236	2:12.123 P				72	1 Lap	2:37.046	72	1 Lap	1:13.461	72	1 Lap	1:14.143

750MC Race Meeting - Anglesey - 6th/7th July 2024

Nankang Tyre Sports 1000 Championship ft. Cup 200

RACE 20 - LAP CHART

LAP 6 @ 15:16:30.706			LAP 7 @ 15:17:42.509			LAP 8 @ 15:18:55.565			LAP 9 @ 15:20:08.763			LAP 10 @ 15:21:20.837		
NO	BEHIND	LAP TIME	NO	BEHIND	LAP TIME	NO	BEHIND	LAP TIME	NO	BEHIND	LAP TIME	NO	BEHIND	LAP TIME
8		1:13.002	8		1:11.803	8		1:13.056	8		1:13.198	8		1:12.074
5	0.614	1:12.994	5	0.825	1:12.014	5	0.405	1:12.636	5	0.599	1:13.392	5	0.560	1:12.035
42	2.316	1:12.140	42	2.843	1:12.330	42	2.575	1:12.788	42	1.427	1:12.050	42	1.505	1:12.152
2	3.736	1:12.413	2	4.252	1:12.319	2	4.047	1:12.851	2	3.390	1:12.541	2	3.749	1:12.433
54	4.292	1:13.519	43	5.940	1:12.893	43	5.145	1:12.261	43	3.945	1:11.998	43	4.137	1:12.266
43	4.850	1:13.043	28	6.352	1:12.702	28	5.545	1:12.249	28	4.383	1:12.036	28	4.769	1:12.460
28	5.453	1:13.153	44	7.064	1:12.958	72	2 Laps	1:22.503	44	6.093	1:12.769	44	6.531	1:12.512
44	5.909	1:13.116	63	7.870	1:13.072	44	6.522	1:12.514	63	7.070	1:12.900	63	7.470	1:12.474
63	6.601	1:12.688	54	9.011	1:16.522	63	7.368	1:12.554	72	2 Laps	1:15.344	72	2 Laps	1:14.268
69	14.111	1:14.009	69	16.491	1:14.183	12	1 Lap	1:27.988	54	14.892	1:16.276	54	19.677	1:16.859
77	19.108	1:15.561	77	22.405	1:15.100	54	11.814	1:15.859	12	1 Lap	1:25.669	69	22.384	1:14.417
98	19.611	1:15.799	98	22.750	1:14.942	69	17.913	1:14.478	69	20.041	1:15.326	98	32.074	1:16.223
111	20.677	1:15.554	111	24.347	1:15.473	98	25.783	1:16.089	98	27.925	1:15.340	77	32.334	1:15.745
83	25.703	1:17.070	83	30.774	1:16.874	77	26.136	1:16.787	77	28.663	1:15.725	12	1 Lap	1:24.490
46	31.583	1:16.882	46	36.197	1:16.417	111	26.931	1:15.640	111	29.675	1:15.942	111	33.277	1:15.676
9	36.946	1:16.138	9	39.971	1:14.828	83	34.335	1:16.617	83	38.022	1:16.885	83	43.119	1:17.171
4	39.262	1:18.684	4	45.848	1:18.389	46	40.117	1:16.976	46	44.250	1:17.331	9	48.048	1:15.442
12	1:04.355	1:23.032				9	42.112	1:15.197	9	44.680	1:15.766	46	48.718	1:16.542
72	1 Lap	1:13.510				4	51.310	1:18.518	4	56.468	1:18.356	4	1:02.964	1:18.570

750MC Race Meeting - Anglesey - 6th/7th July 2024

Nankang Tyre Sports 1000 Championship ft. Cup 200

RACE 20 - LAP CHART

LAP 11 @ 15:22:32.895			LAP 12 @ 15:23:44.669			LAP 13 @ 15:24:56.986		
NO	BEHIND	LAP TIME	NO	BEHIND	LAP TIME	NO	BEHIND	LAP TIME
8		1:12.058	8		1:11.774	8		1:12.317
5	0.667	1:12.165	5	0.993	1:12.100	5	0.929	1:12.253
42	1.620	1:12.173	42	1.640	1:11.794	42	1.531	1:12.208
2	3.915	1:12.224	43	5.590	1:13.165	43	4.969	1:11.696
43	4.199	1:12.120	2	6.432	1:14.291	2	6.769	1:12.654
28	4.714	1:12.003	28	6.614	1:13.674	28	7.142	1:12.845
44	7.368	1:12.895	44	8.164	1:12.570	4	1 Lap	1:22.307
63	7.809	1:12.397	63	8.721	1:12.686	44	11.528	1:15.681
72	2 Laps	1:13.443	72	2 Laps	1:12.864	63	12.001	1:15.597
54	21.548	1:13.929	54	27.381	1:17.607	72	2 Laps	1:13.236
69	24.363	1:14.037	69	28.160	1:15.571	69	30.465	1:14.622
98	36.065	1:16.049	98	39.769	1:15.478	54	31.795	1:16.731
77	36.529	1:16.253	77	40.939	1:16.184	98	42.885	1:15.433
111	37.458	1:16.239	111	41.491	1:15.807	77	43.998	1:15.376
12	1 Lap	1:23.383	83	53.224	1:17.248	111	44.638	1:15.464
83	47.750	1:16.689	9	53.437	1:14.763	9	56.784	1:15.664
9	50.448	1:14.458	12	1 Lap	1:24.351	83	58.139	1:17.232
46	52.403	1:15.743	46	56.333	1:15.704	46	1:00.126	1:16.110
4	1:09.718	1:18.812				12	1 Lap	1:22.395

750MC Race Meeting - Anglesey - 6th/7th July 2024

Nankang Tyre Sports 1000 Championship ft. Cup 200

RACE 20 - POSITION CHART

No	Name	Lap Pos	Lap														
			1	2	3	4	5	6	7	8	9	10	11	12	13		
2	CLOWES	1	8	8	8	8	8	8	8	8	8	8	8	8	8	8	8
8	WEBB	2	5	5	5	5	5	5	5	5	5	5	5	5	5	5	5
5	MITTELL	3	54	54	54	54	42	42	42	42	42	42	42	42	42	42	42
54	YARROW	4	2	2	42	42	54	2	2	2	2	2	2	2	43	43	
42	NEWMAN	5	42	42	2	2	2	54	43	43	43	43	43	43	2	2	
63	CHAPMAN	6	43	43	43	43	43	43	28	28	28	28	28	28	28	28	
44	AUSTEN	7	44	44	44	44	28	28	44	44	44	44	44	44	44	44	
43	ROGERS	8	28	28	28	28	44	44	63	63	63	63	63	63	63	63	
28	SLADDEN	9	69	63	63	63	63	63	54	54	54	54	54	54	54	69	
69	HUTCHINSON	10	63	69	69	69	69	69	69	69	69	69	69	69	69	54	
72	MCGILL	11	77	77	77	77	77	77	77	98	98	98	98	98	98	98	
77	BOULTON	12	98	98	98	98	98	98	98	77	77	77	77	77	77	77	
111	WHITEMAN-HAYWOOD	13	111	111	111	111	111	111	111	111	111	111	111	111	111	111	
98	CUTMORE	14	83	83	83	83	83	83	83	83	83	83	83	83	83	83	9
9	HAQ	15	9	9	46	46	46	46	46	46	46	46	9	9	9	9	83
83	ALLORO	16	4	46	4	4	4	4	9	9	9	9	46	46	46	46	46
46	WRIGHT	17	46	4	9	9	9	4	4	4	4	4	4	4	4	4	
4	MURPHY	18	12	12	12	12	12	12	12	12	12	12	12	12	12	12	
12	BARKER	19	72	72	72	72	72	72	72	72	72	72	72	72	72	72	
88	DUBOIS	20															
33	ASHBY	21															

750MC Race Meeting - Anglesey - 6th/7th July 2024

Nankang Tyre Sports 1000 Championship ft. Cup 200

RACE 20 - STATISTICS

Competitors Started	19
Planned Start	2024-07-07 @ 15:10:00.000
Actual Start	2024-07-07 @ 15:09:09.026
Finish Time	2024-07-07 @ 15:24:56.653
Track Length	1.5500mi.
Total Laps	243
Total Distance Covered	376.6525mi.

Session Fastest Lap History

NO	CL	NAME	LAP TIME	TIME OF DAY	LAP	VEHICLE
8		Richard WEBB	1:17.887	15:10:26.942	1	Spire GT-3
8		Richard WEBB	1:12.915	15:11:39.857	2	Spire GT-3
5		Scott MITTELL	1:12.818	15:11:41.067	2	Mittell MC-53
8		Richard WEBB	1:12.671	15:12:52.527	3	Spire GT-3
54		Ryan YARROW	1:12.401	15:12:54.468	3	Spire GT-3
5		Scott MITTELL	1:11.944	15:14:05.857	4	Mittell MC-53
54		Ryan YARROW	1:11.876	15:14:06.341	4	Spire GT-3
8		Richard WEBB	1:11.803	15:17:42.537	7	Spire GT-3
8		Richard WEBB	1:11.774	15:23:44.697	12	Spire GT-3
43		Paul ROGERS	1:11.696	15:25:01.975	13	Spire GT-3S

Session Leader History

NO	CL	NAME	FROM LAP	LAPS LED	DISTANCE	VEHICLE
8		Richard WEBB	1	13	20.15 miles	Spire GT-3

Flag History

TYPE	TIME OF DAY
GREEN	15:09:09.026
FINISH	15:24:56.653

Flag Statistics

TYPE	COUNT	TOTAL LAPS	TOTAL TIME
Green	1	13	16:59.318
Red	0	0	0.000
Safety Car	0	0	0.000
FCY	0	0	0.000

750MC Race Meeting - Anglesey - 6th/7th July 2024
Nankang Tyre Sports 1000 Championship ft. Cup 200
RACE 20 - STATISTICS

CLASS :

14 Starters

Fastest Lap History

NO	NAME	LAP TIME	TIME OF DAY	LAP	VEHICLE
8	Richard WEBB	1:17.887	15:10:26.942	1	Spire GT-3
8	Richard WEBB	1:12.915	15:11:39.857	2	Spire GT-3
5	Scott MITTELL	1:12.818	15:11:41.067	2	Mittell MC-53
8	Richard WEBB	1:12.671	15:12:52.527	3	Spire GT-3
54	Ryan YARROW	1:12.401	15:12:54.468	3	Spire GT-3
5	Scott MITTELL	1:11.944	15:14:05.857	4	Mittell MC-53
54	Ryan YARROW	1:11.876	15:14:06.341	4	Spire GT-3
8	Richard WEBB	1:11.803	15:17:42.537	7	Spire GT-3
8	Richard WEBB	1:11.774	15:23:44.697	12	Spire GT-3
43	Paul ROGERS	1:11.696	15:25:01.975	13	Spire GT-3S

Leader History

NO	NAME	FROM LAP	LAPS LED	DISTANCE	VEHICLE
8	Richard WEBB	1	13	20.15 miles	Spire GT-3

750MC Race Meeting - Anglesey - 6th/7th July 2024
Nankang Tyre Sports 1000 Championship ft. Cup 200
RACE 20 - STATISTICS

CLASS : Cup 200

5 Starters

Fastest Lap History

NO	NAME	LAP TIME	TIME OF DAY	LAP	VEHICLE
77	Alastair BOULTON	1:23.941	15:10:32.997	1	MK Cup 200
77	Alastair BOULTON	1:15.477	15:11:48.474	2	MK Cup 200
98	John CUTMORE	1:15.376	15:11:48.930	2	MK Cup 200
77	Alastair BOULTON	1:15.010	15:13:03.485	3	MK Cup 200
98	John CUTMORE	1:14.942	15:18:05.287	7	MK Cup 200

Leader History

NO	NAME	FROM LAP	LAPS LED	DISTANCE	VEHICLE
77	Alastair BOULTON	1	7	10.85 miles	MK Cup 200
98	John CUTMORE	8	6	9.30 miles	MK Cup 200