



# HITEK ELECTRONIC MATERIALS ALFA ROMEO CHAMPIONSHIP

**FESTIVAL  
ITALIA**  
BRANDS HATCH  
11 AUGUST 2024



MSVR Festival Italia  
Brands Hatch Indy  
11<sup>th</sup> August 2024



Timing & Results Provided by Timing Solutions Ltd

[www.tsl-timing.com](http://www.tsl-timing.com)



BrandsHatch

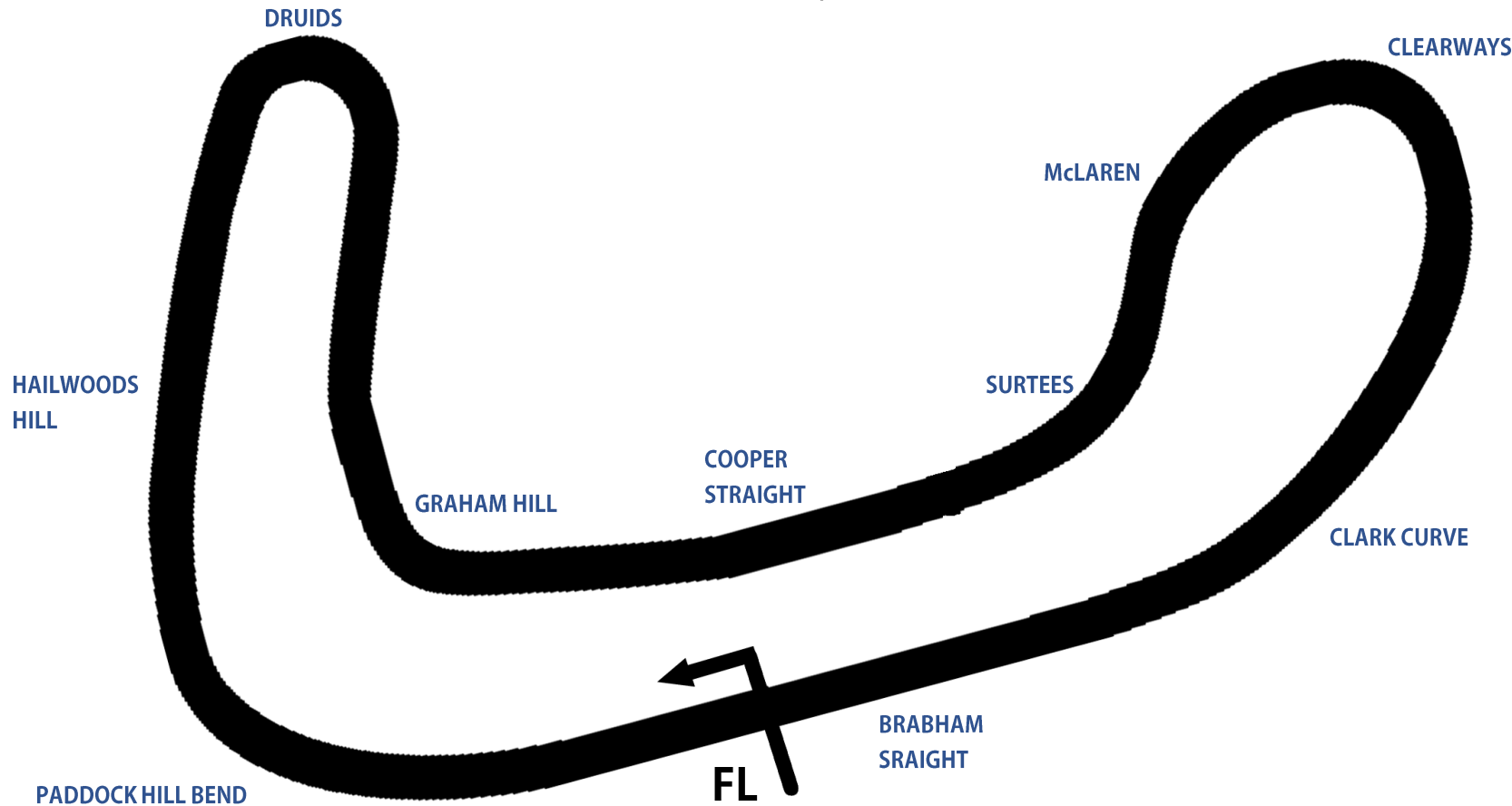
# Brands Hatch Indy Circuit

Fawkham, Longfield, Kent, UK

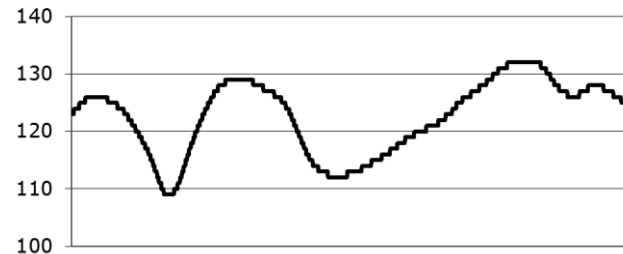


SPORTS TIMING

TIMING SOLUTIONS LTD



Circuit Altitude (m)




<b>Length</b>	1.2079 miles   1.944 km   1944.0 m		
<b>FL</b>		51.36032 N	0.26032 E
<b>Pit Entry</b>	1669m	51.35911 N	0.25743 E
<b>Pit Exit</b>	0m after FL	51.36017 N	0.26051 E
<b>Pit Entry - Pit Exit</b>	251m, 18.1s @ 50kph, 15.0s @ 60kph		

# MSVR Festival Italia - Brands Hatch - 11th August 2024

## Alfa Romeo Championship

### QUALIFYING - RACE 3 - CLASSIFICATION



POS	NO	CL	PIC	NAME	ENTRY	TIME	ON	LAPS	GAP	DIFF	MPH
1	57	M	1	Barry McMAHON	Alfa Romeo Giulia Quadrifoglio	51.885	10	10			83.81
2	69	M	2	Ian STAPLETON	Alfa Romeo Alfetta GTV6	52.407	8	13	0.522	0.522	82.97
3	44	M	3	Steve DEEKS	Alfa Romeo 4C	52.535	17	17	0.650	0.128	82.77
4	3	M	4	Lee PENN	Alfa Romeo 33	53.200	4	13	1.315	0.665	81.74
5	70*	PT	1	Mike HILTON	Alfa Romeo 4C	53.426	8	11	1.541	0.226	81.39
6	87	M	5	Jack BERRY	Alfa Romeo MiTo	54.306	14	16	2.421	0.880	80.07
7	33	TS	1	Toby BROOME	Alfa Romeo 156	54.460	3	15	2.575	0.154	79.84
8	79	PT	2	Dave MESSENGER	Alfa Romeo 156 V6	56.252	13	15	4.367	1.792	77.30
9	14	M	6	Andy PAGE	Alfa Romeo Giulietta 116	56.689	9	15	4.804	0.437	76.70
10	9	PT	3	Richard FORD	Alfa Romeo GT	57.086	12	15	5.201	0.397	76.17
11	18	PT	4	Nathan BIGNELL	Alfa Romeo 33	57.266	13	15	5.381	0.180	75.93
12	30	PT	5	Stacey DENNIS	Alfa Romeo Giulietta	57.859	7	11	5.974	0.593	75.15
13	23	TS	2	James FORD	Alfa Romeo 156	58.113	13	15	6.228	0.254	74.83
14	76*	M	7	Giovanni DI GENNARO	Fiat 128	58.355	9	9	6.470	0.242	74.51
15	78*	TS	3	Edward ROBINSON	Alfa Romeo 156 Twin Spark 2.0	59.012	5	14	7.127	0.657	73.69
16	54	TS	4	Adrian NORMAN	Alfa Romeo 147	59.775	12	14	7.890	0.763	72.74
17	715*	TS	5	James POWELL	Alfa Romeo 147	59.889	8	8	8.004	0.114	72.61
18	147*	TS	6	Paul WALKER	Alfa Romeo 147	1:00.451	10	11	8.566	0.562	71.93
19	215	M	8	Thomas LAUDAGE	Alfa Romeo 4C	1:03.012	11	14	11.127	2.561	69.01
20	19	TS	7	David PICKUP	Alfa Romeo 146	1:05.035	4	5	13.150	2.023	66.86

#### Comments:

\*Cars 70, 78, 147 requires a working transponder - Regulation Q12.8.1 refers.

\*Car 715 - please return transponder to timekeepers for replacement

Weather / Track : Sunny / Dry

These results are provisional until the conclusion of any judicial and technical matters.

Date: 11/08/2024 Start: 11:28 Finish: 11:43

Brands Hatch Indy: 1.2079 miles

Clerk Of Course: Joe East

Stewards:

Timekeeper: Richard Lomax



# MSVR Festival Italia - Brands Hatch - 11th August 2024

## Alfa Romeo Championship

### QUALIFYING - RACE 3 - LAP ANALYSIS

DIFF = Difference To Personal Best Lap

P1 57 Barry McMAHON				
LAP	LAP TIME	DIFF	MPH	TIME OF DAY
1 -	1:04.717	12.832	67.19	11:30:10.224
2 -	56.698	4.813	76.69	11:31:06.922
3 -	53.726	1.841	80.94	11:32:00.648
4 -	52.467 (3)	0.582	82.88	11:32:53.115
5 -	3:35.478 P	2:43.593	20.18	11:36:28.593
6 -	1:48.710 P	56.825	40.00	11:38:17.303
7 -	3:11.600 P	2:19.715	22.69	11:41:28.903
8 -	58.599	6.714	74.20	11:42:27.502
9 -	52.224 (2)	0.339	83.26	11:43:19.726
10 -	51.885 (1)		83.81	11:44:11.611

P2 69 Ian STAPLETON				
LAP	LAP TIME	DIFF	MPH	TIME OF DAY
1 -	1:05.620	13.213	66.26	11:30:17.758
2 -	59.884	7.477	72.61	11:31:17.642
3 -	56.112	3.705	77.49	11:32:13.754
4 -	54.441	2.034	79.87	11:33:08.195
5 -	52.999	0.592	82.05	11:34:01.194
6 -	54.767	2.360	79.40	11:34:55.961
7 -	52.410 (2)	0.003	82.97	11:35:48.371
8 -	52.407 (1)		82.97	11:36:40.778
9 -	53.313	0.906	81.56	11:37:34.091
10 -	52.620 (3)	0.213	82.64	11:38:26.711
11 -	54.074	1.667	80.41	11:39:20.785
12 -	52.706	0.299	82.50	11:40:13.491
13 -	53.447	1.040	81.36	11:41:06.938

P3 44 Steve DEEKS				
LAP	LAP TIME	DIFF	MPH	TIME OF DAY
1 -	1:00.866	8.331	71.44	11:29:25.215
2 -	53.494	0.959	81.29	11:30:18.709
3 -	56.154	3.619	77.44	11:31:14.863
4 -	54.931	2.396	79.16	11:32:09.794
5 -	53.593	1.058	81.14	11:33:03.387
6 -	56.074	3.539	77.55	11:33:59.461
7 -	53.337	0.802	81.53	11:34:52.798
8 -	54.141	1.606	80.31	11:35:46.939
9 -	53.166	0.631	81.79	11:36:40.105
10 -	53.218	0.683	81.71	11:37:33.323
11 -	54.497	1.962	79.79	11:38:27.820
12 -	54.419	1.884	79.90	11:39:22.239
13 -	53.410	0.875	81.41	11:40:15.649
14 -	52.569 (2)	0.034	82.72	11:41:08.218
15 -	53.306	0.771	81.57	11:42:01.524
16 -	52.886 (3)	0.351	82.22	11:42:54.410
17 -	52.535 (1)		82.77	11:43:46.945

P4 3 Lee PENN				
LAP	LAP TIME	DIFF	MPH	TIME OF DAY
1 -	1:02.061	8.861	70.06	11:29:42.992
2 -	54.764	1.564	79.40	11:30:37.756
3 -	54.907	1.707	79.19	11:31:32.663
4 -	53.200 (1)		81.74	11:32:25.863
5 -	59.352	6.152	73.26	11:33:25.215
6 -	54.806	1.606	79.34	11:34:20.021
7 -	56.696	3.496	76.70	11:35:16.717
8 -	53.591	0.391	81.14	11:36:10.308
9 -	55.106	1.906	78.91	11:37:05.414
10 -	53.528 (3)	0.328	81.23	11:37:58.942
11 -	53.256 (2)	0.056	81.65	11:38:52.198

DIFF = Difference To Personal Best Lap

12 -	59.213	6.013	73.44	11:39:51.411
13 -	53.912	0.712	80.66	11:40:45.323

P5 70 Mike HILTON				
LAP	LAP TIME	DIFF	MPH	TIME OF DAY
1 -	58.923	5.497	73.80	11:31:19.148
2 -	56.788	3.362	76.57	11:32:15.936
3 -	56.401	2.975	77.10	11:33:12.337
4 -	55.103	1.677	78.91	11:34:07.440
5 -	54.529	1.103	79.74	11:35:01.969
6 -	53.669 (3)	0.243	81.02	11:35:55.638
7 -	54.615	1.189	79.62	11:36:50.253
8 -	53.426 (1)		81.39	11:37:43.679
9 -	54.030	0.604	80.48	11:38:37.709
10 -	1:03.317	9.891	68.67	11:39:41.026
11 -	53.587 (2)	0.161	81.15	11:40:34.613

P6 87 Jack BERRY				
LAP	LAP TIME	DIFF	MPH	TIME OF DAY
1 -	1:07.567	13.261	64.35	11:30:03.974
2 -	1:02.083	7.777	70.04	11:31:06.057
3 -	59.879	5.573	72.62	11:32:05.936
4 -	56.729	2.423	76.65	11:33:02.665
5 -	57.888	3.582	75.12	11:34:00.553
6 -	55.722	1.416	78.04	11:34:56.275
7 -	55.875	1.569	77.82	11:35:52.150
8 -	55.345	1.039	78.57	11:36:47.495
9 -	54.753	0.447	79.42	11:37:42.248
10 -	54.496 (3)	0.190	79.79	11:38:36.744
11 -	55.565	1.259	78.26	11:39:32.309
12 -	55.031	0.725	79.02	11:40:27.340
13 -	54.455 (2)	0.149	79.85	11:41:21.795
14 -	54.306 (1)		80.07	11:42:16.101
15 -	54.641	0.335	79.58	11:43:10.742
16 -	55.214	0.908	78.75	11:44:05.956

P7 33 Toby BROOME				
LAP	LAP TIME	DIFF	MPH	TIME OF DAY
1 -	1:03.573	9.113	68.40	11:29:30.797
2 -	56.930	2.470	76.38	11:30:27.727
3 -	54.460 (1)		79.84	11:31:22.187
4 -	59.113	4.653	73.56	11:32:21.300
5 -	1:05.751	11.291	66.13	11:33:27.051
6 -	58.768	4.308	73.99	11:34:25.819
7 -	55.728 (3)	1.268	78.03	11:35:21.547
8 -	54.574 (2)	0.114	79.68	11:36:16.121
9 -	1:00.467	6.007	71.91	11:37:16.588
10 -	1:01.958	7.498	70.18	11:38:18.546
11 -	1:02.281	7.821	69.82	11:39:20.827
12 -	1:00.297	5.837	72.11	11:40:21.124
13 -	59.047	4.587	73.64	11:41:20.171
14 -	1:02.839	8.379	69.20	11:42:23.010
15 -	1:00.767	6.307	71.56	11:43:23.777

P8 79 Dave MESSENGER				
LAP	LAP TIME	DIFF	MPH	TIME OF DAY
1 -	1:11.934	15.682	60.45	11:30:01.487
2 -	1:03.257	7.005	68.74	11:31:04.744
3 -	58.102	1.850	74.84	11:32:02.846
4 -	56.503 (3)	0.251	76.96	11:32:59.349
5 -	56.695	0.443	76.70	11:33:56.044
6 -	56.573	0.321	76.86	11:34:52.617

# MSVR Festival Italia - Brands Hatch - 11th August 2024

## Alfa Romeo Championship

### QUALIFYING - RACE 3 - LAP ANALYSIS

DIFF = Difference To Personal Best Lap

7 -	59.381	3.129	73.23	11:35:51.998
8 -	1:00.130	3.878	72.32	11:36:52.128
9 -	56.692	0.440	76.70	11:37:48.820
10 -	56.269 (2)	0.017	77.28	11:38:45.089
11 -	57.883	1.631	75.12	11:39:42.972
12 -	56.691	0.439	76.70	11:40:39.663
<b>13 -</b>	<b>56.252 (1)</b>		<b>77.30</b>	<b>11:41:35.915</b>
14 -	56.684	0.432	76.71	11:42:32.599
15 -	59.546	3.294	73.02	11:43:32.145

#### P9 14 Andy PAGE

LAP	LAP TIME	DIFF	MPH	TIME OF DAY
1 -	1:09.291	12.602	62.75	11:30:06.899
2 -	1:01.172	4.483	71.08	11:31:08.071
3 -	1:02.363	5.674	69.73	11:32:10.434
4 -	1:02.212	5.523	69.89	11:33:12.646
5 -	57.777	1.088	75.26	11:34:10.423
6 -	57.335	0.646	75.84	11:35:07.758
7 -	58.216	1.527	74.69	11:36:05.974
8 -	56.947 (2)	0.258	76.36	11:37:02.921
<b>9 -</b>	<b>56.689 (1)</b>		<b>76.70</b>	<b>11:37:59.610</b>
10 -	57.104 (3)	0.415	76.15	11:38:56.714
11 -	58.238	1.549	74.66	11:39:54.952
12 -	57.305	0.616	75.88	11:40:52.257
13 -	58.859	2.170	73.88	11:41:51.116
14 -	57.260	0.571	75.94	11:42:48.376
15 -	57.117	0.428	76.13	11:43:45.493

#### P10 9 Richard FORD

LAP	LAP TIME	DIFF	MPH	TIME OF DAY
1 -	1:08.353	11.267	63.61	11:29:47.773
2 -	1:01.140	4.054	71.12	11:30:48.913
3 -	59.894	2.808	72.60	11:31:48.807
4 -	58.842	1.756	73.90	11:32:47.649
5 -	58.187	1.101	74.73	11:33:45.836
6 -	57.579	0.493	75.52	11:34:43.415
7 -	57.327	0.241	75.85	11:35:40.742
8 -	57.231 (3)	0.145	75.98	11:36:37.973
9 -	59.493	2.407	73.09	11:37:37.466
10 -	58.589	1.503	74.22	11:38:36.055
11 -	58.844	1.758	73.90	11:39:34.899
<b>12 -</b>	<b>57.086 (1)</b>		<b>76.17</b>	<b>11:40:31.985</b>
13 -	57.150 (2)	0.064	76.09	11:41:29.135
14 -	58.080	0.994	74.87	11:42:27.215
15 -	57.686	0.600	75.38	11:43:24.901

#### P11 18 Nathan BIGNELL

LAP	LAP TIME	DIFF	MPH	TIME OF DAY
1 -	1:09.880	12.614	62.22	11:30:09.032
2 -	1:02.159	4.893	69.95	11:31:11.191
3 -	1:02.932	5.666	69.10	11:32:14.123
4 -	1:00.146	2.880	72.30	11:33:14.269
5 -	59.071	1.805	73.61	11:34:13.340
6 -	58.391	1.125	74.47	11:35:11.731
7 -	57.767	0.501	75.27	11:36:09.498
8 -	59.151	1.885	73.51	11:37:08.649
9 -	58.369	1.103	74.50	11:38:07.018
10 -	57.320 (2)	0.054	75.86	11:39:04.338
11 -	57.661	0.395	75.41	11:40:01.999
12 -	57.364 (3)	0.098	75.80	11:40:59.363
<b>13 -</b>	<b>57.266 (1)</b>		<b>75.93</b>	<b>11:41:56.629</b>
14 -	58.190	0.924	74.73	11:42:54.819
15 -	1:00.201	2.935	72.23	11:43:55.020

DIFF = Difference To Personal Best Lap

P12 30 Stacey DENNIS				
LAP	LAP TIME	DIFF	MPH	TIME OF DAY
1 -	1:06.817	8.958	65.08	11:30:13.974
2 -	1:00.656	2.797	71.69	11:31:14.630
3 -	59.856 (3)	1.997	72.65	11:32:14.486
4 -	1:00.165	2.306	72.27	11:33:14.651
5 -	1:39.835 P	41.976	43.55	11:34:54.486
6 -	1:02.624	4.765	69.43	11:35:57.110
<b>7 -</b>	<b>57.859 (1)</b>		<b>75.15</b>	<b>11:36:54.969</b>
8 -	57.956 (2)	0.097	75.03	11:37:52.925
9 -	3:33.215 P	2:35.356	20.39	11:41:26.140
10 -	1:05.239	7.380	66.65	11:42:31.379
11 -	1:03.192	5.333	68.81	11:43:34.571

#### P13 23 James FORD

LAP	LAP TIME	DIFF	MPH	TIME OF DAY
1 -	1:19.431	21.318	54.74	11:30:02.978
2 -	1:07.710	9.597	64.22	11:31:10.688
3 -	1:06.942	8.829	64.96	11:32:17.630
4 -	1:01.775	3.662	70.39	11:33:19.405
5 -	59.801	1.688	72.71	11:34:19.206
6 -	1:04.295	6.182	67.63	11:35:23.501
7 -	59.624	1.511	72.93	11:36:23.125
8 -	59.332	1.219	73.29	11:37:22.457
9 -	1:00.124	2.011	72.32	11:38:22.581
10 -	1:02.167	4.054	69.95	11:39:24.748
11 -	58.656	0.543	74.13	11:40:23.404
12 -	58.619 (3)	0.506	74.18	11:41:22.023
<b>13 -</b>	<b>58.113 (1)</b>		<b>74.83</b>	<b>11:42:20.136</b>
14 -	59.206	1.093	73.44	11:43:19.342
15 -	58.510 (2)	0.397	74.32	11:44:17.852

#### P14 76 Giovanni DI GENNARO

LAP	LAP TIME	DIFF	MPH	TIME OF DAY
1 -	1:12.153	13.798	60.26	11:31:54.710
2 -	1:04.380	6.025	67.54	11:32:59.090
3 -	1:02.840	4.485	69.20	11:34:01.930
4 -	1:01.188 (3)	2.833	71.06	11:35:03.118
5 -	1:02.395	4.040	69.69	11:36:05.513
6 -	1:01.911	3.556	70.23	11:37:07.424
7 -	1:04.167	5.812	67.77	11:38:11.591
8 -	59.008 (2)	0.653	73.69	11:39:10.599
<b>9 -</b>	<b>58.355 (1)</b>		<b>74.51</b>	<b>11:40:08.954</b>

#### P15 78 Edward ROBINSON

LAP	LAP TIME	DIFF	MPH	TIME OF DAY
1 -	59.783	0.771	72.73	11:30:33.766
2 -	1:00.194	1.182	72.24	11:31:33.960
3 -	59.730	0.718	72.80	11:32:33.690
4 -	59.971	0.959	72.51	11:33:33.661
<b>5 -</b>	<b>59.012 (1)</b>		<b>73.69</b>	<b>11:34:32.673</b>
6 -	59.745	0.733	72.78	11:35:32.418
7 -	59.538 (3)	0.526	73.03	11:36:31.956
8 -	1:00.997	1.985	71.29	11:37:32.953
9 -	1:03.580	4.568	68.39	11:38:36.533
10 -	1:09.098	10.086	62.93	11:39:45.631
11 -	59.026 (2)	0.014	73.67	11:40:44.657
12 -	1:01.877	2.865	70.27	11:41:46.534
13 -	59.853	0.841	72.65	11:42:46.387
14 -	1:00.979	1.967	71.31	11:43:47.366

# MSVR Festival Italia - Brands Hatch - 11th August 2024

## Alfa Romeo Championship

### QUALIFYING - RACE 3 - LAP ANALYSIS

DIFF = Difference To Personal Best Lap

P16 54 Adrian NORMAN				
LAP	LAP TIME	DIFF	MPH	TIME OF DAY
1 -	1:12.482	12.707	59.99	11:29:59.625
2 -	1:00.668	0.893	71.67	11:31:00.293
3 -	1:00.585	0.810	71.77	11:32:00.878
4 -	1:00.489	0.714	71.89	11:33:01.367
5 -	1:01.803	2.028	70.36	11:34:03.170
6 -	1:00.982	1.207	71.30	11:35:04.152
7 -	1:00.199 (2)	0.424	72.23	11:36:04.351
8 -	1:02.395	2.620	69.69	11:37:06.746
9 -	1:02.266	2.491	69.83	11:38:09.012
10 -	1:13.314	13.539	59.31	11:39:22.326
11 -	1:06.201	6.426	65.68	11:40:28.527
<b>12 -</b>	<b>59.775 (1)</b>		<b>72.74</b>	<b>11:41:28.302</b>
13 -	1:00.850	1.075	71.46	11:42:29.152
14 -	1:00.437 (3)	0.662	71.95	11:43:29.589

DIFF = Difference To Personal Best Lap

P20 19 David PICKUP				
LAP	LAP TIME	DIFF	MPH	TIME OF DAY
1 -	1:10.715	5.680	61.49	11:30:15.067
2 -	1:05.176 (3)	0.141	66.72	11:31:20.243
3 -	1:05.099 (2)	0.064	66.79	11:32:25.342
<b>4 -</b>	<b>1:05.035 (1)</b>		<b>66.86</b>	<b>11:33:30.377</b>
5 -	1:06.886	1.851	65.01	11:34:37.263

P17 715 James POWELL				
LAP	LAP TIME	DIFF	MPH	TIME OF DAY
1 -	1:02.952	3.063	69.07	11:31:16.755
2 -	1:02.023	2.134	70.11	11:32:18.778
3 -	1:00.013 (2)	0.124	72.46	11:33:18.791
4 -	1:00.593	0.704	71.76	11:34:19.384
5 -	1:08.539	8.650	63.44	11:35:27.923
6 -	1:00.830	0.941	71.48	11:36:28.753
7 -	1:00.103 (3)	0.214	72.35	11:37:28.856
<b>8 -</b>	<b>59.889 (1)</b>		<b>72.61</b>	<b>11:38:28.745</b>

P18 147 Paul WALKER				
LAP	LAP TIME	DIFF	MPH	TIME OF DAY
1 -	1:05.564	5.113	66.32	11:31:21.896
2 -	1:01.862	1.411	70.29	11:32:23.758
3 -	2:54.712	1:54.261	24.89	11:35:18.470
4 -	1:00.881	0.430	71.42	11:36:19.351
5 -	1:00.555 (3)	0.104	71.81	11:37:19.906
6 -	1:00.790	0.339	71.53	11:38:20.696
7 -	1:02.442	1.991	69.64	11:39:23.138
8 -	1:00.493 (2)	0.042	71.88	11:40:23.631
9 -	1:01.500	1.049	70.70	11:41:25.131
<b>10 -</b>	<b>1:00.451 (1)</b>		<b>71.93</b>	<b>11:42:25.582</b>
11 -	1:01.725	1.274	70.45	11:43:27.307

P19 215 Thomas LAUDAGE				
LAP	LAP TIME	DIFF	MPH	TIME OF DAY
1 -	1:15.253	12.241	57.78	11:30:00.205
2 -	1:04.682	1.670	67.23	11:31:04.887
3 -	1:04.641	1.629	67.27	11:32:09.528
4 -	1:04.611	1.599	67.30	11:33:14.139
5 -	1:03.995	0.983	67.95	11:34:18.134
6 -	1:05.675	2.663	66.21	11:35:23.809
7 -	1:03.688 (3)	0.676	68.27	11:36:27.497
8 -	1:03.883	0.871	68.07	11:37:31.380
9 -	1:04.396	1.384	67.52	11:38:35.776
10 -	1:03.435 (2)	0.423	68.55	11:39:39.211
<b>11 -</b>	<b>1:03.012 (1)</b>		<b>69.01</b>	<b>11:40:42.223</b>
12 -	1:04.037	1.025	67.90	11:41:46.260
13 -	1:04.971	1.959	66.93	11:42:51.231
14 -	1:04.132	1.120	67.80	11:43:55.363

# MSVR Festival Italia - Brands Hatch - 11th August 2024

## Alfa Romeo Championship

### QUALIFYING - RACE 3 - STATISTICS

<b>Competitors Started</b>	20
<b>Planned Start</b>	2024-08-11 @ 11:35:00.000
<b>Actual Start</b>	2024-08-11 @ 11:28:18.971
<b>Finish Time</b>	2024-08-11 @ 11:43:20.666
<b>Track Length</b>	1.2079mi.
<b>Total Laps</b>	256
<b>Total Distance Covered</b>	309.2340mi.

#### Session Fastest Lap History

NO	CL	NAME	LAP TIME	TIME OF DAY	LAP	VEHICLE
44	M	Steve DEEKS	53.494	11:30:18.726	2	Alfa Romeo 4C
3	M	Lee PENN	53.200	11:32:25.872	4	Alfa Romeo 33
57	M	Barry McMAHON	52.467	11:32:53.127	4	Alfa Romeo Giulia Quadrifoglio
69	M	Ian STAPLETON	52.410	11:35:48.380	7	Alfa Romeo Alfetta GTV6
69	M	Ian STAPLETON	52.407	11:36:40.787	8	Alfa Romeo Alfetta GTV6
57	M	Barry McMAHON	52.224	11:43:19.736	9	Alfa Romeo Giulia Quadrifoglio
57	M	Barry McMAHON	51.885	11:44:11.620	10	Alfa Romeo Giulia Quadrifoglio

#### Flag History

TYPE	TIME OF DAY
GREEN	11:28:18.971
FINISH	11:43:20.666

#### Flag Statistics

TYPE	COUNT	TOTAL LAPS	TOTAL TIME
Green	1	17	16:35.574
Red	0	0	0.000
Safety Car	0	0	0.000
FCY	0	0	0.000

# MSVR Festival Italia - Brands Hatch - 11th August 2024

## Alfa Romeo Championship

### QUALIFYING - RACE 3 - STATISTICS

CLASS : M

8 Starters

#### Fastest Lap History

NO	NAME	LAP TIME	TIME OF DAY	LAP	VEHICLE
44	Steve DEEKS	53.494	11:30:18.726	2	Alfa Romeo 4C
3	Lee PENN	53.200	11:32:25.872	4	Alfa Romeo 33
57	Barry McMAHON	52.467	11:32:53.127	4	Alfa Romeo Giulia Quadrifoglio
69	Ian STAPLETON	52.410	11:35:48.380	7	Alfa Romeo Alfetta GTV6
69	Ian STAPLETON	52.407	11:36:40.787	8	Alfa Romeo Alfetta GTV6
57	Barry McMAHON	52.224	11:43:19.736	9	Alfa Romeo Giulia Quadrifoglio
57	Barry McMAHON	51.885	11:44:11.620	10	Alfa Romeo Giulia Quadrifoglio



# MSVR Festival Italia - Brands Hatch - 11th August 2024

## Alfa Romeo Championship

### QUALIFYING - RACE 3 - STATISTICS

CLASS : PT

5 Starters

#### Fastest Lap History

NO	NAME	LAP TIME	TIME OF DAY	LAP	VEHICLE
9	Richard FORD	1:01.140	11:30:48.928	2	Alfa Romeo GT
30	Stacey DENNIS	1:00.656	11:31:14.649	2	Alfa Romeo Giulietta
70	Mike HILTON	58.923	11:31:19.148	1	Alfa Romeo 4C
79	Dave MESSENGER	58.102	11:32:02.861	3	Alfa Romeo 156 V6
70	Mike HILTON	56.788	11:32:15.936	2	Alfa Romeo 4C
79	Dave MESSENGER	56.503	11:32:59.367	4	Alfa Romeo 156 V6
70	Mike HILTON	56.401	11:33:12.337	3	Alfa Romeo 4C
70	Mike HILTON	55.103	11:34:07.440	4	Alfa Romeo 4C
70	Mike HILTON	54.529	11:35:01.969	5	Alfa Romeo 4C
70	Mike HILTON	53.669	11:35:55.638	6	Alfa Romeo 4C
70	Mike HILTON	53.426	11:37:43.679	8	Alfa Romeo 4C

# MSVR Festival Italia - Brands Hatch - 11th August 2024

## Alfa Romeo Championship

### QUALIFYING - RACE 3 - STATISTICS

CLASS : TS

7 Starters

#### Fastest Lap History

NO	NAME	LAP TIME	TIME OF DAY	LAP	VEHICLE
33	Toby BROOME	56.930	11:30:27.740	2	Alfa Romeo 156
33	Toby BROOME	54.460	11:31:22.200	3	Alfa Romeo 156

MSVR Festival Italia - Brands Hatch - 11th August 2024

Alfa Romeo Championship

RACE 3 - GRID (20 minutes) - AMENDED



ROW 10	19	10	Garry JACKSON	
ROW 9	17	147	Paul WALKER	1:00.451
	18	215	Thomas LAUDAGE	1:03.012
ROW 8	15	54	Adrian NORMAN	59.775
	16	715	James POWELL	59.889
ROW 7	13	76	Giovanni DI GENNARO	58.355
	14	78	Edward ROBINSON	59.012
ROW 6	11	30	Stacey DENNIS	57.859
	12	23	James FORD	58.113
ROW 5	9	9	Richard FORD	57.086
	10	18	Nathan BIGNELL	57.266
ROW 4	7	79	Dave MESSENGER	56.252
	8	14	Andy PAGE	56.689
ROW 3	5	87	Jack BERRY	54.306
	6	33	Toby BROOME	54.460
ROW 2	3	3	Lee PENN	53.200
	4	70	Mike HILTON	53.426
ROW 1	1	57	Barry McMAHON	51.885
	2	44	Steve DEEKS	52.535
			<b>Pole</b>	

**Comments:**  
 Cars 19 & 69 - withdrawn  
 Car 10 - permitted to start from back of grid

These results are provisional until the conclusion of any judicial and technical matters.

Brands Hatch Indy: 1.2079 miles

Clerk Of Course: Joe East	Stewards:	Timekeeper: Richard Lomax	
---------------------------	-----------	---------------------------	--

# MSVR Festival Italia - Brands Hatch - 11th August 2024

## Alfa Romeo Championship

### RACE 3 - CLASSIFICATION

Race Distance: 23 Laps / 27.78 miles



POS	NO	CL	PIC	NAME	ENTRY	LAPS	TIME	GAP	DIFF	MPH	BEST	ON	GRD	↑↓
1	44	M	1	Steve DEEKS	Alfa Romeo 4C	23	20:43.692			80.42	52.589	11	2	1
2	3	M	2	Lee PENN	Alfa Romeo 33	23	20:57.051	13.359	13.359	79.56	52.860	4	3	1
3	87	M	3	Jack BERRY	Alfa Romeo MiTo	23	21:19.629	35.937	22.578	78.16	54.676	2	5	2
4	33	PT	1	Toby BROOME	Alfa Romeo 156	23	21:26.553	42.861	6.924	77.74	54.756	7	6	2
5	30	PT	2	Stacey DENNIS	Alfa Romeo Giulietta	22	21:19.239	1 Lap	1 Lap	74.78	57.193	7	11	6
6	9	PT	3	Richard FORD	Alfa Romeo GT	22	21:22.587	1 Lap	3.348	74.59	56.920	14	9	3
7	14	M	4	Andy PAGE	Alfa Romeo Giulietta 116	21	20:59.287	2 Laps	1 Lap	72.51	57.337	11	8	1
8	78*	TS	1	Edward ROBINSON	Alfa Romeo 156 Twin Spark 2.0	21	21:18.892	2 Laps	19.605	71.40	59.259	6	14	6
9	715	TS	2	James POWELL	Alfa Romeo 147	21	21:19.948	2 Laps	1.056	71.34	59.512	15	16	7
10	10	TS	3	Garry JACKSON	Alfa Romeo 156	21	21:27.902	2 Laps	7.954	70.90	59.628	11	19	9
11	147	TS	4	Paul WALKER	Alfa Romeo 147	21	21:33.231	2 Laps	5.329	70.61	1:00.460	6	17	6
12	215	M	5	Thomas LAUDAGE	Alfa Romeo 4C	20	21:10.943	3 Laps	1 Lap	68.43	1:01.506	19	18	6
13	54	TS	5	Adrian NORMAN	Alfa Romeo 147	20	21:21.279	3 Laps	10.336	67.87	59.509	14	15	2

#### NOT CLASSIFIED

DNF	18	PT		Nathan BIGNELL	Alfa Romeo 33	17	16:34.576	6 Laps	3 Laps	74.32	57.318	9	10	
DNF	70	M		Mike HILTON	Alfa Romeo 4C	10	9:19.686	13 Laps	7 Laps	77.69	54.431	10	4	
DNF	76	M		Giovanni DI GENNARO	Fiat 128	8	8:02.701	15 Laps	2 Laps	72.07	58.421	7	13	
DNF	57	M		Barry McMAHON	Alfa Romeo Giulia Quadrifoglio	0								1
DNF	79	PT		Dave MESSENGER	Alfa Romeo 156 V6	0								7
DNF	23	PT		James FORD	Alfa Romeo 156	0								12

#### FASTEST LAP

44	M			Steve DEEKS	Alfa Romeo 4C	11	52.589			82.69 mph		133.07 kph	
33	PT			Toby BROOME	Alfa Romeo 156	7	54.756			79.41 mph		127.81 kph	
78	TS			Edward ROBINSON	Alfa Romeo 156 Twin Spark 2.0	6	59.259			73.38 mph		118.09 kph	

#### Comments:

\*Car 78 requires a working transponder - Regulation Q12.8.1 refers. You may not be timed for race 2 if not rectified.

Weather / Track : Sunny / Dry

These results are provisional until the conclusion of any judicial and technical matters.

Date: 11/08/2024 Start: 15:08 Finish: 15:29

Brands Hatch Indy: 1.2079 miles

Clerk Of Course: Joe East

Stewards:

Timekeeper: Richard Lomax



# MSVR Festival Italia - Brands Hatch - 11th August 2024

## Alfa Romeo Championship

### RACE 3 - LAP CHART

LAP 1 @ 15:09:33.513			LAP 2 @ 15:10:26.813			LAP 3 @ 15:11:19.744			LAP 4 @ 15:12:12.922			LAP 5 @ 15:13:06.072		
NO	BEHIND	LAP TIME	NO	BEHIND	LAP TIME	NO	BEHIND	LAP TIME	NO	BEHIND	LAP TIME	NO	BEHIND	LAP TIME
<b>44</b>		1:00.250	<b>44</b>		53.300	<b>44</b>		52.931	<b>44</b>		53.178	<b>44</b>		53.150
<b>3</b>	0.349	1:00.599	<b>3</b>	0.598	53.549	<b>3</b>	1.179	53.512	<b>3</b>	0.861	52.860	<b>3</b>	0.727	53.016
<b>87</b>	2.239	1:02.489	<b>87</b>	3.615	54.676	<b>87</b>	5.704	55.020	<b>87</b>	8.004	55.478	<b>87</b>	10.141	55.287
<b>33</b>	3.135	1:03.385	<b>33</b>	5.729	55.894	<b>33</b>	7.882	55.084	<b>33</b>	9.647	54.943	<b>33</b>	11.264	54.767
<b>70</b>	3.636	1:03.886	<b>70</b>	5.919	55.583	<b>70</b>	8.221	55.233	<b>70</b>	10.274	55.231	<b>70</b>	11.681	54.557
<b>14</b>	5.592	1:05.842	<b>14</b>	10.200	57.908	<b>14</b>	15.019	57.750	<b>14</b>	19.295	57.454	<b>14</b>	23.905	57.760
<b>30</b>	6.245	1:06.495	<b>18</b>	10.822	57.854	<b>18</b>	15.389	57.498	<b>30</b>	19.836	57.363	<b>30</b>	23.945	57.259
<b>18</b>	6.268	1:06.518	<b>30</b>	10.979	58.034	<b>30</b>	15.651	57.603	<b>18</b>	20.003	57.792	<b>18</b>	24.716	57.863
<b>76</b>	7.722	1:07.972	<b>9</b>	13.577	58.832	<b>9</b>	18.908	58.262	<b>9</b>	23.024	57.294	<b>54</b>	1 Lap	1:47.448 P
<b>9</b>	8.045	1:08.295	<b>76</b>	14.870	1:00.448	<b>76</b>	21.238	59.299	<b>76</b>	27.148	59.088	<b>9</b>	28.331	58.457
<b>54</b>	10.006	1:10.256	<b>54</b>	17.054	1:00.348	<b>54</b>	24.333	1:00.210	<b>78</b>	32.350	1:00.767	<b>76</b>	32.758	58.760
<b>78</b>	10.706	1:10.956	<b>78</b>	17.349	59.943	<b>78</b>	24.761	1:00.343	<b>715</b>	32.571	1:00.238	<b>78</b>	39.130	59.930
<b>715</b>	11.040	1:11.290	<b>715</b>	17.829	1:00.089	<b>715</b>	25.511	1:00.613	<b>10</b>	36.141	1:00.682	<b>715</b>	39.762	1:00.341
<b>10</b>	12.114	1:12.364	<b>10</b>	20.591	1:01.777	<b>10</b>	28.637	1:00.977	<b>147</b>	37.068	1:00.616	<b>10</b>	43.568	1:00.577
<b>147</b>	13.084	1:13.334	<b>147</b>	21.246	1:01.462	<b>147</b>	29.630	1:01.315	<b>215</b>	42.450	1:02.977	<b>147</b>	44.675	1:00.757
<b>215</b>	13.908	1:14.158	<b>215</b>	22.891	1:02.283	<b>215</b>	32.651	1:02.691				<b>215</b>	51.582	1:02.282

# MSVR Festival Italia - Brands Hatch - 11th August 2024

## Alfa Romeo Championship

### RACE 3 - LAP CHART

LAP 6 @ 15:13:59.453			LAP 7 @ 15:14:52.898			LAP 8 @ 15:15:46.548			LAP 9 @ 15:16:39.842			LAP 10 @ 15:17:32.969		
NO	BEHIND	LAP TIME	NO	BEHIND	LAP TIME	NO	BEHIND	LAP TIME	NO	BEHIND	LAP TIME	NO	BEHIND	LAP TIME
<b>44</b>		53.381	<b>44</b>		53.445	<b>44</b>		53.650	<b>44</b>		53.294	<b>44</b>		53.127
<b>3</b>	0.714	53.368	<b>3</b>	0.937	53.668	<b>3</b>	1.549	54.262	<b>3</b>	1.687	53.432	<b>3</b>	2.287	53.727
<b>87</b>	11.542	54.782	<b>215</b>	1 Lap	1:03.135	<b>10</b>	1 Lap	1:01.615	<b>78</b>	1 Lap	1:00.879	<b>54</b>	2 Laps	1:02.386
<b>33</b>	13.101	55.218	<b>87</b>	12.845	54.748	<b>147</b>	1 Lap	1:01.768	<b>715</b>	1 Lap	1:00.943	<b>78</b>	1 Lap	59.938
<b>70</b>	13.410	55.110	<b>33</b>	14.412	54.756	<b>87</b>	14.204	55.009	<b>10</b>	1 Lap	1:00.033	<b>715</b>	1 Lap	1:00.202
<b>30</b>	27.916	57.352	<b>70</b>	14.802	54.837	<b>33</b>	16.368	55.606	<b>147</b>	1 Lap	1:00.688	<b>87</b>	18.654	56.076
<b>14</b>	29.003	58.479	<b>30</b>	31.664	57.193	<b>70</b>	16.435	55.283	<b>87</b>	15.705	54.795	<b>10</b>	1 Lap	1:00.172
<b>18</b>	29.476	58.141	<b>14</b>	33.117	57.559	<b>215</b>	1 Lap	1:04.681	<b>33</b>	18.431	55.357	<b>70</b>	19.980	54.431
<b>9</b>	32.319	57.369	<b>18</b>	33.735	57.704	<b>30</b>	35.258	57.244	<b>70</b>	18.676	55.535	<b>33</b>	21.189	55.885
<b>54</b>	1 Lap	1:05.189	<b>9</b>	36.394	57.520	<b>14</b>	37.284	57.817	<b>215</b>	1 Lap	1:03.444	<b>147</b>	1 Lap	1:01.375
<b>76</b>	38.490	59.113	<b>76</b>	43.466	58.421	<b>18</b>	37.932	57.847	<b>30</b>	39.245	57.281	<b>215</b>	1 Lap	1:04.155
<b>78</b>	45.008	59.259	<b>54</b>	1 Lap	1:01.155	<b>9</b>	40.137	57.393	<b>14</b>	41.387	57.397	<b>30</b>	44.956	58.838
<b>715</b>	46.367	59.986	<b>78</b>	51.243	59.680	<b>76</b>	49.416	59.600	<b>18</b>	41.956	57.318	<b>14</b>	46.386	58.126
<b>10</b>	50.560	1:00.373	<b>715</b>	52.813	59.891	<b>54</b>	1 Lap	1:00.540	<b>9</b>	43.791	56.948	<b>18</b>	46.932	58.103
<b>147</b>	51.754	1:00.460										<b>9</b>	47.615	56.951

# MSVR Festival Italia - Brands Hatch - 11th August 2024

## Alfa Romeo Championship

### RACE 3 - LAP CHART

LAP 11 @ 15:18:25.558			LAP 12 @ 15:19:18.430			LAP 13 @ 15:20:15.393			LAP 14 @ 15:21:09.059			LAP 15 @ 15:22:01.908		
NO	BEHIND	LAP TIME	NO	BEHIND	LAP TIME	NO	BEHIND	LAP TIME	NO	BEHIND	LAP TIME	NO	BEHIND	LAP TIME
<b>44</b>		52.589	<b>44</b>		52.872	<b>44</b>		56.963	<b>44</b>		53.666	<b>44</b>		52.849
<b>3</b>	3.683	53.985	<b>3</b>	4.040	53.229	<b>18</b>	1 Lap	57.980	<b>30</b>	1 Lap	57.550	<b>3</b>	5.698	54.808
<b>54</b>	2 Laps	1:02.102	<b>87</b>	23.203	55.065	<b>9</b>	1 Lap	59.651	<b>3</b>	3.739	54.558	<b>30</b>	1 Lap	57.270
<b>78</b>	1 Lap	1:00.164	<b>54</b>	2 Laps	1:02.857	<b>3</b>	2.847	55.770	<b>18</b>	1 Lap	57.743	<b>18</b>	1 Lap	57.869
<b>87</b>	21.010	54.945	<b>78</b>	1 Lap	1:00.902	<b>14</b>	1 Lap	1:01.687	<b>9</b>	1 Lap	57.717	<b>9</b>	1 Lap	56.920
<b>715</b>	1 Lap	59.843	<b>33</b>	27.595	55.479	<b>215</b>	2 Laps	1:05.001	<b>14</b>	1 Lap	59.689	<b>14</b>	1 Lap	59.568
<b>33</b>	24.988	56.388	<b>715</b>	1 Lap	1:00.012	<b>87</b>	21.711	55.471	<b>215</b>	2 Laps	1:03.281	<b>87</b>	25.866	55.514
<b>10</b>	1 Lap	1:01.337	<b>10</b>	1 Lap	59.628	<b>33</b>	26.057	55.425	<b>87</b>	23.201	55.156	<b>215</b>	2 Laps	1:02.789
<b>147</b>	1 Lap	1:01.337	<b>147</b>	1 Lap	1:00.696	<b>78</b>	1 Lap	59.783	<b>33</b>	27.939	55.548	<b>33</b>	30.913	55.823
<b>30</b>	50.518	58.151	<b>30</b>	54.957	57.311	<b>715</b>	1 Lap	1:00.078	<b>78</b>	1 Lap	59.677	<b>78</b>	1 Lap	59.763
<b>14</b>	51.134	57.337				<b>54</b>	2 Laps	1:02.805	<b>715</b>	1 Lap	59.830	<b>715</b>	1 Lap	59.742
<b>215</b>	1 Lap	1:04.338				<b>10</b>	1 Lap	1:00.011	<b>54</b>	2 Laps	59.749	<b>54</b>	2 Laps	59.610
<b>9</b>	52.082	57.056				<b>147</b>	1 Lap	1:00.466	<b>10</b>	1 Lap	1:00.035	<b>10</b>	1 Lap	1:00.558
<b>18</b>	52.092	57.749							<b>147</b>	1 Lap	1:00.524			

# MSVR Festival Italia - Brands Hatch - 11th August 2024

## Alfa Romeo Championship

### RACE 3 - LAP CHART

LAP 16 @ 15:22:55.091			LAP 17 @ 15:23:49.171			LAP 18 @ 15:24:43.036			LAP 19 @ 15:25:36.044			LAP 20 @ 15:26:31.724		
NO	BEHIND	LAP TIME	NO	BEHIND	LAP TIME	NO	BEHIND	LAP TIME	NO	BEHIND	LAP TIME	NO	BEHIND	LAP TIME
<b>44</b>		53.183	<b>44</b>		54.080	<b>44</b>		53.865	<b>44</b>		53.008	<b>44</b>		55.680
<b>147</b>	2 Laps	1:01.089	<b>10</b>	2 Laps	1:00.666	<b>78</b>	2 Laps	1:01.232	<b>3</b>	11.394	56.009	<b>215</b>	3 Laps	1:02.877
<b>3</b>	6.227	53.712	<b>3</b>	6.657	54.510	<b>715</b>	2 Laps	1:00.852	<b>78</b>	2 Laps	1:01.468	<b>3</b>	11.780	56.066
<b>30</b>	1 Lap	57.482	<b>147</b>	2 Laps	1:00.987	<b>54</b>	3 Laps	1:00.168	<b>715</b>	2 Laps	1:01.200	<b>78</b>	2 Laps	1:01.784
<b>18</b>	1 Lap	58.351	<b>30</b>	1 Lap	57.364	<b>3</b>	8.393	55.601	<b>54</b>	3 Laps	1:00.544	<b>715</b>	2 Laps	1:01.659
<b>9</b>	1 Lap	57.866	<b>9</b>	1 Lap	57.786	<b>10</b>	2 Laps	1:01.416	<b>10</b>	2 Laps	1:00.315	<b>54</b>	3 Laps	1:01.806
<b>14</b>	1 Lap	1:00.157	<b>18</b>	1 Lap	58.760	<b>30</b>	1 Lap	57.266	<b>30</b>	1 Lap	57.784	<b>10</b>	2 Laps	1:00.352
<b>87</b>	27.579	54.896	<b>87</b>	28.694	55.195	<b>147</b>	2 Laps	1:00.842	<b>147</b>	2 Laps	1:00.863	<b>30</b>	1 Lap	58.576
<b>33</b>	33.321	55.591	<b>14</b>	1 Lap	1:00.389	<b>9</b>	1 Lap	57.212	<b>9</b>	1 Lap	57.445	<b>9</b>	1 Lap	58.411
<b>215</b>	2 Laps	1:02.639	<b>33</b>	34.792	55.551	<b>18</b>	1 Lap	59.486	<b>87</b>	32.822	55.780	<b>147</b>	2 Laps	1:01.342
<b>78</b>	1 Lap	59.658	<b>215</b>	2 Laps	1:02.085	<b>87</b>	30.050	55.221	<b>33</b>	39.358	56.105	<b>87</b>	32.409	55.267
<b>715</b>	1 Lap	59.512				<b>33</b>	36.261	55.334	<b>14</b>	1 Lap	1:02.743	<b>33</b>	39.927	56.249
<b>54</b>	2 Laps	59.509				<b>14</b>	1 Lap	1:02.584				<b>14</b>	1 Lap	1:02.559
						<b>215</b>	2 Laps	1:02.081						



# MSVR Festival Italia - Brands Hatch - 11th August 2024

## Alfa Romeo Championship

### RACE 3 - LAP CHART

LAP 21 @ 15:27:26.593			LAP 22 @ 15:28:21.998			LAP 23 @ 15:29:16.955		
NO	BEHIND	LAP TIME	NO	BEHIND	LAP TIME	NO	BEHIND	LAP TIME
<b>44</b>		54.869	<b>44</b>		55.405	<b>44</b>		54.957
<b>3</b>	12.739	55.828	<b>14</b>	2 Laps	1:02.370	<b>3</b>	13.359	55.409
<b>215</b>	3 Laps	1:02.928	<b>3</b>	12.907	55.573	<b>14</b>	2 Laps	1:04.112
<b>78</b>	2 Laps	1:00.908	<b>215</b>	3 Laps	1:01.506	<b>215</b>	3 Laps	1:01.612
<b>715</b>	2 Laps	1:01.380	<b>78</b>	2 Laps	1:01.485	<b>78</b>	2 Laps	1:00.373
<b>54</b>	3 Laps	1:01.518	<b>715</b>	2 Laps	1:01.409	<b>30</b>	1 Lap	58.580
<b>30</b>	1 Lap	58.919	<b>54</b>	3 Laps	1:01.461	<b>87</b>	35.937	55.607
<b>10</b>	2 Laps	1:02.035	<b>30</b>	1 Lap	58.324	<b>715</b>	2 Laps	1:00.838
<b>9</b>	1 Lap	57.744	<b>87</b>	35.287	57.628	<b>54</b>	3 Laps	1:01.618
<b>87</b>	33.064	55.524	<b>9</b>	1 Lap	1:00.304	<b>9</b>	1 Lap	57.154
<b>147</b>	2 Laps	1:00.924	<b>10</b>	2 Laps	1:01.754	<b>33</b>	42.861	55.761
<b>33</b>	41.102	56.044	<b>33</b>	42.057	56.360	<b>10</b>	2 Laps	1:01.225
			<b>147</b>	2 Laps	1:01.723	<b>147</b>	2 Laps	1:00.663

# MSVR Festival Italia - Brands Hatch - 11th August 2024

## Alfa Romeo Championship

### RACE 3 - POSITION CHART

No	Name	Lap																							
		Pos	1	2	3	4	5	6	7	8	9	10	11	12	13	14	15	16	17	18	19	20	21	22	23
57	McMAHON	1	44	44	44	44	44	44	44	44	44	44	44	44	44	44	44	44	44	44	44	44	44	44	44
44	DEEKS	2	3	3	3	3	3	3	3	3	3	3	3	3	3	3	3	3	3	3	3	3	3	3	3
3	PENN	3	87	87	87	87	87	87	87	87	87	87	87	87	87	87	87	87	87	87	87	87	87	87	87
70	HILTON	4	33	33	33	33	33	33	33	33	33	70	33	33	33	33	33	33	33	33	33	33	33	33	33
87	BERRY	5	70	70	70	70	70	70	70	70	70	33	30	30	30	30	30	30	30	30	30	30	30	30	30
33	BROOME	6	14	14	14	14	14	30	30	30	30	30	14	18	18	18	18	9	9	9	9	9	9	9	9
79	MESSENGER	7	30	18	18	30	30	14	14	14	14	14	9	9	9	9	9	18	18	14	14	14	14	14	14
14	PAGE	8	18	30	30	18	18	18	18	18	18	18	18	14	14	14	14	14	14	78	78	78	78	78	78
9	FORD	9	76	9	9	9	9	9	9	9	9	9	78	78	78	78	78	78	78	715	715	715	715	715	715
18	BIGNELL	10	9	76	76	76	76	76	76	76	76	78	78	715	715	715	715	715	715	10	10	10	10	10	10
30	DENNIS	11	54	54	54	78	78	78	78	78	78	715	715	10	10	10	10	10	10	10	147	147	147	147	147
23	FORD	12	78	78	78	715	715	715	715	715	10	10	147	147	147	147	147	147	147	147	215	215	215	215	215
76	DI GENNARO	13	715	715	715	10	10	10	10	10	10	147	147	215	215	215	215	215	215	215	54	54	54	54	54
78	ROBINSON	14	10	10	10	147	147	147	147	147	147	215	215	54	54	54	54	54	54	54	54	54	54	54	54
54	NORMAN	15	147	147	147	215	215	215	215	215	54	54													
715	POWELL	16	215	215	215	54	54	54	54	54															
147	WALKER	17																							
215	LAUDAGE	18																							
10	JACKSON	19																							

# MSVR Festival Italia - Brands Hatch - 11th August 2024

## Alfa Romeo Championship

### RACE 3 - LAP ANALYSIS

DIFF = Difference To Personal Best Lap

P1 44 Steve DEEKS				
LAP	LAP TIME	DIFF	MPH	TIME OF DAY
1 -	1:00.250	7.661	72.17	15:09:33.513
2 -	53.300	0.711	81.58	15:10:26.813
3 -	52.931	0.342	82.15	15:11:19.744
4 -	53.178	0.589	81.77	15:12:12.922
5 -	53.150	0.561	81.81	15:13:06.072
6 -	53.381	0.792	81.46	15:13:59.453
7 -	53.445	0.856	81.36	15:14:52.898
8 -	53.650	1.061	81.05	15:15:46.548
9 -	53.294	0.705	81.59	15:16:39.842
10 -	53.127	0.538	81.85	15:17:32.969
<b>11 -</b>	<b>52.589 (1)</b>		<b>82.69</b>	<b>15:18:25.558</b>
12 -	52.872 (3)	0.283	82.24	15:19:18.430
13 -	56.963	4.374	76.34	15:20:15.393
14 -	53.666	1.077	81.03	15:21:09.059
15 -	52.849 (2)	0.260	82.28	15:22:01.908
16 -	53.183	0.594	81.76	15:22:55.091
17 -	54.080	1.491	80.41	15:23:49.171
18 -	53.865	1.276	80.73	15:24:43.036
19 -	53.008	0.419	82.03	15:25:36.044
20 -	55.680	3.091	78.09	15:26:31.724
21 -	54.869	2.280	79.25	15:27:26.593
22 -	55.405	2.816	78.48	15:28:21.998
23 -	54.957	2.368	79.12	15:29:16.955

P2 3 Lee PENN				
LAP	LAP TIME	DIFF	MPH	TIME OF DAY
1 -	1:00.599	7.739	71.75	15:09:33.862
2 -	53.549	0.689	81.20	15:10:27.411
3 -	53.512	0.652	81.26	15:11:20.923
<b>4 -</b>	<b>52.860 (1)</b>		<b>82.26</b>	<b>15:12:13.783</b>
5 -	53.016 (2)	0.156	82.02	15:13:06.799
6 -	53.368	0.508	81.48	15:14:00.167
7 -	53.668	0.808	81.02	15:14:53.835
8 -	54.262	1.402	80.14	15:15:48.097
9 -	53.432	0.572	81.38	15:16:41.529
10 -	53.727	0.867	80.93	15:17:35.256
11 -	53.985	1.125	80.55	15:18:29.241
12 -	53.229 (3)	0.369	81.69	15:19:22.470
13 -	55.770	2.910	77.97	15:20:18.240
14 -	54.558	1.698	79.70	15:21:12.798
15 -	54.808	1.948	79.34	15:22:07.606
16 -	53.712	0.852	80.96	15:23:01.318
17 -	54.510	1.650	79.77	15:23:55.828
18 -	55.601	2.741	78.21	15:24:51.429
19 -	56.009	3.149	77.64	15:25:47.438
20 -	56.066	3.206	77.56	15:26:43.504
21 -	55.828	2.968	77.89	15:27:39.332
22 -	55.573	2.713	78.25	15:28:34.905
23 -	55.409	2.549	78.48	15:29:30.314

P3 87 Jack BERRY				
LAP	LAP TIME	DIFF	MPH	TIME OF DAY
1 -	1:02.489	7.813	69.58	15:09:35.752
<b>2 -</b>	<b>54.676 (1)</b>		<b>79.53</b>	<b>15:10:30.428</b>
3 -	55.020	0.344	79.03	15:11:25.448
4 -	55.478	0.802	78.38	15:12:20.926
5 -	55.287	0.611	78.65	15:13:16.213
6 -	54.782 (3)	0.106	79.38	15:14:10.995
7 -	54.748 (2)	0.072	79.42	15:15:05.743
8 -	55.009	0.333	79.05	15:16:00.752
9 -	54.795	0.119	79.36	15:16:55.547

DIFF = Difference To Personal Best Lap

10 -	56.076	1.400	77.54	15:17:51.623
11 -	54.945	0.269	79.14	15:18:46.568
12 -	55.065	0.389	78.97	15:19:41.633
13 -	55.471	0.795	78.39	15:20:37.104
14 -	55.156	0.480	78.84	15:21:32.260
15 -	55.514	0.838	78.33	15:22:27.774
16 -	54.896	0.220	79.21	15:23:22.670
17 -	55.195	0.519	78.78	15:24:17.865
18 -	55.221	0.545	78.74	15:25:13.086
19 -	55.780	1.104	77.95	15:26:08.866
20 -	55.267	0.591	78.68	15:27:04.133
21 -	55.524	0.848	78.31	15:27:59.657
22 -	57.628	2.952	75.45	15:28:57.285
23 -	55.607	0.931	78.20	15:29:52.892

P4 33 Toby BROOME				
LAP	LAP TIME	DIFF	MPH	TIME OF DAY
1 -	1:03.385	8.629	68.60	15:09:36.648
2 -	55.894	1.138	77.80	15:10:32.542
3 -	55.084	0.328	78.94	15:11:27.626
4 -	54.943 (3)	0.187	79.14	15:12:22.569
5 -	54.767 (2)	0.011	79.40	15:13:17.336
6 -	55.218	0.462	78.75	15:14:12.554
<b>7 -</b>	<b>54.756 (1)</b>		<b>79.41</b>	<b>15:15:07.310</b>
8 -	55.606	0.850	78.20	15:16:02.916
9 -	55.357	0.601	78.55	15:16:58.273
10 -	55.885	1.129	77.81	15:17:54.158
11 -	56.388	1.632	77.11	15:18:50.546
12 -	55.479	0.723	78.38	15:19:46.025
13 -	55.425	0.669	78.45	15:20:41.450
14 -	55.548	0.792	78.28	15:21:36.998
15 -	55.823	1.067	77.89	15:22:32.821
16 -	55.591	0.835	78.22	15:23:28.412
17 -	55.551	0.795	78.28	15:24:23.963
18 -	55.334	0.578	78.58	15:25:19.297
19 -	56.105	1.349	77.50	15:26:15.402
20 -	56.249	1.493	77.30	15:27:11.651
21 -	56.044	1.288	77.59	15:28:07.695
22 -	56.360	1.604	77.15	15:29:04.055
23 -	55.761	1.005	77.98	15:29:59.816

P5 30 Stacey DENNIS				
LAP	LAP TIME	DIFF	MPH	TIME OF DAY
1 -	1:06.495	9.302	65.39	15:09:39.758
2 -	58.034	0.841	74.93	15:10:37.792
3 -	57.603	0.410	75.49	15:11:35.395
4 -	57.363	0.170	75.80	15:12:32.758
5 -	57.259 (3)	0.066	75.94	15:13:30.017
6 -	57.352	0.159	75.82	15:14:27.369
<b>7 -</b>	<b>57.193 (1)</b>		<b>76.03</b>	<b>15:15:24.562</b>
8 -	57.244 (2)	0.051	75.96	15:16:21.806
9 -	57.281	0.088	75.91	15:17:19.087
10 -	58.838	1.645	73.90	15:18:17.925
11 -	58.151	0.958	74.78	15:19:16.076
12 -	57.311	0.118	75.87	15:20:13.387
13 -	57.550	0.357	75.56	15:21:10.937
14 -	57.270	0.077	75.93	15:22:08.207
15 -	57.482	0.289	75.65	15:23:05.689
16 -	57.364	0.171	75.80	15:24:03.053
17 -	57.266	0.073	75.93	15:25:00.319
18 -	57.784	0.591	75.25	15:25:58.103
19 -	58.576	1.383	74.23	15:26:56.679
20 -	58.919	1.726	73.80	15:27:55.598
21 -	58.324	1.131	74.55	15:28:53.922

# MSVR Festival Italia - Brands Hatch - 11th August 2024

## Alfa Romeo Championship

### RACE 3 - LAP ANALYSIS

DIFF = Difference To Personal Best Lap

22 - 58.580 1.387 74.23 15:29:52.502

#### P6 9 Richard FORD

LAP	LAP TIME	DIFF	MPH	TIME OF DAY
1 -	1:08.295	11.375	63.67	15:09:41.558
2 -	58.832	1.912	73.91	15:10:40.390
3 -	58.262	1.342	74.63	15:11:38.652
4 -	57.294	0.374	75.89	15:12:35.946
5 -	58.457	1.537	74.38	15:13:34.403
6 -	57.369	0.449	75.80	15:14:31.772
7 -	57.520	0.600	75.60	15:15:29.292
8 -	57.393	0.473	75.76	15:16:26.685
9 -	56.948 (2)	0.028	76.36	15:17:23.633
10 -	56.951 (3)	0.031	76.35	15:18:20.584
11 -	57.056	0.136	76.21	15:19:17.640
12 -	59.651	2.731	72.90	15:20:17.291
13 -	57.717	0.797	75.34	15:21:15.008
<b>14 -</b>	<b>56.920 (1)</b>		<b>76.39</b>	<b>15:22:11.928</b>
15 -	57.866	0.946	75.14	15:23:09.794
16 -	57.786	0.866	75.25	15:24:07.580
17 -	57.212	0.292	76.00	15:25:04.792
18 -	57.445	0.525	75.70	15:26:02.237
19 -	58.411	1.491	74.44	15:27:00.648
20 -	57.744	0.824	75.30	15:27:58.392
21 -	1:00.304	3.384	72.11	15:28:58.696
22 -	57.154	0.234	76.08	15:29:55.850

#### P7 14 Andy PAGE

LAP	LAP TIME	DIFF	MPH	TIME OF DAY
1 -	1:05.842	8.505	66.04	15:09:39.105
2 -	57.908	0.571	75.09	15:10:37.013
3 -	57.750	0.413	75.30	15:11:34.763
4 -	57.454 (3)	0.117	75.68	15:12:32.217
5 -	57.760	0.423	75.28	15:13:29.977
6 -	58.479	1.142	74.36	15:14:28.456
7 -	57.559	0.222	75.55	15:15:26.015
8 -	57.817	0.480	75.21	15:16:23.832
9 -	57.397 (2)	0.060	75.76	15:17:21.229
10 -	58.126	0.789	74.81	15:18:19.355
<b>11 -</b>	<b>57.337 (1)</b>		<b>75.84</b>	<b>15:19:16.692</b>
12 -	1:01.687	4.350	70.49	15:20:18.379
13 -	59.689	2.352	72.85	15:21:18.068
14 -	59.568	2.231	73.00	15:22:17.636
15 -	1:00.157	2.820	72.28	15:23:17.793
16 -	1:00.389	3.052	72.00	15:24:18.182
17 -	1:02.584	5.247	69.48	15:25:20.766
18 -	1:02.743	5.406	69.30	15:26:23.509
19 -	1:02.559	5.222	69.51	15:27:26.068
20 -	1:02.370	5.033	69.72	15:28:28.438
21 -	1:04.112	6.775	67.82	15:29:32.550

#### P8 78 Edward ROBINSON

LAP	LAP TIME	DIFF	MPH	TIME OF DAY
1 -	1:10.956	11.697	61.28	15:09:44.219
2 -	59.943	0.684	72.54	15:10:44.162
3 -	1:00.343	1.084	72.06	15:11:44.505
4 -	1:00.767	1.508	71.56	15:12:45.272
5 -	59.930	0.671	72.56	15:13:45.202
<b>6 -</b>	<b>59.259 (1)</b>		<b>73.38</b>	<b>15:14:44.461</b>
7 -	59.680	0.421	72.86	15:15:44.141
8 -	1:00.879	1.620	71.43	15:16:45.020
9 -	59.938	0.679	72.55	15:17:44.958
10 -	1:00.164	0.905	72.27	15:18:45.122

DIFF = Difference To Personal Best Lap

11 - 1:00.902 1.643 71.40 15:19:46.024  
 12 - 59.783 0.524 72.73 15:20:45.807  
 13 - 59.677 (3) 0.418 72.86 15:21:45.484  
 14 - 59.763 0.504 72.76 15:22:45.247  
 15 - 59.658 (2) 0.399 72.89 15:23:44.905  
 16 - 1:01.232 1.973 71.01 15:24:46.137  
 17 - 1:01.468 2.209 70.74 15:25:47.605  
 18 - 1:01.784 2.525 70.38 15:26:49.389  
 19 - 1:00.908 1.649 71.39 15:27:50.297  
 20 - 1:01.485 2.226 70.72 15:28:51.782  
 21 - 1:00.373 1.114 72.02 15:29:52.155

#### P9 715 James POWELL

LAP	LAP TIME	DIFF	MPH	TIME OF DAY
1 -	1:11.290	11.778	60.99	15:09:44.553
2 -	1:00.089	0.577	72.36	15:10:44.642
3 -	1:00.613	1.101	71.74	15:11:45.255
4 -	1:00.238	0.726	72.19	15:12:45.493
5 -	1:00.341	0.829	72.06	15:13:45.834
6 -	59.986	0.474	72.49	15:14:45.820
7 -	59.891	0.379	72.60	15:15:45.711
8 -	1:00.943	1.431	71.35	15:16:46.654
9 -	1:00.202	0.690	72.23	15:17:46.856
10 -	59.843	0.331	72.66	15:18:46.699
11 -	1:00.012	0.500	72.46	15:19:46.711
12 -	1:00.078	0.566	72.38	15:20:46.789
13 -	59.830 (3)	0.318	72.68	15:21:46.619
14 -	59.742 (2)	0.230	72.78	15:22:46.361
<b>15 -</b>	<b>59.512 (1)</b>		<b>73.07</b>	<b>15:23:45.873</b>
16 -	1:00.852	1.340	71.46	15:24:46.725
17 -	1:01.200	1.688	71.05	15:25:47.925
18 -	1:01.659	2.147	70.52	15:26:49.584
19 -	1:01.380	1.868	70.84	15:27:50.964
20 -	1:01.409	1.897	70.81	15:28:52.373
21 -	1:00.838	1.326	71.47	15:29:53.211

#### P10 10 Garry JACKSON

LAP	LAP TIME	DIFF	MPH	TIME OF DAY
1 -	1:12.364	12.736	60.09	15:09:45.627
2 -	1:01.777	2.149	70.39	15:10:47.404
3 -	1:00.977	1.349	71.31	15:11:48.381
4 -	1:00.682	1.054	71.66	15:12:49.063
5 -	1:00.577	0.949	71.78	15:13:49.640
6 -	1:00.373	0.745	72.02	15:14:50.013
7 -	1:01.615	1.987	70.57	15:15:51.628
8 -	1:00.033 (3)	0.405	72.43	15:16:51.661
9 -	1:00.172	0.544	72.26	15:17:51.833
10 -	1:01.337	1.709	70.89	15:18:53.170
<b>11 -</b>	<b>59.628 (1)</b>		<b>72.92</b>	<b>15:19:52.798</b>
12 -	1:00.011 (2)	0.383	72.46	15:20:52.809
13 -	1:00.035	0.407	72.43	15:21:52.844
14 -	1:00.558	0.930	71.80	15:22:53.402
15 -	1:00.666	1.038	71.68	15:23:54.068
16 -	1:01.416	1.788	70.80	15:24:55.484
17 -	1:00.315	0.687	72.09	15:25:55.799
18 -	1:00.352	0.724	72.05	15:26:56.151
19 -	1:02.035	2.407	70.09	15:27:58.186
20 -	1:01.754	2.126	70.41	15:28:59.940
21 -	1:01.225	1.597	71.02	15:30:01.165

#### P11 147 Paul WALKER

LAP	LAP TIME	DIFF	MPH	TIME OF DAY
1 -	1:13.334	12.874	59.29	15:09:46.597

# MSVR Festival Italia - Brands Hatch - 11th August 2024

## Alfa Romeo Championship

### RACE 3 - LAP ANALYSIS

DIFF = Difference To Personal Best Lap

2 -	1:01.462	1.002	70.75	15:10:48.059
3 -	1:01.315	0.855	70.92	15:11:49.374
4 -	1:00.616	0.156	71.74	15:12:49.990
5 -	1:00.757	0.297	71.57	15:13:50.747
<b>6 -</b>	<b>1:00.460 (1)</b>		<b>71.92</b>	<b>15:14:51.207</b>
7 -	1:01.768	1.308	70.40	15:15:52.975
8 -	1:00.688	0.228	71.65	15:16:53.663
9 -	1:01.375	0.915	70.85	15:17:55.038
10 -	1:01.337	0.877	70.89	15:18:56.375
11 -	1:00.696	0.236	71.64	15:19:57.071
12 -	1:00.466 (2)	0.006	71.91	15:20:57.537
13 -	1:00.524 (3)	0.064	71.84	15:21:58.061
14 -	1:01.089	0.629	71.18	15:22:59.150
15 -	1:00.987	0.527	71.30	15:24:00.137
16 -	1:00.842	0.382	71.47	15:25:00.979
17 -	1:00.863	0.403	71.44	15:26:01.842
18 -	1:01.342	0.882	70.89	15:27:03.184
19 -	1:00.924	0.464	71.37	15:28:04.108
20 -	1:01.723	1.263	70.45	15:29:05.831
21 -	1:00.663	0.203	71.68	15:30:06.494

#### P12 215 Thomas LAUDAGE

LAP	LAP TIME	DIFF	MPH	TIME OF DAY
1 -	1:14.158	12.652	58.63	15:09:47.421
2 -	1:02.283	0.777	69.82	15:10:49.704
3 -	1:02.691	1.185	69.36	15:11:52.395
4 -	1:02.977	1.471	69.05	15:12:55.372
5 -	1:02.282	0.776	69.82	15:13:57.654
6 -	1:03.135	1.629	68.87	15:15:00.789
7 -	1:04.681	3.175	67.23	15:16:05.470
8 -	1:03.444	1.938	68.54	15:17:08.914
9 -	1:04.155	2.649	67.78	15:18:13.069
10 -	1:04.338	2.832	67.58	15:19:17.407
11 -	1:05.001	3.495	66.90	15:20:22.408
12 -	1:03.281	1.775	68.71	15:21:25.689
13 -	1:02.789	1.283	69.25	15:22:28.478
14 -	1:02.639	1.133	69.42	15:23:31.117
15 -	1:02.085	0.579	70.04	15:24:33.202
16 -	1:02.081 (3)	0.575	70.04	15:25:35.283
17 -	1:02.877	1.371	69.16	15:26:38.160
18 -	1:02.928	1.422	69.10	15:27:41.088
<b>19 -</b>	<b>1:01.506 (1)</b>		<b>70.70</b>	<b>15:28:42.594</b>
20 -	1:01.612 (2)	0.106	70.58	15:29:44.206

#### P13 54 Adrian NORMAN

LAP	LAP TIME	DIFF	MPH	TIME OF DAY
1 -	1:10.256	10.747	61.89	15:09:43.519
2 -	1:00.348	0.839	72.05	15:10:43.867
3 -	1:00.210	0.701	72.22	15:11:44.077
4 -	1:47.448 P	47.939	40.47	15:13:31.525
5 -	1:05.189	5.680	66.70	15:14:36.714
6 -	1:01.155	1.646	71.10	15:15:37.869
7 -	1:00.540	1.031	71.83	15:16:38.409
8 -	1:02.386	2.877	69.70	15:17:40.795
9 -	1:02.102	2.593	70.02	15:18:42.897
10 -	1:02.857	3.348	69.18	15:19:45.754
11 -	1:02.805	3.296	69.23	15:20:48.559
12 -	59.749 (3)	0.240	72.78	15:21:48.308
13 -	59.610 (2)	0.101	72.95	15:22:47.918
<b>14 -</b>	<b>59.509 (1)</b>		<b>73.07</b>	<b>15:23:47.427</b>
15 -	1:00.168	0.659	72.27	15:24:47.595
16 -	1:00.544	1.035	71.82	15:25:48.139
17 -	1:01.806	2.297	70.35	15:26:49.945
18 -	1:01.518	2.009	70.68	15:27:51.463

DIFF = Difference To Personal Best Lap

19 -	1:01.461	1.952	70.75	15:28:52.924
20 -	1:01.618	2.109	70.57	15:29:54.542

#### P14 18 Nathan BIGNELL

LAP	LAP TIME	DIFF	MPH	TIME OF DAY
1 -	1:06.518	9.200	65.37	15:09:39.781
2 -	57.854	0.536	75.16	15:10:37.635
3 -	57.498 (2)	0.180	75.63	15:11:35.133
4 -	57.792	0.474	75.24	15:12:32.925
5 -	57.863	0.545	75.15	15:13:30.788
6 -	58.141	0.823	74.79	15:14:28.929
7 -	57.704 (3)	0.386	75.36	15:15:26.633
8 -	57.847	0.529	75.17	15:16:24.480
<b>9 -</b>	<b>57.318 (1)</b>		<b>75.86</b>	<b>15:17:21.798</b>
10 -	58.103	0.785	74.84	15:18:19.901
11 -	57.749	0.431	75.30	15:19:17.650
12 -	57.980	0.662	75.00	15:20:15.630
13 -	57.743	0.425	75.30	15:21:13.373
14 -	57.869	0.551	75.14	15:22:11.242
15 -	58.351	1.033	74.52	15:23:09.593
16 -	58.760	1.442	74.00	15:24:08.353
17 -	59.486	2.168	73.10	15:25:07.839

#### P15 70 Mike HILTON

LAP	LAP TIME	DIFF	MPH	TIME OF DAY
1 -	1:03.886	9.455	68.06	15:09:37.149
2 -	55.583	1.152	78.23	15:10:32.732
3 -	55.233	0.802	78.73	15:11:27.965
4 -	55.231	0.800	78.73	15:12:23.196
5 -	54.557 (2)	0.126	79.70	15:13:17.753
6 -	55.110	0.679	78.90	15:14:12.863
7 -	54.837 (3)	0.406	79.30	15:15:07.700
8 -	55.283	0.852	78.66	15:16:02.983
9 -	55.535	1.104	78.30	15:16:58.518
<b>10 -</b>	<b>54.431 (1)</b>		<b>79.89</b>	<b>15:17:52.949</b>

#### P16 76 Giovanni DI GENNARO

LAP	LAP TIME	DIFF	MPH	TIME OF DAY
1 -	1:07.972	9.551	63.97	15:09:41.235
2 -	1:00.448	2.027	71.93	15:10:41.683
3 -	59.299	0.878	73.33	15:11:40.982
4 -	59.088 (3)	0.667	73.59	15:12:40.070
5 -	58.760 (2)	0.339	74.00	15:13:38.830
6 -	59.113	0.692	73.56	15:14:37.943
<b>7 -</b>	<b>58.421 (1)</b>		<b>74.43</b>	<b>15:15:36.364</b>
8 -	59.600	1.179	72.96	15:16:35.964

# MSVR Festival Italia - Brands Hatch - 11th August 2024

## Alfa Romeo Championship

### RACE 3 - STATISTICS

**Competitors Started** 16  
**Planned Start** 2024-08-11 @ 14:55:00.000  
**Actual Start** 2024-08-11 @ 15:08:33.262  
**Finish Time** 2024-08-11 @ 15:29:16.491  
**Track Length** 1.2079mi.  
**Total Laps** 316  
**Total Distance Covered** 381.7108mi.

#### Session Fastest Lap History

NO	CL	NAME	LAP TIME	TIME OF DAY	LAP	VEHICLE
44	M	Steve DEEKS	<b>1:00.250</b>	15:09:33.528	1	Alfa Romeo 4C
44	M	Steve DEEKS	<b>53.300</b>	15:10:26.829	2	Alfa Romeo 4C
44	M	Steve DEEKS	<b>52.931</b>	15:11:19.766	3	Alfa Romeo 4C
3	M	Lee PENN	<b>52.860</b>	15:12:13.791	4	Alfa Romeo 33
44	M	Steve DEEKS	<b>52.589</b>	15:18:25.575	11	Alfa Romeo 4C

#### Session Leader History

NO	CL	NAME	FROM LAP	LAPS LED	DISTANCE	VEHICLE
44	M	Steve DEEKS	1	23	27.78 miles	Alfa Romeo 4C

#### Flag History

TYPE	TIME OF DAY
GREEN	15:08:33.262
FINISH	15:29:16.491

#### Flag Statistics

TYPE	COUNT	TOTAL LAPS	TOTAL TIME
Green	1	23	21:40.968
Red	0	0	0.000
Safety Car	0	0	0.000
FCY	0	0	0.000

# MSVR Festival Italia - Brands Hatch - 11th August 2024

## Alfa Romeo Championship

### RACE 3 - STATISTICS

CLASS : M

7 Starters

#### Fastest Lap History

NO	NAME	LAP TIME	TIME OF DAY	LAP	VEHICLE
44	Steve DEEKS	1:00.250	15:09:33.528	1	Alfa Romeo 4C
44	Steve DEEKS	53.300	15:10:26.829	2	Alfa Romeo 4C
44	Steve DEEKS	52.931	15:11:19.766	3	Alfa Romeo 4C
3	Lee PENN	52.860	15:12:13.791	4	Alfa Romeo 33
44	Steve DEEKS	52.589	15:18:25.575	11	Alfa Romeo 4C

#### Leader History

NO	NAME	FROM LAP	LAPS LED	DISTANCE	VEHICLE
44	Steve DEEKS	1	23	27.78 miles	Alfa Romeo 4C

# MSVR Festival Italia - Brands Hatch - 11th August 2024

## Alfa Romeo Championship

### RACE 3 - STATISTICS

CLASS : PT

4 Starters

#### Fastest Lap History

NO	NAME	LAP TIME	TIME OF DAY	LAP	VEHICLE
33	Toby BROOME	<b>1:03.385</b>	15:09:36.662	1	Alfa Romeo 156
33	Toby BROOME	<b>55.894</b>	15:10:32.556	2	Alfa Romeo 156
33	Toby BROOME	<b>55.084</b>	15:11:27.639	3	Alfa Romeo 156
33	Toby BROOME	<b>54.943</b>	15:12:22.581	4	Alfa Romeo 156
33	Toby BROOME	<b>54.767</b>	15:13:17.348	5	Alfa Romeo 156
33	Toby BROOME	<b>54.756</b>	15:15:07.323	7	Alfa Romeo 156

#### Leader History

NO	NAME	FROM LAP	LAPS LED	DISTANCE	VEHICLE
33	Toby BROOME	1	23	27.78 miles	Alfa Romeo 156



# MSVR Festival Italia - Brands Hatch - 11th August 2024

## Alfa Romeo Championship

### RACE 3 - STATISTICS

CLASS : TS

5 Starters

#### Fastest Lap History

NO	NAME	LAP TIME	TIME OF DAY	LAP	VEHICLE
54	Adrian NORMAN	1:10.256	15:09:43.535	1	Alfa Romeo 147
54	Adrian NORMAN	1:00.348	15:10:43.883	2	Alfa Romeo 147
78	Edward ROBINSON	59.943	15:10:44.162	2	Alfa Romeo 156 Twin Spark 2.0
78	Edward ROBINSON	59.930	15:13:45.202	5	Alfa Romeo 156 Twin Spark 2.0
78	Edward ROBINSON	59.259	15:14:44.461	6	Alfa Romeo 156 Twin Spark 2.0

#### Leader History

NO	NAME	FROM LAP	LAPS LED	DISTANCE	VEHICLE
54	Adrian NORMAN	1	3	3.62 miles	Alfa Romeo 147
78	Edward ROBINSON	4	18	21.74 miles	Alfa Romeo 156 Twin Spark 2.0

MSVR Festival Italia - Brands Hatch - 11th August 2024

Alfa Romeo Championship

RACE 6 - GRID (20 minutes) - AMENDED



ROW 7	13	<b>57</b> Barry McMAHON	14	<b>23</b> James FORD	
ROW 6		11	<b>215</b> Thomas LAUDAGE	12	<b>18</b> Nathan BIGNELL
ROW 5	9	<b>10</b> Garry JACKSON	10	<b>147</b> Paul WALKER	
ROW 4		7	<b>78</b> Edward ROBINSON	8	<b>715</b> James POWELL
ROW 3	5	<b>9</b> Richard FORD	6	<b>14</b> Andy PAGE	
ROW 2		3	<b>33</b> Toby BROOME	4	<b>30</b> Stacey DENNIS
ROW 1	1	<b>44</b> Steve DEEKS	2	<b>87</b> Jack BERRY	
<b>Pole</b>					

**Comments:**  
Cars 3, 54, 70, 76, 79 withdrawn

These results are provisional until the conclusion of any judicial and technical matters.

Brands Hatch Indy: 1.2079 miles

Clerk Of Course: Joe East

Stewards:

Timekeeper: Richard Lomax




# MSVR Festival Italia - Brands Hatch - 11th August 2024

## Alfa Romeo Championship

### RACE 6 - CLASSIFICATION

Race Distance: 22 Laps / 26.57 miles



POS	NO	CL	PIC	NAME	ENTRY	LAPS	TIME	GAP	DIFF	MPH	BEST	ON	GRD	↑↓
1	44	M	1	Steve DEEKS	Alfa Romeo 4C	22	20:06.627			79.28	53.748	18	1	0
2	87	M	2	Jack BERRY	Alfa Romeo MiTo	22	20:25.965	19.338	19.338	78.03	54.775	18	2	0
3	33	PT	1	Toby BROOME	Alfa Romeo 156	22	20:29.881	23.254	3.916	77.78	54.728	17	3	0
4	9	PT	2	Richard FORD	Alfa Romeo GT	21	20:25.070	1 Lap	1 Lap	74.54	57.279	20	5	1
5	14	M	3	Andy PAGE	Alfa Romeo Giulietta 116	21	20:34.080	1 Lap	9.010	73.99	56.834	7	6	1
6	30	PT	3	Stacey DENNIS	Alfa Romeo Giulietta	21	20:44.492	1 Lap	10.412	73.37	57.940	8	4	-2
7	18	PT	4	Nathan BIGNELL	Alfa Romeo 33	21	21:03.473	1 Lap	18.981	72.27	59.055	14	12	5
8	215	M	4	Thomas LAUDAGE	Alfa Romeo 4C	21	21:03.615	1 Lap	0.142	72.26	58.969	16	11	3
9	78	TS	1	Edward ROBINSON	Alfa Romeo 156 Twin Spark 2.0	20	20:11.337	2 Laps	1 Lap	71.79	59.326	8	7	-2
10	715	TS	2	James POWELL	Alfa Romeo 147	20	20:16.513	2 Laps	5.176	71.49	59.618	6	8	-2
11	10	TS	3	Garry JACKSON	Alfa Romeo 156	20	20:26.900	2 Laps	10.387	70.88	1:00.331	16	9	-2
12	147	TS	4	Paul WALKER	Alfa Romeo 147	20	20:27.549	2 Laps	0.649	70.85	1:00.029	18	10	-2

#### NOT CLASSIFIED

DNF	23	PT		James FORD	Alfa Romeo 156	7	7:04.300	15 Laps	13 Laps	71.74	58.388	5	14	
-----	----	----	--	------------	----------------	---	----------	---------	---------	-------	--------	---	----	--

#### NOT STARTED

NS	57	M		Barry McMAHON	Alfa Romeo Giulia Quadrifoglio									13
----	----	---	--	---------------	--------------------------------	--	--	--	--	--	--	--	--	----

#### FASTEST LAP

44	M			Steve DEEKS	Alfa Romeo 4C	18	53.748			80.90 mph	130.20 kph			
33	PT			Toby BROOME	Alfa Romeo 156	17	54.728			79.45 mph	127.87 kph			
78	TS			Edward ROBINSON	Alfa Romeo 156 Twin Spark 2.0	8	59.326			73.30 mph	117.96 kph			

Weather / Track : Sunny / Dry

These results are provisional until the conclusion of any judicial and technical matters.

Date: 11/08/2024 Start: 17:26 Finish: 17:46

Brands Hatch Indy: 1.2079 miles

Clerk Of Course: Joe East

Stewards:

Timekeeper: Richard Lomax



# MSVR Festival Italia - Brands Hatch - 11th August 2024

## Alfa Romeo Championship

### RACE 6 - LAP CHART

LAP 1 @ 17:27:46.953			LAP 2 @ 17:28:41.437			LAP 3 @ 17:29:36.298			LAP 4 @ 17:30:31.588			LAP 5 @ 17:31:26.428		
NO	BEHIND	LAP TIME	NO	BEHIND	LAP TIME	NO	BEHIND	LAP TIME	NO	BEHIND	LAP TIME	NO	BEHIND	LAP TIME
<b>44</b>		59.941	<b>44</b>		54.484	<b>44</b>		54.861	<b>44</b>		55.290	<b>44</b>		54.840
<b>87</b>	1.527	1:01.468	<b>87</b>	2.660	55.617	<b>87</b>	3.299	55.500	<b>87</b>	3.520	55.511	<b>87</b>	4.081	55.401
<b>33</b>	2.761	1:02.702	<b>33</b>	4.074	55.797	<b>33</b>	4.525	55.312	<b>33</b>	5.315	56.080	<b>33</b>	6.101	55.626
<b>9</b>	5.946	1:05.887	<b>9</b>	10.274	58.812	<b>9</b>	14.236	58.823	<b>9</b>	17.347	58.401	<b>9</b>	20.733	58.226
<b>30</b>	6.705	1:06.646	<b>30</b>	10.508	58.287	<b>30</b>	14.488	58.841	<b>30</b>	17.814	58.616	<b>30</b>	21.194	58.220
<b>14</b>	8.428	1:08.369	<b>14</b>	12.632	58.688	<b>14</b>	16.855	59.084	<b>14</b>	20.077	58.512	<b>14</b>	24.452	59.215
<b>23</b>	9.265	1:09.206	<b>23</b>	13.223	58.442	<b>23</b>	18.156	59.794	<b>23</b>	22.257	59.391	<b>23</b>	25.805	58.388
<b>78</b>	9.497	1:09.438	<b>215</b>	15.353	59.283	<b>215</b>	19.833	59.341	<b>215</b>	24.572	1:00.029	<b>215</b>	29.793	1:00.061
<b>215</b>	10.554	1:10.495	<b>78</b>	15.488	1:00.475	<b>78</b>	21.474	1:00.847	<b>18</b>	27.100	1:00.641	<b>18</b>	31.832	59.572
<b>10</b>	10.809	1:10.750	<b>18</b>	16.548	59.567	<b>18</b>	21.749	1:00.062	<b>78</b>	27.929	1:01.745	<b>78</b>	32.863	59.774
<b>18</b>	11.465	1:11.406	<b>10</b>	18.621	1:02.296	<b>10</b>	25.306	1:01.546	<b>715</b>	30.210	1:00.029	<b>715</b>	35.411	1:00.041
<b>715</b>	11.699	1:11.640	<b>715</b>	19.031	1:01.816	<b>715</b>	25.471	1:01.301	<b>10</b>	31.092	1:01.076	<b>10</b>	36.856	1:00.604
<b>147</b>	12.994	1:12.935	<b>147</b>	19.518	1:01.008	<b>147</b>	26.070	1:01.413	<b>147</b>	31.679	1:00.899	<b>147</b>	37.671	1:00.832

# MSVR Festival Italia - Brands Hatch - 11th August 2024

## Alfa Romeo Championship

### RACE 6 - LAP CHART

LAP 6 @ 17:32:20.699			LAP 7 @ 17:33:15.090			LAP 8 @ 17:34:10.608			LAP 9 @ 17:35:05.255			LAP 10 @ 17:35:59.933		
NO	BEHIND	LAP TIME	NO	BEHIND	LAP TIME	NO	BEHIND	LAP TIME	NO	BEHIND	LAP TIME	NO	BEHIND	LAP TIME
<b>44</b>		54.271	<b>44</b>		54.391	<b>44</b>		55.518	<b>44</b>		54.647	<b>44</b>		54.678
<b>87</b>	5.576	55.766	<b>87</b>	6.166	54.981	<b>87</b>	5.641	54.993	<b>147</b>	1 Lap	1:00.338	<b>715</b>	1 Lap	59.941
<b>33</b>	7.375	55.545	<b>33</b>	8.280	55.296	<b>33</b>	7.751	54.989	<b>87</b>	5.957	54.963	<b>10</b>	1 Lap	1:00.452
<b>9</b>	24.419	57.957	<b>9</b>	28.347	58.319	<b>9</b>	30.707	57.878	<b>33</b>	8.072	54.968	<b>147</b>	1 Lap	1:00.850
<b>30</b>	24.978	58.055	<b>30</b>	28.876	58.289	<b>30</b>	31.298	57.940	<b>9</b>	33.996	57.936	<b>87</b>	6.770	55.491
<b>14</b>	28.023	57.842	<b>14</b>	30.466	56.834	<b>14</b>	32.080	57.132	<b>14</b>	34.606	57.173	<b>33</b>	8.883	55.489
<b>23</b>	31.628	1:00.094	<b>23</b>	36.222	58.985	<b>215</b>	45.223	59.851	<b>30</b>	35.644	58.993	<b>9</b>	36.801	57.483
<b>215</b>	35.447	59.925	<b>215</b>	40.890	59.834	<b>18</b>	46.988	59.771	<b>215</b>	50.639	1:00.063	<b>14</b>	37.273	57.345
<b>18</b>	37.327	59.766	<b>18</b>	42.735	59.799	<b>78</b>	48.069	59.326	<b>18</b>	51.879	59.538	<b>30</b>	39.311	58.345
<b>78</b>	38.364	59.772	<b>78</b>	44.261	1:00.288	<b>715</b>	50.278	59.700	<b>78</b>	52.794	59.372	<b>215</b>	55.211	59.250
<b>715</b>	40.758	59.618	<b>715</b>	46.096	59.729	<b>10</b>	53.867	1:00.404						
<b>10</b>	42.998	1:00.413	<b>10</b>	48.981	1:00.374									
<b>147</b>	43.873	1:00.473	<b>147</b>	50.132	1:00.650									

# MSVR Festival Italia - Brands Hatch - 11th August 2024

## Alfa Romeo Championship

### RACE 6 - LAP CHART

LAP 11 @ 17:36:55.511			LAP 12 @ 17:37:49.944			LAP 13 @ 17:38:44.497			LAP 14 @ 17:39:39.290			LAP 15 @ 17:40:33.379		
NO	BEHIND	LAP TIME	NO	BEHIND	LAP TIME	NO	BEHIND	LAP TIME	NO	BEHIND	LAP TIME	NO	BEHIND	LAP TIME
<b>44</b>		55.578	<b>44</b>		54.433	<b>44</b>		54.553	<b>44</b>		54.793	<b>44</b>		54.089
<b>18</b>	1 Lap	59.832	<b>215</b>	1 Lap	59.712	<b>87</b>	9.431	55.964	<b>87</b>	10.198	55.560	<b>87</b>	11.678	55.569
<b>78</b>	1 Lap	1:00.477	<b>18</b>	1 Lap	59.374	<b>215</b>	1 Lap	1:00.114	<b>33</b>	12.766	56.121	<b>33</b>	14.156	55.479
<b>715</b>	1 Lap	1:01.588	<b>87</b>	8.020	55.399	<b>33</b>	11.438	55.312	<b>18</b>	1 Lap	59.404	<b>18</b>	1 Lap	59.055
<b>87</b>	7.054	55.862	<b>78</b>	1 Lap	59.906	<b>18</b>	1 Lap	59.788	<b>215</b>	1 Lap	1:01.325	<b>215</b>	1 Lap	59.817
<b>33</b>	9.920	56.615	<b>33</b>	10.679	55.192	<b>78</b>	1 Lap	59.830	<b>78</b>	1 Lap	1:00.034	<b>78</b>	1 Lap	59.615
<b>10</b>	1 Lap	1:01.007	<b>715</b>	1 Lap	1:00.706	<b>715</b>	1 Lap	59.981	<b>715</b>	1 Lap	1:00.031	<b>715</b>	1 Lap	59.774
<b>147</b>	1 Lap	1:01.682	<b>10</b>	1 Lap	1:01.056	<b>10</b>	1 Lap	1:00.388	<b>10</b>	1 Lap	1:00.527	<b>10</b>	1 Lap	1:00.619
<b>9</b>	39.169	57.946	<b>147</b>	1 Lap	1:00.674	<b>147</b>	1 Lap	1:00.810	<b>147</b>	1 Lap	1:00.475	<b>147</b>	1 Lap	1:00.649
<b>14</b>	39.492	57.797	<b>9</b>	42.561	57.825	<b>9</b>	45.977	57.969	<b>9</b>	49.830	58.646	<b>9</b>	53.487	57.746
<b>30</b>	41.837	58.104	<b>14</b>	43.137	58.078	<b>14</b>	46.404	57.820	<b>14</b>	50.320	58.709	<b>14</b>	54.426	58.195
			<b>30</b>	45.597	58.193	<b>30</b>	49.183	58.139	<b>30</b>	52.827	58.437			

# MSVR Festival Italia - Brands Hatch - 11th August 2024

## Alfa Romeo Championship

### RACE 6 - LAP CHART

LAP 16 @ 17:41:28.373			LAP 17 @ 17:42:22.675			LAP 18 @ 17:43:16.423			LAP 19 @ 17:44:10.504			LAP 20 @ 17:45:04.497		
NO	BEHIND	LAP TIME	NO	BEHIND	LAP TIME	NO	BEHIND	LAP TIME	NO	BEHIND	LAP TIME	NO	BEHIND	LAP TIME
<b>44</b>		54.994	<b>44</b>		54.302	<b>44</b>		53.748	<b>44</b>		54.081	<b>44</b>		53.993
<b>30</b>	1 Lap	59.524	<b>9</b>	1 Lap	57.774	<b>9</b>	1 Lap	57.343	<b>147</b>	2 Laps	1:01.160	<b>10</b>	2 Laps	1:01.490
<b>87</b>	11.805	55.121	<b>14</b>	1 Lap	58.515	<b>14</b>	1 Lap	57.835	<b>9</b>	1 Lap	57.461	<b>147</b>	2 Laps	1:00.029
<b>33</b>	14.809	55.647	<b>30</b>	1 Lap	59.094	<b>30</b>	1 Lap	59.284	<b>14</b>	1 Lap	58.195	<b>9</b>	1 Lap	57.363
<b>18</b>	1 Lap	59.650	<b>87</b>	13.023	55.520	<b>87</b>	14.050	54.775	<b>87</b>	16.219	56.250	<b>14</b>	1 Lap	57.939
<b>215</b>	1 Lap	59.009	<b>33</b>	15.235	54.728	<b>33</b>	16.907	55.420	<b>33</b>	18.965	56.139	<b>87</b>	17.469	55.243
<b>78</b>	1 Lap	1:00.090	<b>18</b>	1 Lap	59.391	<b>18</b>	1 Lap	59.700	<b>30</b>	1 Lap	1:00.315	<b>33</b>	20.540	55.568
<b>715</b>	1 Lap	1:00.033	<b>215</b>	1 Lap	58.969	<b>215</b>	1 Lap	59.686	<b>18</b>	1 Lap	59.207	<b>30</b>	1 Lap	59.468
<b>10</b>	1 Lap	1:00.621	<b>78</b>	1 Lap	59.689	<b>78</b>	1 Lap	59.603	<b>215</b>	1 Lap	59.164	<b>18</b>	1 Lap	59.068
<b>147</b>	1 Lap	1:00.505	<b>715</b>	1 Lap	1:00.001	<b>715</b>	1 Lap	59.906	<b>78</b>	1 Lap	59.669	<b>215</b>	1 Lap	59.154
			<b>10</b>	1 Lap	1:00.331	<b>10</b>	1 Lap	1:00.531	<b>715</b>	1 Lap	1:00.067	<b>78</b>	1 Lap	1:00.263
			<b>147</b>	1 Lap	1:00.306									

# MSVR Festival Italia - Brands Hatch - 11th August 2024

## Alfa Romeo Championship

### RACE 6 - LAP CHART

LAP 21 @ 17:45:59.234			LAP 22 @ 17:46:53.639		
NO	BEHIND	LAP TIME	NO	BEHIND	LAP TIME
<b>44</b>		54.737	<b>44</b>		54.405
<b>715</b>	2 Laps	1:00.807	<b>78</b>	2 Laps	1:01.124
<b>10</b>	2 Laps	1:00.729	<b>715</b>	2 Laps	59.804
<b>147</b>	2 Laps	1:00.385	<b>9</b>	1 Lap	57.996
<b>9</b>	1 Lap	57.279	<b>87</b>	19.338	55.552
<b>87</b>	18.191	55.459	<b>10</b>	2 Laps	1:01.686
<b>14</b>	1 Lap	59.514	<b>147</b>	2 Laps	1:01.476
<b>33</b>	21.374	55.571	<b>33</b>	23.254	56.285
<b>30</b>	1 Lap	59.966	<b>14</b>	1 Lap	1:01.289
<b>18</b>	1 Lap	59.193	<b>30</b>	1 Lap	1:01.736
<b>215</b>	1 Lap	58.983	<b>18</b>	1 Lap	59.689
			<b>215</b>	1 Lap	59.550



# MSVR Festival Italia - Brands Hatch - 11th August 2024

## Alfa Romeo Championship

### RACE 6 - POSITION CHART

No	Name	Lap																						
		Pos	1	2	3	4	5	6	7	8	9	10	11	12	13	14	15	16	17	18	19	20	21	22
44	DEEKS	1	44	44	44	44	44	44	44	44	44	44	44	44	44	44	44	44	44	44	44	44	44	44
87	BERRY	2	87	87	87	87	87	87	87	87	87	87	87	87	87	87	87	87	87	87	87	87	87	87
33	BROOME	3	33	33	33	33	33	33	33	33	33	33	33	33	33	33	33	33	33	33	33	33	33	33
30	DENNIS	4	9	9	9	9	9	9	9	9	9	9	9	9	9	9	9	9	9	9	9	9	9	9
9	FORD	5	30	30	30	30	30	30	30	30	14	14	14	14	14	14	14	14	14	14	14	14	14	14
14	PAGE	6	14	14	14	14	14	14	14	14	30	30	30	30	30	30	30	30	30	30	30	30	30	30
78	ROBINSON	7	23	23	23	23	23	23	23	215	215	215	215	215	18	18	18	18	18	18	18	18	18	18
715	POWELL	8	78	215	215	215	215	215	215	18	18	18	18	18	215	215	215	215	215	215	215	215	215	215
10	JACKSON	9	215	78	78	18	18	18	18	78	78	78	78	78	78	78	78	78	78	78	78	78	78	78
147	WALKER	10	10	18	18	78	78	78	78	715	715	715	715	715	715	715	715	715	715	715	715	715	715	715
215	LAUDAGE	11	18	10	10	715	715	715	715	10	10	10	10	10	10	10	10	10	10	10	10	10	10	10
18	BIGNELL	12	715	715	715	10	10	10	10	147	147	147	147	147	147	147	147	147	147	147	147	147	147	147
57	McMAHON	13	147	147	147	147	147	147	147															
23	FORD	14																						

# MSVR Festival Italia - Brands Hatch - 11th August 2024

## Alfa Romeo Championship

### RACE 6 - LAP ANALYSIS

DIFF = Difference To Personal Best Lap

P1 44 Steve DEEKS				
LAP	LAP TIME	DIFF	MPH	TIME OF DAY
1 -	59.941	6.193	72.54	17:27:46.953
2 -	54.484	0.736	79.81	17:28:41.437
3 -	54.861	1.113	79.26	17:29:36.298
4 -	55.290	1.542	78.65	17:30:31.588
5 -	54.840	1.092	79.29	17:31:26.428
6 -	54.271	0.523	80.12	17:32:20.699
7 -	54.391	0.643	79.95	17:33:15.090
8 -	55.518	1.770	78.32	17:34:10.608
9 -	54.647	0.899	79.57	17:35:05.255
10 -	54.678	0.930	79.53	17:35:59.933
11 -	55.578	1.830	78.24	17:36:55.511
12 -	54.433	0.685	79.88	17:37:49.944
13 -	54.553	0.805	79.71	17:38:44.497
14 -	54.793	1.045	79.36	17:39:39.290
15 -	54.089	0.341	80.39	17:40:33.379
16 -	54.994	1.246	79.07	17:41:28.373
17 -	54.302	0.554	80.08	17:42:22.675
18 -	<b>53.748 (1)</b>		<b>80.90</b>	<b>17:43:16.423</b>
19 -	54.081 (3)	0.333	80.40	17:44:10.504
20 -	53.993 (2)	0.245	80.54	17:45:04.497
21 -	54.737	0.989	79.44	17:45:59.234
22 -	54.405	0.657	79.93	17:46:53.639

P2 87 Jack BERRY				
LAP	LAP TIME	DIFF	MPH	TIME OF DAY
1 -	1:01.468	6.693	70.74	17:27:48.480
2 -	55.617	0.842	78.18	17:28:44.097
3 -	55.500	0.725	78.35	17:29:39.597
4 -	55.511	0.736	78.33	17:30:35.108
5 -	55.401	0.626	78.49	17:31:30.509
6 -	55.766	0.991	77.97	17:32:26.275
7 -	54.981 (3)	0.206	79.09	17:33:21.256
8 -	54.993	0.218	79.07	17:34:16.249
9 -	54.963 (2)	0.188	79.11	17:35:11.212
10 -	55.491	0.716	78.36	17:36:06.703
11 -	55.862	1.087	77.84	17:37:02.565
12 -	55.399	0.624	78.49	17:37:57.964
13 -	55.964	1.189	77.70	17:38:53.928
14 -	55.560	0.785	78.26	17:39:49.488
15 -	55.569	0.794	78.25	17:40:45.057
16 -	55.121	0.346	78.89	17:41:40.178
17 -	55.520	0.745	78.32	17:42:35.698
18 -	<b>54.775 (1)</b>		<b>79.39</b>	<b>17:43:30.473</b>
19 -	56.250	1.475	77.30	17:44:26.723
20 -	55.243	0.468	78.71	17:45:21.966
21 -	55.459	0.684	78.41	17:46:17.425
22 -	55.552	0.777	78.27	17:47:12.977

P3 33 Toby BROOME				
LAP	LAP TIME	DIFF	MPH	TIME OF DAY
1 -	1:02.702	7.974	69.35	17:27:49.714
2 -	55.797	1.069	77.93	17:28:45.511
3 -	55.312	0.584	78.61	17:29:40.823
4 -	56.080	1.352	77.54	17:30:36.903
5 -	55.626	0.898	78.17	17:31:32.529
6 -	55.545	0.817	78.28	17:32:28.074
7 -	55.296	0.568	78.64	17:33:23.370
8 -	54.989 (3)	0.261	79.08	17:34:18.359
9 -	54.968 (2)	0.240	79.11	17:35:13.327
10 -	55.489	0.761	78.36	17:36:08.816
11 -	56.615	1.887	76.81	17:37:05.431

DIFF = Difference To Personal Best Lap

12 -	55.192	0.464	78.79	17:38:00.623
13 -	55.312	0.584	78.61	17:38:55.935
14 -	56.121	1.393	77.48	17:39:52.056
15 -	55.479	0.751	78.38	17:40:47.535
16 -	55.647	0.919	78.14	17:41:43.182
17 -	<b>54.728 (1)</b>		<b>79.45</b>	<b>17:42:37.910</b>
18 -	55.420	0.692	78.46	17:43:33.330
19 -	56.139	1.411	77.46	17:44:29.469
20 -	55.568	0.840	78.25	17:45:25.037
21 -	55.571	0.843	78.25	17:46:20.608
22 -	56.285	1.557	77.26	17:47:16.893

P4 9 Richard FORD				
LAP	LAP TIME	DIFF	MPH	TIME OF DAY
1 -	1:05.887	8.608	66.00	17:27:52.899
2 -	58.812	1.533	73.94	17:28:51.711
3 -	58.823	1.544	73.92	17:29:50.534
4 -	58.401	1.122	74.46	17:30:48.935
5 -	58.226	0.947	74.68	17:31:47.161
6 -	57.957	0.678	75.03	17:32:45.118
7 -	58.319	1.040	74.56	17:33:43.437
8 -	57.878	0.599	75.13	17:34:41.315
9 -	57.936	0.657	75.05	17:35:39.251
10 -	57.483	0.204	75.65	17:36:36.734
11 -	57.946	0.667	75.04	17:37:34.680
12 -	57.825	0.546	75.20	17:38:32.505
13 -	57.969	0.690	75.01	17:39:30.474
14 -	58.646	1.367	74.15	17:40:29.120
15 -	57.746	0.467	75.30	17:41:26.866
16 -	57.774	0.495	75.26	17:42:24.640
17 -	57.343 (2)	0.064	75.83	17:43:21.983
18 -	57.461	0.182	75.67	17:44:19.444
19 -	57.363 (3)	0.084	75.80	17:45:16.807
20 -	<b>57.279 (1)</b>		<b>75.91</b>	<b>17:46:14.086</b>
21 -	57.996	0.717	74.98	17:47:12.082

P5 14 Andy PAGE				
LAP	LAP TIME	DIFF	MPH	TIME OF DAY
1 -	1:08.369	11.535	63.60	17:27:55.381
2 -	58.688	1.854	74.09	17:28:54.069
3 -	59.084	2.250	73.60	17:29:53.153
4 -	58.512	1.678	74.31	17:30:51.665
5 -	59.215	2.381	73.43	17:31:50.880
6 -	57.842	1.008	75.18	17:32:48.722
7 -	<b>56.834 (1)</b>		<b>76.51</b>	<b>17:33:45.556</b>
8 -	57.132 (2)	0.298	76.11	17:34:42.688
9 -	57.173 (3)	0.339	76.06	17:35:39.861
10 -	57.345	0.511	75.83	17:36:37.206
11 -	57.797	0.963	75.23	17:37:35.003
12 -	58.078	1.244	74.87	17:38:33.081
13 -	57.820	0.986	75.20	17:39:30.901
14 -	58.709	1.875	74.07	17:40:29.610
15 -	58.195	1.361	74.72	17:41:27.805
16 -	58.515	1.681	74.31	17:42:26.320
17 -	57.835	1.001	75.18	17:43:24.155
18 -	58.195	1.361	74.72	17:44:22.350
19 -	57.939	1.105	75.05	17:45:20.289
20 -	59.514	2.680	73.06	17:46:19.803
21 -	1:01.289	4.455	70.95	17:47:21.092

P6 30 Stacey DENNIS				
LAP	LAP TIME	DIFF	MPH	TIME OF DAY
1 -	1:06.646	8.706	65.24	17:27:53.658

# MSVR Festival Italia - Brands Hatch - 11th August 2024

## Alfa Romeo Championship

### RACE 6 - LAP ANALYSIS

DIFF = Difference To Personal Best Lap

2 -	58.287	0.347	74.60	17:28:51.945
3 -	58.841	0.901	73.90	17:29:50.786
4 -	58.616	0.676	74.18	17:30:49.402
5 -	58.220	0.280	74.69	17:31:47.622
6 -	58.055 (2)	0.115	74.90	17:32:45.677
7 -	58.289	0.349	74.60	17:33:43.966
<b>8 -</b>	<b>57.940 (1)</b>		<b>75.05</b>	<b>17:34:41.906</b>
9 -	58.993	1.053	73.71	17:35:40.899
10 -	58.345	0.405	74.53	17:36:39.244
11 -	58.104 (3)	0.164	74.84	17:37:37.348
12 -	58.193	0.253	74.72	17:38:35.541
13 -	58.139	0.199	74.79	17:39:33.680
14 -	58.437	0.497	74.41	17:40:32.117
15 -	59.524	1.584	73.05	17:41:31.641
16 -	59.094	1.154	73.58	17:42:30.735
17 -	59.284	1.344	73.35	17:43:30.019
18 -	1:00.315	2.375	72.09	17:44:30.334
19 -	59.468	1.528	73.12	17:45:29.802
20 -	59.966	2.026	72.51	17:46:29.768
21 -	1:01.736	3.796	70.43	17:47:31.504

#### P7 18 Nathan BIGNELL

LAP	LAP TIME	DIFF	MPH	TIME OF DAY
1 -	1:11.406	12.351	60.89	17:27:58.418
2 -	59.567	0.512	73.00	17:28:57.985
3 -	1:00.062	1.007	72.40	17:29:58.047
4 -	1:00.641	1.586	71.71	17:30:58.688
5 -	59.572	0.517	72.99	17:31:58.260
6 -	59.766	0.711	72.76	17:32:58.026
7 -	59.799	0.744	72.72	17:33:57.825
8 -	59.771	0.716	72.75	17:34:57.596
9 -	59.538	0.483	73.03	17:35:57.134
10 -	59.832	0.777	72.68	17:36:56.966
11 -	59.374	0.319	73.24	17:37:56.340
12 -	59.788	0.733	72.73	17:38:56.128
13 -	59.404	0.349	73.20	17:39:55.532
<b>14 -</b>	<b>59.055 (1)</b>		<b>73.63</b>	<b>17:40:54.587</b>
15 -	59.650	0.595	72.90	17:41:54.237
16 -	59.391	0.336	73.21	17:42:53.628
17 -	59.700	0.645	72.84	17:43:53.328
18 -	59.207	0.152	73.44	17:44:52.535
19 -	59.068 (2)	0.013	73.62	17:45:51.603
20 -	59.193 (3)	0.138	73.46	17:46:50.796
21 -	59.689	0.634	72.85	17:47:50.485

#### P8 215 Thomas LAUDAGE

LAP	LAP TIME	DIFF	MPH	TIME OF DAY
1 -	1:10.495	11.526	61.68	17:27:57.507
2 -	59.283	0.314	73.35	17:28:56.790
3 -	59.341	0.372	73.28	17:29:56.131
4 -	1:00.029	1.060	72.44	17:30:56.160
5 -	1:00.061	1.092	72.40	17:31:56.221
6 -	59.925	0.956	72.56	17:32:56.146
7 -	59.834	0.865	72.67	17:33:55.980
8 -	59.851	0.882	72.65	17:34:55.831
9 -	1:00.063	1.094	72.40	17:35:55.894
10 -	59.250	0.281	73.39	17:36:55.144
11 -	59.712	0.743	72.82	17:37:54.856
12 -	1:00.114	1.145	72.33	17:38:54.970
13 -	1:01.325	2.356	70.91	17:39:56.295
14 -	59.817	0.848	72.69	17:40:56.112
15 -	59.009 (3)	0.040	73.69	17:41:55.121
<b>16 -</b>	<b>58.969 (1)</b>		<b>73.74</b>	<b>17:42:54.090</b>
17 -	59.686	0.717	72.85	17:43:53.776

DIFF = Difference To Personal Best Lap

18 -	59.164	0.195	73.50	17:44:52.940
19 -	59.154	0.185	73.51	17:45:52.094
20 -	58.983 (2)	0.014	73.72	17:46:51.077
21 -	59.550	0.581	73.02	17:47:50.627

#### P9 78 Edward ROBINSON

LAP	LAP TIME	DIFF	MPH	TIME OF DAY
1 -	1:09.438	10.112	62.62	17:27:56.450
2 -	1:00.475	1.149	71.90	17:28:56.925
3 -	1:00.847	1.521	71.46	17:29:57.772
4 -	1:01.745	2.419	70.42	17:30:59.517
5 -	59.774	0.448	72.75	17:31:59.291
6 -	59.772	0.446	72.75	17:32:59.063
7 -	1:00.288	0.962	72.13	17:33:59.351
<b>8 -</b>	<b>59.326 (1)</b>		<b>73.30</b>	<b>17:34:58.677</b>
9 -	59.372 (2)	0.046	73.24	17:35:58.049
10 -	1:00.477	1.151	71.90	17:36:58.526
11 -	59.906	0.580	72.59	17:37:58.432
12 -	59.830	0.504	72.68	17:38:58.262
13 -	1:00.034	0.708	72.43	17:39:58.296
14 -	59.615	0.289	72.94	17:40:57.911
15 -	1:00.090	0.764	72.36	17:41:58.001
16 -	59.689	0.363	72.85	17:42:57.690
17 -	59.603 (3)	0.277	72.95	17:43:57.293
18 -	59.669	0.343	72.87	17:44:56.962
19 -	1:00.263	0.937	72.16	17:45:57.225
20 -	1:01.124	1.798	71.14	17:46:58.349

#### P10 715 James POWELL

LAP	LAP TIME	DIFF	MPH	TIME OF DAY
1 -	1:11.640	12.022	60.70	17:27:58.652
2 -	1:01.816	2.198	70.34	17:29:00.468
3 -	1:01.301	1.683	70.93	17:30:01.769
4 -	1:00.029	0.411	72.44	17:31:01.798
5 -	1:00.041	0.423	72.42	17:32:01.839
<b>6 -</b>	<b>59.618 (1)</b>		<b>72.94</b>	<b>17:33:01.457</b>
7 -	59.729 (3)	0.111	72.80	17:34:01.186
8 -	59.700 (2)	0.082	72.84	17:35:00.886
9 -	59.941	0.323	72.54	17:36:00.827
10 -	1:01.588	1.970	70.60	17:37:02.415
11 -	1:00.706	1.088	71.63	17:38:03.121
12 -	59.981	0.363	72.49	17:39:03.102
13 -	1:00.031	0.413	72.43	17:40:03.133
14 -	59.774	0.156	72.75	17:41:02.907
15 -	1:00.033	0.415	72.43	17:42:02.940
16 -	1:00.001	0.383	72.47	17:43:02.941
17 -	59.906	0.288	72.59	17:44:02.847
18 -	1:00.067	0.449	72.39	17:45:02.914
19 -	1:00.807	1.189	71.51	17:46:03.721
20 -	59.804	0.186	72.71	17:47:03.525

#### P11 10 Garry JACKSON

LAP	LAP TIME	DIFF	MPH	TIME OF DAY
1 -	1:10.750	10.419	61.46	17:27:57.762
2 -	1:02.296	1.965	69.80	17:29:00.058
3 -	1:01.546	1.215	70.65	17:30:01.604
4 -	1:01.076	0.745	71.19	17:31:02.680
5 -	1:00.604	0.273	71.75	17:32:03.284
6 -	1:00.413	0.082	71.98	17:33:03.697
7 -	1:00.374 (2)	0.043	72.02	17:34:04.071
8 -	1:00.404	0.073	71.99	17:35:04.475
9 -	1:00.452	0.121	71.93	17:36:04.927
10 -	1:01.007	0.676	71.28	17:37:05.934

# MSVR Festival Italia - Brands Hatch - 11th August 2024

## Alfa Romeo Championship

### RACE 6 - LAP ANALYSIS

DIFF = Difference To Personal Best Lap

11 -	1:01.056	0.725	71.22	17:38:06.990
12 -	1:00.388 (3)	0.057	72.01	17:39:07.378
13 -	1:00.527	0.196	71.84	17:40:07.905
14 -	1:00.619	0.288	71.73	17:41:08.524
15 -	1:00.621	0.290	71.73	17:42:09.145
<b>16 -</b>	<b>1:00.331 (1)</b>		<b>72.07</b>	<b>17:43:09.476</b>
17 -	1:00.531	0.200	71.84	17:44:10.007
18 -	1:01.490	1.159	70.72	17:45:11.497
19 -	1:00.729	0.398	71.60	17:46:12.226
20 -	1:01.686	1.355	70.49	17:47:13.912

#### P12 147 Paul WALKER

LAP	LAP TIME	DIFF	MPH	TIME OF DAY
1 -	1:12.935	12.906	59.62	17:27:59.947
2 -	1:01.008	0.979	71.27	17:29:00.955
3 -	1:01.413	1.384	70.80	17:30:02.368
4 -	1:00.899	0.870	71.40	17:31:03.267
5 -	1:00.832	0.803	71.48	17:32:04.099
6 -	1:00.473	0.444	71.90	17:33:04.572
7 -	1:00.650	0.621	71.69	17:34:05.222
8 -	1:00.338 (3)	0.309	72.07	17:35:05.560
9 -	1:00.850	0.821	71.46	17:36:06.410
10 -	1:01.682	1.653	70.50	17:37:08.092
11 -	1:00.674	0.645	71.67	17:38:08.766
12 -	1:00.810	0.781	71.51	17:39:09.576
13 -	1:00.475	0.446	71.90	17:40:10.051
14 -	1:00.649	0.620	71.70	17:41:10.700
15 -	1:00.505	0.476	71.87	17:42:11.205
16 -	1:00.306 (2)	0.277	72.10	17:43:11.511
17 -	1:01.160	1.131	71.10	17:44:12.671
<b>18 -</b>	<b>1:00.029 (1)</b>		<b>72.44</b>	<b>17:45:12.700</b>
19 -	1:00.385	0.356	72.01	17:46:13.085
20 -	1:01.476	1.447	70.73	17:47:14.561

#### P13 23 James FORD

LAP	LAP TIME	DIFF	MPH	TIME OF DAY
1 -	1:09.206	10.818	62.83	17:27:56.218
2 -	58.442 (2)	0.054	74.40	17:28:54.660
3 -	59.794	1.406	72.72	17:29:54.454
4 -	59.391	1.003	73.21	17:30:53.845
<b>5 -</b>	<b>58.388 (1)</b>		<b>74.47</b>	<b>17:31:52.233</b>
6 -	1:00.094	1.706	72.36	17:32:52.327
7 -	58.985 (3)	0.597	73.72	17:33:51.312

# MSVR Festival Italia - Brands Hatch - 11th August 2024

## Alfa Romeo Championship

### RACE 6 - STATISTICS

**Competitors Started** 13  
**Planned Start** 2024-08-11 @ 17:20:00.000  
**Actual Start** 2024-08-11 @ 17:26:47.012  
**Finish Time** 2024-08-11 @ 17:46:52.544  
**Track Length** 1.2079mi.  
**Total Laps** 258  
**Total Distance Covered** 311.6499mi.

#### Session Fastest Lap History

NO	CL	NAME	LAP TIME	TIME OF DAY	LAP	VEHICLE
44	M	Steve DEEKS	<b>59.941</b>	17:27:46.973	1	Alfa Romeo 4C
44	M	Steve DEEKS	<b>54.484</b>	17:28:41.456	2	Alfa Romeo 4C
44	M	Steve DEEKS	<b>54.271</b>	17:32:20.718	6	Alfa Romeo 4C
44	M	Steve DEEKS	<b>54.089</b>	17:40:33.399	15	Alfa Romeo 4C
44	M	Steve DEEKS	<b>53.748</b>	17:43:16.442	18	Alfa Romeo 4C

#### Session Leader History

NO	CL	NAME	FROM LAP	LAPS LED	DISTANCE	VEHICLE
44	M	Steve DEEKS	1	22	26.57 miles	Alfa Romeo 4C

#### Flag History

TYPE	TIME OF DAY
GREEN	17:26:47.012
FINISH	17:46:52.544

#### Flag Statistics

TYPE	COUNT	TOTAL LAPS	TOTAL TIME
Green	1	22	21:13.709
Red	0	0	0.000
Safety Car	0	0	0.000
FCY	0	0	0.000

# MSVR Festival Italia - Brands Hatch - 11th August 2024

## Alfa Romeo Championship

### RACE 6 - STATISTICS

CLASS : M

4 Starters

#### Fastest Lap History

NO	NAME	LAP TIME	TIME OF DAY	LAP	VEHICLE
44	Steve DEEKS	59.941	17:27:46.973	1	Alfa Romeo 4C
44	Steve DEEKS	54.484	17:28:41.456	2	Alfa Romeo 4C
44	Steve DEEKS	54.271	17:32:20.718	6	Alfa Romeo 4C
44	Steve DEEKS	54.089	17:40:33.399	15	Alfa Romeo 4C
44	Steve DEEKS	53.748	17:43:16.442	18	Alfa Romeo 4C

#### Leader History

NO	NAME	FROM LAP	LAPS LED	DISTANCE	VEHICLE
44	Steve DEEKS	1	22	26.57 miles	Alfa Romeo 4C

# MSVR Festival Italia - Brands Hatch - 11th August 2024

## Alfa Romeo Championship

### RACE 6 - STATISTICS

CLASS : PT

5 Starters

#### Fastest Lap History

NO	NAME	LAP TIME	TIME OF DAY	LAP	VEHICLE
33	Toby BROOME	<b>1:02.702</b>	17:27:49.730	1	Alfa Romeo 156
33	Toby BROOME	<b>55.797</b>	17:28:45.528	2	Alfa Romeo 156
33	Toby BROOME	<b>55.312</b>	17:29:40.839	3	Alfa Romeo 156
33	Toby BROOME	<b>55.296</b>	17:33:23.388	7	Alfa Romeo 156
33	Toby BROOME	<b>54.989</b>	17:34:18.376	8	Alfa Romeo 156
33	Toby BROOME	<b>54.968</b>	17:35:13.343	9	Alfa Romeo 156
33	Toby BROOME	<b>54.728</b>	17:42:37.928	17	Alfa Romeo 156

#### Leader History

NO	NAME	FROM LAP	LAPS LED	DISTANCE	VEHICLE
33	Toby BROOME	1	22	26.57 miles	Alfa Romeo 156

# MSVR Festival Italia - Brands Hatch - 11th August 2024

## Alfa Romeo Championship

### RACE 6 - STATISTICS

CLASS : TS

4 Starters

#### Fastest Lap History

NO	NAME	LAP TIME	TIME OF DAY	LAP	VEHICLE
78	Edward ROBINSON	<b>1:09.438</b>	17:27:56.450	1	Alfa Romeo 156 Twin Spark 2.0
78	Edward ROBINSON	<b>1:00.475</b>	17:28:56.925	2	Alfa Romeo 156 Twin Spark 2.0
715	James POWELL	<b>1:00.029</b>	17:31:01.855	4	Alfa Romeo 147
78	Edward ROBINSON	<b>59.774</b>	17:31:59.291	5	Alfa Romeo 156 Twin Spark 2.0
78	Edward ROBINSON	<b>59.772</b>	17:32:59.063	6	Alfa Romeo 156 Twin Spark 2.0
715	James POWELL	<b>59.618</b>	17:33:01.511	6	Alfa Romeo 147
78	Edward ROBINSON	<b>59.326</b>	17:34:58.677	8	Alfa Romeo 156 Twin Spark 2.0

#### Leader History

NO	NAME	FROM LAP	LAPS LED	DISTANCE	VEHICLE
78	Edward ROBINSON	1	20	24.15 miles	Alfa Romeo 156 Twin Spark 2.0