

aimshop.com

ma7da

AIM SHOP MA7DA CHAMPIONSHIP



750 Motor Club Race Meeting
Mallory Park
6th October 2024

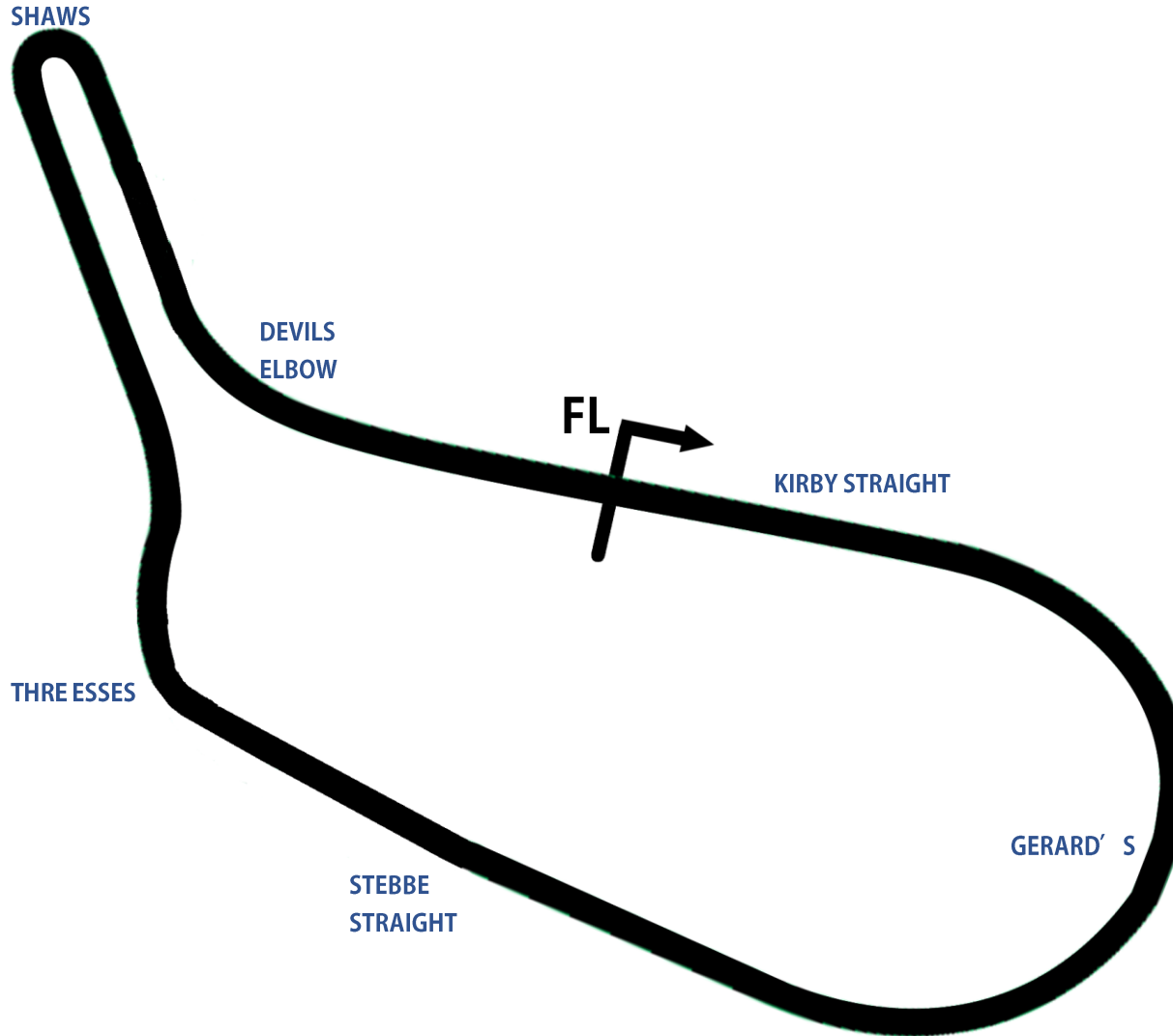


Timing & Results Provided by Timing Solutions Ltd

www.tsl-timing.com

Mallory Park Circuit

Kirby Mallory, Leicestershire, UK



Length	1.3900 miles 2.237 km 2237.0m	
FL	52.59867 N	1.33695 W

750MC Race Meeting - Mallory Park - 6th October 2024

Aim Shop Ma7da Championship



QUALIFYING - RACES 1 & 7 - CLASSIFICATION

POS	NO	NAME	ENTRY	TIME	ON	LAPS	GAP	DIFF	MPH
1	37*	Ben POWNEY	Ma7da Seven	51.447	13	13			94.46
2	87	Craig LAND	Ma7da Seven	51.597	16	16	0.150	0.150	94.19
3	66	Lucas BATT	Ma7da Seven	52.008	14	16	0.561	0.411	93.44
4	99	Martin SHELTON	Ma7da Seven	52.086	16	16	0.639	0.078	93.30
5	25	David BOWEN	Ma7da Seven	52.277	16	16	0.830	0.191	92.96
6	13	Anthony RIDD	Ma7da Seven	52.496	16	16	1.049	0.219	92.57
7	21*	Sam McKEE	Ma7da Seven	52.549	16	16	1.102	0.053	92.48
8	94	Martin WEST	Ma7da Seven	52.692	13	13	1.245	0.143	92.23
9	5	Ian WELLS	Ma7da Seven	52.756	15	16	1.309	0.064	92.12
10	17	Benjamin DADE	Ma7da Seven	53.074	13	13	1.627	0.318	91.57
11	30	Kosta KYRITSIS	Ma7da Seven	53.327	15	15	1.880	0.253	91.13
12	3	Callum BARNES	Ma7da Seven	53.711	15	15	2.264	0.384	90.48
13	69	Lee ROGERS	Ma7da Seven	54.454	15	15	3.007	0.743	89.24
14	41	Joe WIGGIN	Ma7da Seven	55.175	5	10	3.728	0.721	88.08
15	47	Timothy PENSTONE-SMITH	Ma7da Seven	56.014	8	15	4.567	0.839	86.76
16	55	Mark CRAWFORD	Ma7da Seven	56.103	5	9	4.656	0.089	86.62
17	73	Simon WALKER	Ma7da Seven	56.334	4	7	4.887	0.231	86.27
18	79	Ayrton ROGERS	Ma7da Seven	56.489	5	5	5.042	0.155	86.03

Comments:

*No. 37 - no working transponder, please rectify before your next session

*No. 21 - transponder intermittent, please see Timekeepers

Weather / Track : Cloudy / Dry

These results are provisional until the conclusion of any judicial and technical matters.

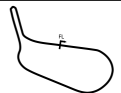
Date: 06/10/2024 Start: 09:30 Finish: 09:45

Mallory Park: 1.3500 miles

Clerk Of Course: Lynne Spurr

Stewards:

Timekeeper: Stewart Burr



POS	NO	NAME	ENTRY	TIME	ON	LAPS	GAP	DIFF	MPH
1	37*	Ben POWNEY	Ma7da Seven	51.840	10	13			93.75
2	87	Craig LAND	Ma7da Seven	52.094	10	16	0.254	0.254	93.29
3	66	Lucas BATT	Ma7da Seven	52.132	16	16	0.292	0.038	93.22
4	25	David BOWEN	Ma7da Seven	52.600	14	16	0.760	0.468	92.39
5	21*	Sam McKEE	Ma7da Seven	52.637	13	16	0.797	0.037	92.33
6	13	Anthony RIDD	Ma7da Seven	52.735	15	16	0.895	0.098	92.15
7	94	Martin WEST	Ma7da Seven	52.746	11	13	0.906	0.011	92.13
8	99	Martin SHELTON	Ma7da Seven	52.889	15	16	1.049	0.143	91.89
9	5	Ian WELLS	Ma7da Seven	53.022	16	16	1.182	0.133	91.66
10	17	Benjamin DADE	Ma7da Seven	53.105	11	13	1.265	0.083	91.51
11	30	Kosta KYRITSIS	Ma7da Seven	53.458	13	15	1.618	0.353	90.91
12	3	Callum BARNES	Ma7da Seven	53.798	14	15	1.958	0.340	90.33
13	69	Lee ROGERS	Ma7da Seven	54.639	6	15	2.799	0.841	88.94
14	41	Joe WIGGIN	Ma7da Seven	55.318	3	10	3.478	0.679	87.85
15	47	Timothy PENSTONE-SMITH	Ma7da Seven	56.047	12	15	4.207	0.729	86.71
16	55	Mark CRAWFORD	Ma7da Seven	56.200	6	9	4.360	0.153	86.47
17	79	Ayrton ROGERS	Ma7da Seven	56.962	2	5	5.122	0.762	85.32
18	73	Simon WALKER	Ma7da Seven	57.122	6	7	5.282	0.160	85.08

Comments:

*No. 37 - no working transponder, please rectify before your next session

*No. 21 - transponder intermittent, please see Timekeepers

Weather / Track : Cloudy / Dry

These results are provisional until the conclusion of any judicial and technical matters.

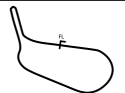
Date: 06/10/2024 Start: 09:30 Finish: 09:45

Mallory Park: 1.3500 miles

Clerk Of Course: Lynne Spurr

Stewards:

Timekeeper: Stewart Burr



750MC Race Meeting - Mallory Park - 6th October 2024

Aim Shop Ma7da Championship

QUALIFYING - RACES 1 & 7 - LAP ANALYSIS

DIFF = Difference To Personal Best Lap

P1 37 Ben POWNEY				
LAP	LAP TIME	DIFF	MPH	TIME OF DAY
1 -	55.167	3.720	88.09	09:32:02.697
2 -	53.560	2.113	90.73	09:32:56.257
3 -	52.990	1.543	91.71	09:33:49.247
4 -	52.853	1.406	91.95	09:34:42.100
5 -	55.321	3.874	87.85	09:35:37.421
6 -	53.112	1.665	91.50	09:36:30.533
7 -	52.841	1.394	91.97	09:37:23.374
8 -	52.438	0.991	92.68	09:38:15.812
9 -	4:08.168	3:16.721	19.58	09:42:23.980
10 -	51.840 (2)	0.393	93.75	09:43:15.820
11 -	52.116	0.669	93.25	09:44:07.936
12 -	51.841 (3)	0.394	93.74	09:44:59.777
13 -	51.447 (1)		94.46	09:45:51.224

P2 87 Craig LAND				
LAP	LAP TIME	DIFF	MPH	TIME OF DAY
1 -	56.624	5.027	85.82	09:32:07.913
2 -	54.337	2.740	89.44	09:33:02.250
3 -	53.326	1.729	91.13	09:33:55.576
4 -	53.061	1.464	91.59	09:34:48.637
5 -	53.918	2.321	90.13	09:35:42.555
6 -	52.756	1.159	92.12	09:36:35.311
7 -	52.529	0.932	92.52	09:37:27.840
8 -	52.765	1.168	92.10	09:38:20.605
9 -	52.324 (3)	0.727	92.88	09:39:12.929
10 -	52.094 (2)	0.497	93.29	09:40:05.023
11 -	55.716	4.119	87.22	09:41:00.739
12 -	59.508	7.911	81.66	09:42:00.247
13 -	1:00.112	8.515	80.84	09:43:00.359
14 -	56.038	4.441	86.72	09:43:56.397
15 -	52.888	1.291	91.89	09:44:49.285
16 -	51.597 (1)		94.19	09:45:40.882

P3 66 Lucas BATT				
LAP	LAP TIME	DIFF	MPH	TIME OF DAY
1 -	54.314	2.306	89.47	09:32:18.913
2 -	1:00.582	8.574	80.22	09:33:19.495
3 -	54.437	2.429	89.27	09:34:13.932
4 -	54.404	2.396	89.33	09:35:08.336
5 -	1:02.402	10.394	77.88	09:36:10.738
6 -	53.726	1.718	90.45	09:37:04.464
7 -	52.994	0.986	91.70	09:37:57.458
8 -	53.388	1.380	91.03	09:38:50.846
9 -	53.495	1.487	90.84	09:39:44.341
10 -	52.823	0.815	92.00	09:40:37.164
11 -	52.741	0.733	92.14	09:41:29.905
12 -	52.982	0.974	91.72	09:42:22.887
13 -	52.405 (3)	0.397	92.73	09:43:15.292
14 -	52.008 (1)		93.44	09:44:07.300
15 -	53.222	1.214	91.31	09:45:00.522
16 -	52.132 (2)	0.124	93.22	09:45:52.654

P4 99 Martin SHELTON				
LAP	LAP TIME	DIFF	MPH	TIME OF DAY
1 -	57.221	5.135	84.93	09:32:17.283
2 -	54.832	2.746	88.63	09:33:12.115
3 -	55.561	3.475	87.47	09:34:07.676
4 -	56.582	4.496	85.89	09:35:04.258
5 -	55.067	2.981	88.25	09:35:59.325
6 -	54.434	2.348	89.28	09:36:53.759

DIFF = Difference To Personal Best Lap

7 -	54.919	2.833	88.49	09:37:48.678
8 -	54.860	2.774	88.58	09:38:43.538
9 -	55.289	3.203	87.90	09:39:38.827
10 -	53.392	1.306	91.02	09:40:32.219
11 -	53.225	1.139	91.31	09:41:25.444
12 -	53.212	1.126	91.33	09:42:18.656
13 -	53.288	1.202	91.20	09:43:11.944
14 -	52.990 (3)	0.904	91.71	09:44:04.934
15 -	52.889 (2)	0.803	91.89	09:44:57.823
16 -	52.086 (1)		93.30	09:45:49.909

P5 25 David BOWEN				
LAP	LAP TIME	DIFF	MPH	TIME OF DAY
1 -	57.195	4.918	84.97	09:32:16.103
2 -	55.643	3.366	87.34	09:33:11.746
3 -	55.848	3.571	87.02	09:34:07.594
4 -	55.488	3.211	87.58	09:35:03.082
5 -	54.544	2.267	89.10	09:35:57.626
6 -	54.249	1.972	89.58	09:36:51.875
7 -	56.228	3.951	86.43	09:37:48.103
8 -	54.071	1.794	89.88	09:38:42.174
9 -	54.136	1.859	89.77	09:39:36.310
10 -	54.633	2.356	88.95	09:40:30.943
11 -	53.685	1.408	90.52	09:41:24.628
12 -	53.550	1.273	90.75	09:42:18.178
13 -	53.420	1.143	90.97	09:43:11.598
14 -	52.600 (2)	0.323	92.39	09:44:04.198
15 -	52.990 (3)	0.713	91.71	09:44:57.188
16 -	52.277 (1)		92.96	09:45:49.465

P6 13 Anthony RIDD				
LAP	LAP TIME	DIFF	MPH	TIME OF DAY
1 -	54.551	2.055	89.09	09:32:19.529
2 -	54.989	2.493	88.38	09:33:14.518
3 -	57.666	5.170	84.27	09:34:12.184
4 -	55.273	2.777	87.92	09:35:07.457
5 -	55.120	2.624	88.17	09:36:02.577
6 -	54.004	1.508	89.99	09:36:56.581
7 -	53.619	1.123	90.63	09:37:50.200
8 -	53.502	1.006	90.83	09:38:43.702
9 -	52.806	0.310	92.03	09:39:36.508
10 -	53.746	1.250	90.42	09:40:30.254
11 -	53.842	1.346	90.26	09:41:24.096
12 -	53.648	1.152	90.59	09:42:17.744
13 -	53.140	0.644	91.45	09:43:10.884
14 -	52.744 (3)	0.248	92.14	09:44:03.628
15 -	52.735 (2)	0.239	92.15	09:44:56.363
16 -	52.496 (1)		92.57	09:45:48.859

P7 21 Sam McKEE				
LAP	LAP TIME	DIFF	MPH	TIME OF DAY
1 -	56.755	4.206	85.63	09:32:07.576
2 -	55.485	2.936	87.59	09:33:03.061
3 -	54.900	2.351	88.52	09:33:57.961
4 -	55.418	2.869	87.69	09:34:53.379
5 -	53.834	1.285	90.27	09:35:47.213
6 -	53.536	0.987	90.78	09:36:40.749
7 -	54.631	2.082	88.96	09:37:35.380
8 -	53.833	1.284	90.27	09:38:29.213
9 -	53.452 (3)	0.903	90.92	09:39:22.665
10 -	56.824	4.275	85.52	09:40:19.489
11 -	57.263	4.714	84.87	09:41:16.752
12 -	56.227	3.678	86.43	09:42:12.979

750MC Race Meeting - Mallory Park - 6th October 2024

Aim Shop Ma7da Championship

QUALIFYING - RACES 1 & 7 - LAP ANALYSIS

DIFF = Difference To Personal Best Lap

13 -	52.637 (2)	0.088	92.33	09:43:05.616
14 -	55.914	3.365	86.91	09:44:01.530
15 -	56.875	4.326	85.45	09:44:58.405
16 -	52.549 (1)		92.48	09:45:50.954

P8 94 Martin WEST				
LAP	LAP TIME	DIFF	MPH	TIME OF DAY

1 -	56.533	3.841	85.96	09:32:18.567
2 -	55.492	2.800	87.58	09:33:14.059
3 -	54.819	2.127	88.65	09:34:08.878
4 -	55.848	3.156	87.02	09:35:04.726
5 -	54.363	1.671	89.39	09:35:59.089
6 -	53.305	0.613	91.17	09:36:52.394
7 -	55.292	2.600	87.89	09:37:47.686
8 -	53.581	0.889	90.70	09:38:41.267
9 -	52.790 (3)	0.098	92.06	09:39:34.057
10 -	52.871	0.179	91.92	09:40:26.928
11 -	52.746 (2)	0.054	92.13	09:41:19.674
12 -	52.958	0.266	91.77	09:42:12.632
13 -	52.692 (1)		92.23	09:43:05.324

P9 5 Ian WELLS				
LAP	LAP TIME	DIFF	MPH	TIME OF DAY

1 -	57.949	5.193	83.86	09:32:18.352
2 -	56.067	3.311	86.68	09:33:14.419
3 -	56.088	3.332	86.64	09:34:10.507
4 -	56.092	3.336	86.64	09:35:06.599
5 -	53.751	0.995	90.41	09:36:00.350
6 -	53.545	0.789	90.76	09:36:53.895
7 -	54.294	1.538	89.51	09:37:48.189
8 -	53.886	1.130	90.19	09:38:42.075
9 -	54.090	1.334	89.85	09:39:36.165
10 -	55.646	2.890	87.33	09:40:31.811
11 -	54.097	1.341	89.83	09:41:25.908
12 -	53.267 (3)	0.511	91.23	09:42:19.175
13 -	53.334	0.578	91.12	09:43:12.509
14 -	53.781	1.025	90.36	09:44:06.290
15 -	52.756 (1)		92.12	09:44:59.046
16 -	53.022 (2)	0.266	91.66	09:45:52.068

P10 17 Benjamin DADE				
LAP	LAP TIME	DIFF	MPH	TIME OF DAY

1 -	56.302	3.228	86.32	09:32:08.825
2 -	55.085	2.011	88.22	09:33:03.910
3 -	54.372	1.298	89.38	09:33:58.282
4 -	54.211	1.137	89.64	09:34:52.493
5 -	53.951	0.877	90.08	09:35:46.444
6 -	53.367 (3)	0.293	91.06	09:36:39.811
7 -	53.474	0.400	90.88	09:37:33.285
8 -	53.995	0.921	90.00	09:38:27.280
9 -	3:06.696	2:13.622	26.03	09:41:33.976
10 -	53.382	0.308	91.04	09:42:27.358
11 -	53.105 (2)	0.031	91.51	09:43:20.463
12 -	54.345	1.271	89.42	09:44:14.808
13 -	53.074 (1)		91.57	09:45:07.882

P11 30 Kosta KYRITSIS				
LAP	LAP TIME	DIFF	MPH	TIME OF DAY

1 -	56.672	3.345	85.75	09:32:17.939
2 -	55.135	1.808	88.14	09:33:13.074
3 -	55.258	1.931	87.95	09:34:08.332
4 -	58.760	5.433	82.70	09:35:07.092

DIFF = Difference To Personal Best Lap

5 -	54.640	1.313	88.94	09:36:01.732
6 -	53.638 (3)	0.311	90.60	09:36:55.370
7 -	53.927	0.600	90.12	09:37:49.297
8 -	54.056	0.729	89.90	09:38:43.353
9 -	1:14.870	21.543	64.91	09:39:58.223
10 -	55.479	2.152	87.60	09:40:53.702
11 -	53.922	0.595	90.13	09:41:47.624
12 -	53.712	0.385	90.48	09:42:41.336
13 -	53.458 (2)	0.131	90.91	09:43:34.794
14 -	53.761	0.434	90.40	09:44:28.555
15 -	53.327 (1)		91.13	09:45:21.882

P12 3 Callum BARNES				
LAP	LAP TIME	DIFF	MPH	TIME OF DAY

1 -	57.680	3.969	84.25	09:32:24.755
2 -	56.086	2.375	86.65	09:33:20.841
3 -	54.663	0.952	88.90	09:34:15.504
4 -	55.159	1.448	88.10	09:35:10.663
5 -	54.891	1.180	88.53	09:36:05.554
6 -	55.382	1.671	87.75	09:37:00.936
7 -	54.215	0.504	89.64	09:37:55.151
8 -	56.307	2.596	86.31	09:38:51.458
9 -	54.027	0.316	89.95	09:39:45.485
10 -	53.880 (3)	0.169	90.20	09:40:39.365
11 -	57.953	4.242	83.86	09:41:37.318
12 -	54.396	0.685	89.34	09:42:31.714
13 -	54.555	0.844	89.08	09:43:26.269
14 -	53.798 (2)	0.087	90.33	09:44:20.067
15 -	53.711 (1)		90.48	09:45:13.778

P13 69 Lee ROGERS				
LAP	LAP TIME	DIFF	MPH	TIME OF DAY

1 -	58.206	3.752	83.49	09:32:14.205
2 -	56.360	1.906	86.23	09:33:10.565
3 -	56.790	2.336	85.57	09:34:07.355
4 -	56.542	2.088	85.95	09:35:03.897
5 -	55.144	0.690	88.13	09:35:59.041
6 -	54.639 (2)	0.185	88.94	09:36:53.680
7 -	56.347	1.893	86.25	09:37:50.027
8 -	54.905 (3)	0.451	88.51	09:38:44.932
9 -	55.017	0.563	88.33	09:39:39.949
10 -	54.926	0.472	88.48	09:40:34.875
11 -	55.010	0.556	88.34	09:41:29.885
12 -	55.024	0.570	88.32	09:42:24.909
13 -	55.138	0.684	88.14	09:43:20.047
14 -	55.602	1.148	87.40	09:44:15.649
15 -	54.454 (1)		89.24	09:45:10.103

P14 41 Joe WIGGIN				
LAP	LAP TIME	DIFF	MPH	TIME OF DAY

1 -	57.245	2.070	84.89	09:32:06.418
2 -	55.655	0.480	87.32	09:33:02.073
3 -	55.318 (2)	0.143	87.85	09:33:57.391
4 -	4:00.084	3:04.909	20.24	09:37:57.475
5 -	55.175 (1)		88.08	09:38:52.650
6 -	56.353	1.178	86.24	09:39:49.003
7 -	55.662	0.487	87.31	09:40:44.665
8 -	55.487 (3)	0.312	87.58	09:41:40.152
9 -	55.945	0.770	86.87	09:42:36.097
10 -	56.481	1.306	86.04	09:43:32.578

750MC Race Meeting - Mallory Park - 6th October 2024

Aim Shop Ma7da Championship

QUALIFYING - RACES 1 & 7 - LAP ANALYSIS

DIFF = Difference To Personal Best Lap

P15 47 Timothy PENSTONE-SMITH				
LAP	LAP TIME	DIFF	MPH	TIME OF DAY
1 -	57.357	1.343	84.73	09:32:09.101
2 -	56.183 (3)	0.169	86.50	09:33:05.284
3 -	56.242	0.228	86.41	09:34:01.526
4 -	56.665	0.651	85.76	09:34:58.191
5 -	56.587	0.573	85.88	09:35:54.778
6 -	56.825	0.811	85.52	09:36:51.603
7 -	57.648	1.634	84.30	09:37:49.251
8 -	56.014 (1)		86.76	09:38:45.265
9 -	56.324	0.310	86.28	09:39:41.589
10 -	56.762	0.748	85.62	09:40:38.351
11 -	56.394	0.380	86.17	09:41:34.745
12 -	56.047 (2)	0.033	86.71	09:42:30.792
13 -	56.554	0.540	85.93	09:43:27.346
14 -	56.443	0.429	86.10	09:44:23.789
15 -	58.266	2.252	83.41	09:45:22.055

P16 55 Mark CRAWFORD				
LAP	LAP TIME	DIFF	MPH	TIME OF DAY
1 -	58.455	2.352	83.14	09:32:13.793
2 -	57.763	1.660	84.13	09:33:11.556
3 -	58.223	2.120	83.47	09:34:09.779
4 -	56.661	0.558	85.77	09:35:06.440
5 -	56.103 (1)		86.62	09:36:02.543
6 -	56.200 (2)	0.097	86.47	09:36:58.743
7 -	56.332 (3)	0.229	86.27	09:37:55.075
8 -	56.887	0.784	85.43	09:38:51.962
9 -	57.821	1.718	84.05	09:39:49.783

P17 73 Simon WALKER				
LAP	LAP TIME	DIFF	MPH	TIME OF DAY
1 -	1:01.190	4.856	79.42	09:32:15.695
2 -	58.269	1.935	83.40	09:33:13.964
3 -	57.890	1.556	83.95	09:34:11.854
4 -	56.334 (1)		86.27	09:35:08.188
5 -	57.374	1.040	84.70	09:36:05.562
6 -	57.122 (2)	0.788	85.08	09:37:02.684
7 -	57.272 (3)	0.938	84.85	09:37:59.956

P18 79 Ayrton ROGERS				
LAP	LAP TIME	DIFF	MPH	TIME OF DAY
1 -	58.235	1.746	83.45	09:32:13.976
2 -	56.962 (2)	0.473	85.32	09:33:10.938
3 -	57.267 (3)	0.778	84.86	09:34:08.205
4 -	57.268	0.779	84.86	09:35:05.473
5 -	56.489 (1)		86.03	09:36:01.962

750MC Race Meeting - Mallory Park - 6th October 2024

Aim Shop Ma7da Championship

QUALIFYING - RACES 1 & 7 - STATISTICS

Competitors Started	18
Planned Start	2024-10-06 @ 09:30:00.000
Actual Start	2024-10-06 @ 09:30:03.952
Finish Time	2024-10-06 @ 09:45:05.099
Track Length	1.3500mi.
Total Laps	242
Total Distance Covered	326.7000mi.

Session Fastest Lap History

NO	NAME	LAP TIME	TIME OF DAY	LAP	VEHICLE
37	Ben POWNEY	55.167	09:32:02.697	1	Ma7da Seven
66	Lucas BATT	54.314	09:32:18.912	1	Ma7da Seven
37	Ben POWNEY	53.560	09:32:56.257	2	Ma7da Seven
37	Ben POWNEY	52.990	09:33:49.247	3	Ma7da Seven
37	Ben POWNEY	52.853	09:34:42.100	4	Ma7da Seven
87	Craig LAND	52.756	09:36:35.308	6	Ma7da Seven
87	Craig LAND	52.529	09:37:27.837	7	Ma7da Seven
37	Ben POWNEY	52.438	09:38:15.812	8	Ma7da Seven
87	Craig LAND	52.324	09:39:12.926	9	Ma7da Seven
87	Craig LAND	52.094	09:40:05.020	10	Ma7da Seven
37	Ben POWNEY	51.840	09:43:15.820	10	Ma7da Seven
87	Craig LAND	51.597	09:45:40.878	16	Ma7da Seven
37	Ben POWNEY	51.447	09:45:51.224	13	Ma7da Seven


Flag History

TYPE	TIME OF DAY
GREEN	09:30:03.952
FINISH	09:45:05.099

Flag Statistics

TYPE	COUNT	TOTAL LAPS	TOTAL TIME
Green	1	16	16:11.867
Red	0	0	0.000
Safety Car	0	0	0.000
FCY	0	0	0.000

RACE 1 - GRID (15 minutes)

ROW 9	17	56.334	73 Simon WALKER	18	56.489	79 Ayrton ROGERS
ROW 8		56.014	15 47 Timothy PENSTONE-SMITH		56.103	16 55 Mark CRAWFORD
ROW 7	13	54.454	69 Lee ROGERS	14	55.175	41 Joe WIGGIN
ROW 6		53.327	11 30 Kosta KYRITSIS		53.711	12 3 Callum BARNES
ROW 5	9	52.756	5 Ian WELLS	10	53.074	17 Benjamin DADE
ROW 4		52.549	7 21 Sam McKEE		52.692	8 94 Martin WEST
ROW 3	5	52.277	25 David BOWEN	6	52.496	13 Anthony RIDD
ROW 2		52.008	3 66 Lucas BATT		52.086	4 99 Martin SHELTON
ROW 1	1	51.447	37 Ben POWNEY	2	51.597	87 Craig LAND
Pole						
						

These results are provisional until the conclusion of any judicial and technical matters.

Mallory Park: 1.3500 miles

Clerk Of Course: Lynne Spurr

Stewards:

Timekeeper: Stewart Burr



750MC Race Meeting - Mallory Park - 6th October 2024

Aim Shop Ma7da Championship



RACE 1 - CLASSIFICATION

Race Distance: 18 Laps / 24.30 miles

POS	NO	NAME	ENTRY	LAPS	TIME	GAP	DIFF	MPH	BEST	ON	GRD	↑↓
1	37	Ben POWNEY	Ma7da Seven	18	15:44.732			92.59	51.655	18	1	0
2	66	Lucas BATT	Ma7da Seven	18	15:45.269	0.537	0.537	92.54	51.701	16	3	1
3	25	David BOWEN	Ma7da Seven	18	15:52.001	7.269	6.732	91.89	51.773	9	5	2
4	99	Martin SHELTON	Ma7da Seven	18	15:52.462	7.730	0.461	91.84	51.714	9	4	0
5	17	Benjamin DADE	Ma7da Seven	18	15:52.837	8.105	0.375	91.80	52.032	12	10	5
6	13	Anthony RIDD	Ma7da Seven	18	15:52.974	8.242	0.137	91.79	51.752	9	6	0
7	30	Kosta KYRITSIS	Ma7da Seven	18	15:56.968	12.236	3.994	91.41	52.205	10	11	4
8	5	Ian WELLS	Ma7da Seven	18	16:02.776	18.044	5.808	90.86	52.132	9	9	1
9	3	Callum BARNES	Ma7da Seven	18	16:10.082	25.350	7.306	90.17	52.732	18	12	3
10	79	Ayrton ROGERS	Ma7da Seven	18	16:11.148	26.416	1.066	90.07	52.798	14	18	8
11	41	Joe WIGGIN	Ma7da Seven	18	16:14.590	29.858	3.442	89.76	52.596	3	14	3
12	47	Timothy PENSTONE-SMITH	Ma7da Seven	17	16:02.255	1 Lap	1 Lap	85.86	53.370	2	15	3

NOT CLASSIFIED

DNF	94	Martin WEST	Ma7da Seven	15	13:23.445	3 Laps	2 Laps	90.73	51.831	12	8	
DNF	55	Mark CRAWFORD	Ma7da Seven	13	12:59.402	5 Laps	2 Laps	81.06	55.857	13	16	
DNF	73	Simon WALKER	Ma7da Seven	12	11:32.823	6 Laps	1 Lap	84.17	54.470	2	17	
DNF	21	Sam McKEE	Ma7da Seven	7	6:31.910	11 Laps	5 Laps	86.80	52.760	2	7	
DNF	87	Craig LAND	Ma7da Seven	4	3:37.865	14 Laps	3 Laps	89.22	51.352	2	2	
DNF	69	Lee ROGERS	Ma7da Seven	1	1:01.069	17 Laps	3 Laps	79.58	1:01.069	1	13	

FASTEST LAP

87	Craig LAND	Ma7da Seven	2	51.352	94.64 mph	152.30 kph
----	------------	-------------	---	--------	-----------	------------

Weather / Track : Cloudy / Dry

These results are provisional until the conclusion of any judicial and technical matters.

Date: 06/10/2024 Start: 11:37 Finish: 11:52
Mallory Park: 1.3500 miles

Clerk Of Course: Lynne Spurr

Stewards:

Timekeeper: Stewart Burr



750MC Race Meeting - Mallory Park - 6th October 2024

Aim Shop Ma7da Championship

RACE 1 - LAP ANALYSIS

DIFF = Difference To Personal Best Lap

P1 37 Ben POWNEY				
LAP	LAP TIME	DIFF	MPH	TIME OF DAY
1 -	56.436	4.781	86.11	11:38:11.057
2 -	52.266	0.611	92.98	11:39:03.323
3 -	53.072	1.417	91.57	11:39:56.395
4 -	52.566	0.911	92.45	11:40:48.961
5 -	51.860 (3)	0.205	93.71	11:41:40.821
6 -	52.248	0.593	93.01	11:42:33.069
7 -	52.858	1.203	91.94	11:43:25.927
8 -	52.000	0.345	93.46	11:44:17.927
9 -	52.566	0.911	92.45	11:45:10.493
10 -	52.409	0.754	92.73	11:46:02.902
11 -	53.427	1.772	90.96	11:46:56.329
12 -	51.948	0.293	93.55	11:47:48.277
13 -	52.076	0.421	93.32	11:48:40.353
14 -	51.882	0.227	93.67	11:49:32.235
15 -	51.678 (2)	0.023	94.04	11:50:23.913
16 -	51.891	0.236	93.65	11:51:15.804
17 -	51.894	0.239	93.65	11:52:07.698
18 -	51.655 (1)		94.08	11:52:59.353

P2 66 Lucas BATT				
LAP	LAP TIME	DIFF	MPH	TIME OF DAY
1 -	56.995	5.294	85.27	11:38:11.616
2 -	51.771 (3)	0.070	93.87	11:39:03.387
3 -	52.369	0.668	92.80	11:39:55.756
4 -	52.204	0.503	93.09	11:40:47.960
5 -	52.196	0.495	93.11	11:41:40.156
6 -	52.993	1.292	91.71	11:42:33.149
7 -	52.997	1.296	91.70	11:43:26.146
8 -	52.111	0.410	93.26	11:44:18.257
9 -	51.854	0.153	93.72	11:45:10.111
10 -	51.922	0.221	93.60	11:46:02.033
11 -	53.973	2.272	90.04	11:46:56.006
12 -	52.593	0.892	92.40	11:47:48.599
13 -	52.061	0.360	93.35	11:48:40.660
14 -	51.810	0.109	93.80	11:49:32.470
15 -	52.074	0.373	93.32	11:50:24.544
16 -	51.701 (1)		94.00	11:51:16.245
17 -	51.767 (2)	0.066	93.88	11:52:08.012
18 -	51.878	0.177	93.68	11:52:59.890

P3 25 David BOWEN				
LAP	LAP TIME	DIFF	MPH	TIME OF DAY
1 -	58.332	6.559	83.31	11:38:12.953
2 -	51.797 (2)	0.024	93.82	11:39:04.750
3 -	52.893	1.120	91.88	11:39:57.643
4 -	54.601	2.828	89.00	11:40:52.244
5 -	53.343	1.570	91.10	11:41:45.587
6 -	53.028	1.255	91.64	11:42:38.615
7 -	52.571	0.798	92.44	11:43:31.186
8 -	51.957 (3)	0.184	93.53	11:44:23.143
9 -	51.773 (1)		93.87	11:45:14.916
10 -	52.200	0.427	93.10	11:46:07.116
11 -	52.189	0.416	93.12	11:46:59.305
12 -	52.611	0.838	92.37	11:47:51.916
13 -	52.558	0.785	92.46	11:48:44.474
14 -	52.560	0.787	92.46	11:49:37.034
15 -	52.396	0.623	92.75	11:50:29.430
16 -	52.518	0.745	92.53	11:51:21.948
17 -	52.360	0.587	92.81	11:52:14.308
18 -	52.314	0.541	92.90	11:53:06.622

DIFF = Difference To Personal Best Lap

P4 99 Martin SHELTON				
LAP	LAP TIME	DIFF	MPH	TIME OF DAY
1 -	58.705	6.991	82.78	11:38:13.326
2 -	52.261	0.547	92.99	11:39:05.587
3 -	52.176	0.462	93.14	11:39:57.763
4 -	55.456	3.742	87.63	11:40:53.219
5 -	52.745	1.031	92.14	11:41:45.964
6 -	53.174	1.460	91.39	11:42:39.138
7 -	52.738	1.024	92.15	11:43:31.876
8 -	51.998 (3)	0.284	93.46	11:44:23.874
9 -	51.714 (1)		93.97	11:45:15.588
10 -	51.780 (2)	0.066	93.85	11:46:07.368
11 -	52.186	0.472	93.12	11:46:59.554
12 -	52.988	1.274	91.71	11:47:52.542
13 -	52.122	0.408	93.24	11:48:44.664
14 -	52.239	0.525	93.03	11:49:36.903
15 -	52.831	1.117	91.99	11:50:29.734
16 -	52.069	0.355	93.33	11:51:21.803
17 -	52.764	1.050	92.10	11:52:14.567
18 -	52.516	0.802	92.54	11:53:07.083

P5 17 Benjamin DADE				
LAP	LAP TIME	DIFF	MPH	TIME OF DAY
1 -	59.352	7.320	81.88	11:38:13.973
2 -	52.569	0.537	92.44	11:39:06.542
3 -	52.844	0.812	91.96	11:39:59.386
4 -	53.914	1.882	90.14	11:40:53.300
5 -	53.329	1.297	91.13	11:41:46.629
6 -	52.740	0.708	92.15	11:42:39.369
7 -	52.662	0.630	92.28	11:43:32.031
8 -	52.562	0.530	92.46	11:44:24.593
9 -	52.130 (2)	0.098	93.22	11:45:16.723
10 -	52.418	0.386	92.71	11:46:09.141
11 -	52.318	0.286	92.89	11:47:01.459
12 -	52.032 (1)		93.40	11:47:53.491
13 -	52.673	0.641	92.26	11:48:46.164
14 -	52.227	0.195	93.05	11:49:38.391
15 -	52.166	0.134	93.16	11:50:30.557
16 -	52.140 (3)	0.108	93.21	11:51:22.697
17 -	52.575	0.543	92.43	11:52:15.272
18 -	52.186	0.154	93.12	11:53:07.458

P6 13 Anthony RIDD				
LAP	LAP TIME	DIFF	MPH	TIME OF DAY
1 -	57.731	5.979	84.18	11:38:12.352
2 -	52.187	0.435	93.12	11:39:04.539
3 -	52.484	0.732	92.59	11:39:57.023
4 -	55.034	3.282	88.30	11:40:52.057
5 -	53.424	1.672	90.97	11:41:45.481
6 -	52.595	0.843	92.40	11:42:38.076
7 -	52.850	1.098	91.95	11:43:30.926
8 -	52.038 (2)	0.286	93.39	11:44:22.964
9 -	51.752 (1)		93.90	11:45:14.716
10 -	52.136 (3)	0.384	93.21	11:46:06.852
11 -	52.296	0.544	92.93	11:46:59.148
12 -	52.457	0.705	92.64	11:47:51.605
13 -	52.686	0.934	92.24	11:48:44.291
14 -	52.891	1.139	91.88	11:49:37.182
15 -	52.689	0.937	92.23	11:50:29.871
16 -	52.718	0.966	92.18	11:51:22.589
17 -	52.340	0.588	92.85	11:52:14.929
18 -	52.666	0.914	92.27	11:53:07.595

750MC Race Meeting - Mallory Park - 6th October 2024

Aim Shop Ma7da Championship

RACE 1 - LAP ANALYSIS

DIFF = Difference To Personal Best Lap

P7 30 Kosta KYRITSIS				
LAP	LAP TIME	DIFF	MPH	TIME OF DAY
1 -	1:01.573	9.368	78.93	11:38:16.194
2 -	52.584	0.379	92.42	11:39:08.778
3 -	52.696	0.491	92.22	11:40:01.474
4 -	54.345	2.140	89.42	11:40:55.819
5 -	52.541	0.336	92.49	11:41:48.360
6 -	53.747	1.542	90.42	11:42:42.107
7 -	52.730	0.525	92.16	11:43:34.837
8 -	52.358 (3)	0.153	92.82	11:44:27.195
9 -	52.434	0.229	92.68	11:45:19.629
10 -	52.205 (1)		93.09	11:46:11.834
11 -	52.582	0.377	92.42	11:47:04.416
12 -	52.500	0.295	92.57	11:47:56.916
13 -	52.401	0.196	92.74	11:48:49.317
14 -	52.790	0.585	92.06	11:49:42.107
15 -	52.388	0.183	92.76	11:50:34.495
16 -	52.425	0.220	92.70	11:51:26.920
17 -	52.280 (2)	0.075	92.96	11:52:19.200
18 -	52.389	0.184	92.76	11:53:11.589

P8 5 Ian WELLS				
LAP	LAP TIME	DIFF	MPH	TIME OF DAY
1 -	1:00.523	8.391	80.29	11:38:15.144
2 -	52.770	0.638	92.09	11:39:07.914
3 -	52.934	0.802	91.81	11:40:00.848
4 -	54.816	2.684	88.66	11:40:55.664
5 -	53.879	1.747	90.20	11:41:49.543
6 -	52.903	0.771	91.86	11:42:42.446
7 -	53.076	0.944	91.56	11:43:35.522
8 -	52.703	0.571	92.21	11:44:28.225
9 -	52.132 (1)		93.22	11:45:20.357
10 -	52.898	0.766	91.87	11:46:13.255
11 -	53.289	1.157	91.20	11:47:06.544
12 -	52.724	0.592	92.17	11:47:59.268
13 -	53.348	1.216	91.09	11:48:52.616
14 -	52.431 (2)	0.299	92.69	11:49:45.047
15 -	53.043	0.911	91.62	11:50:38.090
16 -	53.358	1.226	91.08	11:51:31.448
17 -	53.319	1.187	91.14	11:52:24.767
18 -	52.630 (3)	0.498	92.34	11:53:17.397

P9 3 Callum BARNES				
LAP	LAP TIME	DIFF	MPH	TIME OF DAY
1 -	1:01.734	9.002	78.72	11:38:16.355
2 -	53.663	0.931	90.56	11:39:10.018
3 -	53.051	0.319	91.60	11:40:03.069
4 -	54.462	1.730	89.23	11:40:57.531
5 -	53.096	0.364	91.53	11:41:50.627
6 -	54.120	1.388	89.80	11:42:44.747
7 -	54.877	2.145	88.56	11:43:39.624
8 -	53.644	0.912	90.59	11:44:33.268
9 -	53.578	0.846	90.70	11:45:26.846
10 -	53.733	1.001	90.44	11:46:20.579
11 -	53.585	0.853	90.69	11:47:14.164
12 -	53.109	0.377	91.50	11:48:07.273
13 -	53.110	0.378	91.50	11:49:00.383
14 -	52.793 (3)	0.061	92.05	11:49:53.176
15 -	52.814	0.082	92.02	11:50:45.990
16 -	52.790 (2)	0.058	92.06	11:51:38.780
17 -	53.191	0.459	91.36	11:52:31.971
18 -	52.732 (1)		92.16	11:53:24.703

DIFF = Difference To Personal Best Lap

P10 79 Ayrton ROGERS				
LAP	LAP TIME	DIFF	MPH	TIME OF DAY
1 -	1:02.038	9.240	78.33	11:38:16.659
2 -	53.756	0.958	90.40	11:39:10.415
3 -	53.698	0.900	90.50	11:40:04.113
4 -	54.186	1.388	89.69	11:40:58.299
5 -	54.498	1.700	89.17	11:41:52.797
6 -	54.261	1.463	89.56	11:42:47.058
7 -	53.597	0.799	90.67	11:43:40.655
8 -	53.412	0.614	90.99	11:44:34.067
9 -	53.295	0.497	91.19	11:45:27.362
10 -	53.449	0.651	90.92	11:46:20.811
11 -	53.731	0.933	90.45	11:47:14.542
12 -	53.161	0.363	91.42	11:48:07.703
13 -	53.177	0.379	91.39	11:49:00.880
14 -	52.798 (1)		92.04	11:49:53.678
15 -	52.955 (2)	0.157	91.77	11:50:46.633
16 -	53.138	0.340	91.45	11:51:39.771
17 -	52.987 (3)	0.189	91.72	11:52:32.758
18 -	53.011	0.213	91.67	11:53:25.769

P11 41 Joe WIGGIN				
LAP	LAP TIME	DIFF	MPH	TIME OF DAY
1 -	1:00.722	8.126	80.03	11:38:15.343
2 -	52.650 (2)	0.054	92.30	11:39:07.993
3 -	52.596 (1)		92.40	11:40:00.589
4 -	1:02.694	10.098	77.51	11:41:03.283
5 -	53.819	1.223	90.30	11:41:57.102
6 -	53.765	1.169	90.39	11:42:50.867
7 -	55.219	2.623	88.01	11:43:46.086
8 -	53.273	0.677	91.22	11:44:39.359
9 -	53.044	0.448	91.62	11:45:32.403
10 -	52.795	0.199	92.05	11:46:25.198
11 -	52.925	0.329	91.82	11:47:18.123
12 -	52.776 (3)	0.180	92.08	11:48:10.899
13 -	52.983	0.387	91.72	11:49:03.882
14 -	52.999	0.403	91.69	11:49:56.881
15 -	52.961	0.365	91.76	11:50:49.842
16 -	53.196	0.600	91.36	11:51:43.038
17 -	53.077	0.481	91.56	11:52:36.115
18 -	53.096	0.500	91.53	11:53:29.211

P12 47 Timothy PENSTONE-SMITH				
LAP	LAP TIME	DIFF	MPH	TIME OF DAY
1 -	1:01.902	8.532	78.51	11:38:16.523
2 -	53.370 (1)		91.06	11:39:09.893
3 -	54.067 (2)	0.697	89.88	11:40:03.960
4 -	54.865 (3)	1.495	88.58	11:40:58.825
5 -	55.517	2.147	87.54	11:41:54.342
6 -	56.117	2.747	86.60	11:42:50.459
7 -	55.433	2.063	87.67	11:43:45.892
8 -	55.276	1.906	87.92	11:44:41.168
9 -	54.995	1.625	88.37	11:45:36.163
10 -	55.291	1.921	87.89	11:46:31.454
11 -	54.945	1.575	88.45	11:47:26.399
12 -	57.111	3.741	85.09	11:48:23.510
13 -	57.828	4.458	84.04	11:49:21.338
14 -	57.622	4.252	84.34	11:50:18.960
15 -	58.995	5.625	82.37	11:51:17.955
16 -	59.752	6.382	81.33	11:52:17.707
17 -	59.169	5.799	82.13	11:53:16.876

750MC Race Meeting - Mallory Park - 6th October 2024

Aim Shop Ma7da Championship

RACE 1 - LAP ANALYSIS

DIFF = Difference To Personal Best Lap

P13 94 Martin WEST				
LAP	LAP TIME	DIFF	MPH	TIME OF DAY
1 -	1:00.155	8.324	80.79	11:38:14.776
2 -	51.965	0.134	93.52	11:39:06.741
3 -	52.123	0.292	93.24	11:39:58.864
4 -	54.003	2.172	89.99	11:40:52.867
5 -	52.881	1.050	91.90	11:41:45.748
6 -	52.419	0.588	92.71	11:42:38.167
7 -	51.909	0.078	93.62	11:43:30.076
8 -	52.148	0.317	93.19	11:44:22.224
9 -	51.885 (2)	0.054	93.66	11:45:14.109
10 -	51.905 (3)	0.074	93.63	11:46:06.014
11 -	52.230	0.399	93.04	11:46:58.244
12 -	51.831 (1)		93.76	11:47:50.075
13 -	1:02.904	11.073	77.26	11:48:52.979
14 -	52.245	0.414	93.02	11:49:45.224
15 -	52.842	1.011	91.97	11:50:38.066

DIFF = Difference To Personal Best Lap

P17 87 Craig LAND				
LAP	LAP TIME	DIFF	MPH	TIME OF DAY
1 -	57.789	6.437	84.09	11:38:12.410
2 -	51.352 (1)		94.64	11:39:03.762
3 -	52.273 (2)	0.921	92.97	11:39:56.035
4 -	56.451 (3)	5.099	86.09	11:40:52.486

P18 69 Lee ROGERS				
LAP	LAP TIME	DIFF	MPH	TIME OF DAY
1 -	1:01.069 (1)		79.58	11:38:15.690

P14 55 Mark CRAWFORD				
LAP	LAP TIME	DIFF	MPH	TIME OF DAY
1 -	1:15.089	19.232	64.72	11:38:29.710
2 -	56.148	0.291	86.55	11:39:25.858
3 -	55.858 (2)	0.001	87.00	11:40:21.716
4 -	56.922	1.065	85.37	11:41:18.638
5 -	56.709	0.852	85.70	11:42:15.347
6 -	56.707	0.850	85.70	11:43:12.054
7 -	56.429	0.572	86.12	11:44:08.483
8 -	57.627	1.770	84.33	11:45:06.110
9 -	56.038 (3)	0.181	86.72	11:46:02.148
10 -	57.014	1.157	85.24	11:46:59.162
11 -	1:22.742	26.885	58.73	11:48:21.904
12 -	56.262	0.405	86.38	11:49:18.166
13 -	55.857 (1)		87.00	11:50:14.023

P15 73 Simon WALKER				
LAP	LAP TIME	DIFF	MPH	TIME OF DAY
1 -	1:02.710	8.240	77.49	11:38:17.331
2 -	54.470 (1)		89.22	11:39:11.801
3 -	1:09.603	15.133	69.82	11:40:21.404
4 -	57.647	3.177	84.30	11:41:19.051
5 -	55.963	1.493	86.84	11:42:15.014
6 -	57.226	2.756	84.92	11:43:12.240
7 -	57.303	2.833	84.81	11:44:09.543
8 -	56.811	2.341	85.54	11:45:06.354
9 -	55.096	0.626	88.20	11:46:01.450
10 -	56.028	1.558	86.74	11:46:57.478
11 -	54.915 (2)	0.445	88.50	11:47:52.393
12 -	55.051 (3)	0.581	88.28	11:48:47.444

P16 21 Sam McKEE				
LAP	LAP TIME	DIFF	MPH	TIME OF DAY
1 -	1:03.521	10.761	76.50	11:38:18.142
2 -	52.760 (1)		92.11	11:39:10.902
3 -	53.373 (2)	0.613	91.05	11:40:04.275
4 -	54.544 (3)	1.784	89.10	11:40:58.819
5 -	55.756	2.996	87.16	11:41:54.575
6 -	56.110	3.350	86.61	11:42:50.685
7 -	55.846	3.086	87.02	11:43:46.531

750MC Race Meeting - Mallory Park - 6th October 2024

Aim Shop Ma7da Championship

RACE 1 - LAP CHART

LAP 1 @ 11:38:11.057			LAP 2 @ 11:39:03.323			LAP 3 @ 11:39:55.756			LAP 4 @ 11:40:47.960			LAP 5 @ 11:41:40.156		
NO	BEHIND	LAP TIME	NO	BEHIND	LAP TIME	NO	BEHIND	LAP TIME	NO	BEHIND	LAP TIME	NO	BEHIND	LAP TIME
37		56.436	37		52.266	66		52.369	66		52.204	66		52.196
66	0.559	56.995	66	0.064	51.771	87	0.279	52.273	37	1.001	52.566	37	0.665	51.860
13	1.295	57.731	87	0.439	51.352	37	0.639	53.072	13	4.097	55.034	13	5.325	53.424
87	1.353	57.789	13	1.216	52.187	13	1.267	52.484	25	4.284	54.601	25	5.431	53.343
25	1.896	58.332	25	1.427	51.797	25	1.887	52.893	87	4.526	56.451	94	5.592	52.881
99	2.269	58.705	99	2.264	52.261	99	2.007	52.176	94	4.907	54.003	99	5.808	52.745
17	2.916	59.352	17	3.219	52.569	94	3.108	52.123	99	5.259	55.456	17	6.473	53.329
94	3.719	1:00.155	94	3.418	51.965	17	3.630	52.844	17	5.340	53.914	30	8.204	52.541
5	4.087	1:00.523	5	4.591	52.770	41	4.833	52.596	5	7.704	54.816	5	9.387	53.879
41	4.286	1:00.722	41	4.670	52.650	5	5.092	52.934	30	7.859	54.345	3	10.471	53.096
69	4.633	1:01.069	30	5.455	52.584	30	5.718	52.696	3	9.571	54.462	79	12.641	54.498
30	5.137	1:01.573	47	6.570	53.370	3	7.313	53.051	79	10.339	54.186	47	14.186	55.517
3	5.298	1:01.734	3	6.695	53.663	47	8.204	54.067	21	10.859	54.544	21	14.419	55.756
47	5.466	1:01.902	79	7.092	53.756	79	8.357	53.698	47	10.865	54.865	41	16.946	53.819
79	5.602	1:02.038	21	7.579	52.760	21	8.519	53.373	41	15.323	1:02.694	73	34.858	55.963
73	6.274	1:02.710	73	8.478	54.470	73	25.648	1:09.603	55	30.678	56.922	55	35.191	56.709
21	7.085	1:03.521	55	22.535	56.148	55	25.960	55.858	73	31.091	57.647			
55	18.653	1:15.089												

750MC Race Meeting - Mallory Park - 6th October 2024

Aim Shop Ma7da Championship

RACE 1 - LAP CHART

LAP 6 @ 11:42:33.069			LAP 7 @ 11:43:25.927			LAP 8 @ 11:44:17.927			LAP 9 @ 11:45:10.111			LAP 10 @ 11:46:02.033		
NO	BEHIND	LAP TIME	NO	BEHIND	LAP TIME	NO	BEHIND	LAP TIME	NO	BEHIND	LAP TIME	NO	BEHIND	LAP TIME
37		52.248	37		52.858	37		52.000	66		51.854	66		51.922
66	0.080	52.993	66	0.219	52.997	66	0.330	52.111	37	0.382	52.566	55	1 Lap	56.038
13	5.007	52.595	94	4.149	51.909	94	4.297	52.148	94	3.998	51.885	37	0.869	52.409
94	5.098	52.419	13	4.999	52.850	13	5.037	52.038	13	4.605	51.752	94	3.981	51.905
25	5.546	53.028	25	5.259	52.571	25	5.216	51.957	25	4.805	51.773	13	4.819	52.136
99	6.069	53.174	99	5.949	52.738	99	5.947	51.998	99	5.477	51.714	25	5.083	52.200
17	6.300	52.740	17	6.104	52.662	17	6.666	52.562	17	6.612	52.130	99	5.335	51.780
30	9.038	53.747	30	8.910	52.730	30	9.268	52.358	30	9.518	52.434	17	7.108	52.418
5	9.377	52.903	5	9.595	53.076	5	10.298	52.703	5	10.246	52.132	30	9.801	52.205
3	11.678	54.120	3	13.697	54.877	3	15.341	53.644	3	16.735	53.578	5	11.222	52.898
79	13.989	54.261	79	14.728	53.597	79	16.140	53.412	79	17.251	53.295	3	18.546	53.733
47	17.390	56.117	47	19.965	55.433	41	21.432	53.273	41	22.292	53.044	79	18.778	53.449
21	17.616	56.110	41	20.159	55.219	47	23.241	55.276	47	26.052	54.995	41	23.165	52.795
41	17.798	53.765	21	20.604	55.846	55	48.183	57.627	73	51.339	55.096	47	29.421	55.291
55	38.985	56.707	55	42.556	56.429	73	48.427	56.811						
73	39.171	57.226	73	43.616	57.303									

750MC Race Meeting - Mallory Park - 6th October 2024

Aim Shop Ma7da Championship

RACE 1 - LAP CHART

LAP 11 @ 11:46:56.006			LAP 12 @ 11:47:48.277			LAP 13 @ 11:48:40.353			LAP 14 @ 11:49:32.235			LAP 15 @ 11:50:23.913		
NO	BEHIND	LAP TIME	NO	BEHIND	LAP TIME	NO	BEHIND	LAP TIME	NO	BEHIND	LAP TIME	NO	BEHIND	LAP TIME
66		53.973	37		51.948	37		52.076	37		51.882	37		51.678
37	0.323	53.427	66	0.322	52.593	66	0.307	52.061	66	0.235	51.810	66	0.631	52.074
73	1 Lap	56.028	94	1.798	51.831	13	3.938	52.686	99	4.668	52.239	25	5.517	52.396
94	2.238	52.230	13	3.328	52.457	25	4.121	52.558	25	4.799	52.560	99	5.821	52.831
13	3.142	52.296	25	3.639	52.611	99	4.311	52.122	13	4.947	52.891	13	5.958	52.689
55	1 Lap	57.014	73	1 Lap	54.915	17	5.811	52.673	17	6.156	52.227	17	6.644	52.166
25	3.299	52.189	99	4.265	52.988	73	1 Lap	55.051	30	9.872	52.790	30	10.582	52.388
99	3.548	52.186	17	5.214	52.032	30	8.964	52.401	5	12.812	52.431	94	14.153	52.842
17	5.453	52.318	30	8.639	52.500	5	12.263	53.348	94	12.989	52.245	5	14.177	53.043
30	8.410	52.582	5	10.991	52.724	94	12.626	1:02.904	3	20.941	52.793	3	22.077	52.814
5	10.538	53.289	3	18.996	53.109	3	20.030	53.110	79	21.443	52.798	79	22.720	52.955
3	18.158	53.585	79	19.426	53.161	79	20.527	53.177	41	24.646	52.999	41	25.929	52.961
79	18.536	53.731	41	22.622	52.776	41	23.529	52.983	55	1 Lap	55.857			
41	22.117	52.925	55	1 Lap	1:22.742	55	1 Lap	56.262	47	46.725	57.622			
47	30.393	54.945	47	35.233	57.111	47	40.985	57.828						

750MC Race Meeting - Mallory Park - 6th October 2024

Aim Shop Ma7da Championship

RACE 1 - LAP CHART

LAP 16 @ 11:51:15.804			LAP 17 @ 11:52:07.698			LAP 18 @ 11:52:59.353		
NO	BEHIND	LAP TIME	NO	BEHIND	LAP TIME	NO	BEHIND	LAP TIME
37		51.891	37		51.894	37		51.655
66	0.441	51.701	66	0.314	51.767	66	0.537	51.878
47	1 Lap	58.995	25	6.610	52.360	25	7.269	52.314
99	5.999	52.069	99	6.869	52.764	99	7.730	52.516
25	6.144	52.518	13	7.231	52.340	17	8.105	52.186
13	6.785	52.718	17	7.574	52.575	13	8.242	52.666
17	6.893	52.140	47	1 Lap	59.752	30	12.236	52.389
30	11.116	52.425	30	11.502	52.280	47	1 Lap	59.169
5	15.644	53.358	5	17.069	53.319	5	18.044	52.630
3	22.976	52.790	3	24.273	53.191	3	25.350	52.732
79	23.967	53.138	79	25.060	52.987	79	26.416	53.011
41	27.234	53.196	41	28.417	53.077	41	29.858	53.096

750MC Race Meeting - Mallory Park - 6th October 2024

Aim Shop Ma7da Championship

RACE 1 - POSITION CHART

No	Name	Lap																		
		Pos	1	2	3	4	5	6	7	8	9	10	11	12	13	14	15	16	17	18
37	POWNEY	1	37	37	66	66	66	37	37	37	66	66	66	37	37	37	37	37	37	37
87	LAND	2	66	66	87	37	37	66	66	66	37	37	37	66	66	66	66	66	66	66
66	BATT	3	13	87	37	13	13	13	94	94	94	94	94	94	13	99	25	99	25	25
99	SHELTON	4	87	13	13	25	25	94	13	13	13	13	13	13	25	25	99	25	99	99
25	BOWEN	5	25	25	25	87	94	25	25	25	25	25	25	25	99	13	13	13	13	17
13	RIDD	6	99	99	99	94	99	99	99	99	99	99	99	99	17	17	17	17	17	13
21	McKEE	7	17	17	94	99	17	17	17	17	17	17	17	17	30	30	30	30	30	30
94	WEST	8	94	94	17	17	30	30	30	30	30	30	30	30	5	5	94	5	5	5
5	WELLS	9	5	5	41	5	5	5	5	5	5	5	5	5	94	94	5	3	3	3
17	DADE	10	41	41	5	30	3	3	3	3	3	3	3	3	3	3	3	3	79	79
30	KYRITSIS	11	69	30	30	3	79	79	79	79	79	79	79	79	79	79	79	41	41	41
3	BARNES	12	30	47	3	79	47	47	47	41	41	41	41	41	41	41	41	47	47	
69	ROGERS	13	3	3	47	21	21	21	41	47	47	47	47	47	47	47	47			
41	WIGGIN	14	47	79	79	47	41	41	21	55	73	73	73	73	55					
47	PENSTONE-SMITH	15	79	21	21	41	73	55	55	73	55	55	55	55						
55	CRAWFORD	16	73	73	73	55	55	73	73											
73	WALKER	17	21	55	55	73														
79	ROGERS	18	55																	

750MC Race Meeting - Mallory Park - 6th October 2024

Aim Shop Ma7da Championship

RACE 1 - STATISTICS

Competitors Started	18
Planned Start	2024-10-06 @ 11:45:00.000
Actual Start	2024-10-06 @ 11:37:14.620
Finish Time	2024-10-06 @ 11:52:58.394
Track Length	1.3500mi.
Total Laps	267
Total Distance Covered	360.4500mi.

Session Fastest Lap History

NO	NAME	LAP TIME	TIME OF DAY	LAP	VEHICLE
37	Ben POWNEY	56.436	11:38:11.056	1	Ma7da Seven
37	Ben POWNEY	52.266	11:39:03.322	2	Ma7da Seven
66	Lucas BATT	51.771	11:39:03.387	2	Ma7da Seven
87	Craig LAND	51.352	11:39:03.759	2	Ma7da Seven

Session Leader History

NO	NAME	FROM LAP	LAPS LED	DISTANCE	VEHICLE
37	Ben POWNEY	1	2	2.70 miles	Ma7da Seven
66	Lucas BATT	3	3	4.05 miles	Ma7da Seven
37	Ben POWNEY	6	3	4.05 miles	Ma7da Seven
66	Lucas BATT	9	3	4.05 miles	Ma7da Seven
37	Ben POWNEY	12	7	9.45 miles	Ma7da Seven


Flag History

TYPE	TIME OF DAY
GREEN	11:37:14.620
FINISH	11:52:58.394

Flag Statistics

TYPE	COUNT	TOTAL LAPS	TOTAL TIME
Green	1	18	16:39.406
Red	0	0	0.000
Safety Car	0	0	0.000
FCY	0	0	0.000

RACE 7 - GRID (15 minutes)

ROW 9	17	56.962	79 Ayrton ROGERS	18	57.122	73 Simon WALKER
ROW 8		56.047	15 47 Timothy PENSTONE-SMITH		56.200	16 55 Mark CRAWFORD
ROW 7	13	54.639	69 Lee ROGERS	14	55.318	41 Joe WIGGIN
ROW 6		53.458	11 30 Kosta KYRITSIS		53.798	12 3 Callum BARNES
ROW 5	9	53.022	5 Ian WELLS	10	53.105	17 Benjamin DADE
ROW 4		52.746	7 94 Martin WEST		52.889	8 99 Martin SHELTON
ROW 3	5	52.637	21 Sam McKEE	6	52.735	13 Anthony RIDD
ROW 2		52.132	3 66 Lucas BATT		52.600	4 25 David BOWEN
ROW 1	1	51.840	37 Ben POWNEY	2	52.094	87 Craig LAND
Pole						
						

These results are provisional until the conclusion of any judicial and technical matters.

Mallory Park: 1.3500 miles

Clerk Of Course: Lynne Spurr

Stewards:

Timekeeper: Stewart Burr



750MC Race Meeting - Mallory Park - 6th October 2024

Aim Shop Ma7da Championship



RACE 7 - CLASSIFICATION - AMENDED

Race Distance: 12 Laps / 16.20 miles

POS	NO	NAME	ENTRY	LAPS	TIME	GAP	DIFF	MPH	BEST	ON	GRD	↑↓
1	87	Craig LAND	Ma7da Seven	12	12:57.300			75.02	1:02.507	12	2	1
2	37	Ben POWNEY	Ma7da Seven	12	12:58.056	0.756	0.756	74.95	1:02.532	12	1	-1
3	17	Benjamin DADE	Ma7da Seven	12	13:25.341	28.041	27.285	72.41	1:05.059	11	10	7
4	41	Joe WIGGIN	Ma7da Seven	12	13:27.419	30.119	2.078	72.23	1:04.411	11	14	10
5	99	Martin SHELTON	Ma7da Seven	12	13:29.076	31.776	1.657	72.08	1:05.410	12	8	3
6	5	Ian WELLS	Ma7da Seven	12	13:40.142	42.842	11.066	71.10	1:06.331	10	9	3
7	25	David BOWEN	Ma7da Seven	12	13:41.820	44.520	1.678	70.96	1:06.526	12	4	-3
8	13	Anthony RIDD	Ma7da Seven	12	13:42.410	45.110	0.590	70.91	1:06.103	11	6	-2
9	94	Martin WEST	Ma7da Seven	12	13:48.464	51.164	6.054	70.39	1:05.752	12	7	-2
10	66	Lucas BATT	Ma7da Seven	12	13:48.992	51.692	0.528	70.35	1:05.355	11	3	-7
11	30	Kosta KYRITSIS	Ma7da Seven	12	13:49.925	52.625	0.933	70.27	1:04.917	12	11	0
12	69	Lee ROGERS	Ma7da Seven	12	13:51.085	53.785	1.160	70.17	1:06.280	12	13	1
13	47	Timothy PENSTONE-SMITH	Ma7da Seven	11	13:12.752	1 Lap	1 Lap	67.43	1:08.624	10	15	2
14	79	Ayrton ROGERS	Ma7da Seven	11	13:24.487	1 Lap	11.735	66.45	1:10.986	9	17	3
15	3	Callum BARNES	Ma7da Seven	11	13:25.265	1 Lap	0.778	66.38	1:10.775	6	12	-3
16	73	Simon WALKER	Ma7da Seven	11	14:06.958	1 Lap	41.693	63.11	1:11.426	10	18	2
17	55	Mark CRAWFORD	Ma7da Seven	10	12:56.727	2 Laps	1 Lap	62.57	1:12.813	2	16	-1
NOT STARTED												
NS	21	Sam McKEE	Ma7da Seven									5

FASTEST LAP

87	Craig LAND	Ma7da Seven	12	1:02.507	77.75 mph	125.12 kph
----	------------	-------------	----	----------	-----------	------------

Comments:

*No. 55 - classified as shown the chequered flag on track

Weather / Track : Drizzle / Damp

These results are provisional until the conclusion of any judicial and technical matters.

Date: 06/10/2024 Start: 15:34 Finish: 15:47

Mallory Park: 1.3500 miles

Clerk Of Course: Lynne Spurr

Stewards:

Timekeeper: Stewart Burr



750MC Race Meeting - Mallory Park - 6th October 2024

Aim Shop Ma7da Championship

RACE 7 - LAP ANALYSIS

DIFF = Difference To Personal Best Lap

P1 87 Craig LAND				
LAP	LAP TIME	DIFF	MPH	TIME OF DAY
1 -	1:11.404	8.897	68.06	15:35:22.291
2 -	1:05.848	3.341	73.80	15:36:28.139
3 -	1:04.789	2.282	75.01	15:37:32.928
4 -	1:04.559	2.052	75.27	15:38:37.487
5 -	1:03.860	1.353	76.10	15:39:41.347
6 -	1:04.164	1.657	75.74	15:40:45.511
7 -	1:05.333	2.826	74.38	15:41:50.844
8 -	1:03.286 (3)	0.779	76.79	15:42:54.130
9 -	1:04.329	1.822	75.54	15:43:58.459
10 -	1:04.220	1.713	75.67	15:45:02.679
11 -	1:03.001 (2)	0.494	77.14	15:46:05.680
12 -	1:02.507 (1)		77.75	15:47:08.187

P2 37 Ben POWNEY				
LAP	LAP TIME	DIFF	MPH	TIME OF DAY
1 -	1:10.517	7.985	68.91	15:35:21.404
2 -	1:05.395	2.863	74.31	15:36:26.799
3 -	1:04.416	1.884	75.44	15:37:31.215
4 -	1:04.473	1.941	75.38	15:38:35.688
5 -	1:04.707	2.175	75.10	15:39:40.395
6 -	1:04.959	2.427	74.81	15:40:45.354
7 -	1:05.350	2.818	74.36	15:41:50.704
8 -	1:04.326	1.794	75.55	15:42:55.030
9 -	1:03.649 (3)	1.117	76.35	15:43:58.679
10 -	1:04.822	2.290	74.97	15:45:03.501
11 -	1:02.910 (2)	0.378	77.25	15:46:06.411
12 -	1:02.532 (1)		77.72	15:47:08.943

P3 17 Benjamin DADE				
LAP	LAP TIME	DIFF	MPH	TIME OF DAY
1 -	1:12.167	7.108	67.34	15:35:23.054
2 -	1:06.329	1.270	73.27	15:36:29.383
3 -	1:05.886	0.827	73.76	15:37:35.269
4 -	1:06.215	1.156	73.39	15:38:41.484
5 -	1:05.507 (3)	0.448	74.19	15:39:46.991
6 -	1:05.490 (2)	0.431	74.20	15:40:52.481
7 -	1:06.773	1.714	72.78	15:41:59.254
8 -	1:13.447	8.388	66.17	15:43:12.701
9 -	1:06.489	1.430	73.09	15:44:19.190
10 -	1:06.388	1.329	73.20	15:45:25.578
11 -	1:05.059 (1)		74.70	15:46:30.637
12 -	1:05.591	0.532	74.09	15:47:36.228

P4 41 Joe WIGGIN				
LAP	LAP TIME	DIFF	MPH	TIME OF DAY
1 -	1:20.482	16.071	60.38	15:35:31.369
2 -	1:07.826	3.415	71.65	15:36:39.195
3 -	1:07.952	3.541	71.52	15:37:47.147
4 -	1:06.539	2.128	73.03	15:38:53.686
5 -	1:05.889	1.478	73.76	15:39:59.575
6 -	1:06.699	2.288	72.86	15:41:06.274
7 -	1:05.964	1.553	73.67	15:42:12.238
8 -	1:06.620	2.209	72.95	15:43:18.858
9 -	1:05.324	0.913	74.39	15:44:24.182
10 -	1:05.065 (3)	0.654	74.69	15:45:29.247
11 -	1:04.411 (1)		75.45	15:46:33.658
12 -	1:04.648 (2)	0.237	75.17	15:47:38.306

DIFF = Difference To Personal Best Lap

P5 99 Martin SHELTON				
LAP	LAP TIME	DIFF	MPH	TIME OF DAY
1 -	1:14.339	8.929	65.37	15:35:25.226
2 -	1:08.268	2.858	71.19	15:36:33.494
3 -	1:06.933	1.523	72.60	15:37:40.427
4 -	1:07.019	1.609	72.51	15:38:47.446
5 -	1:06.915	1.505	72.62	15:39:54.361
6 -	1:06.917	1.507	72.62	15:41:01.278
7 -	1:07.135	1.725	72.39	15:42:08.413
8 -	1:08.401	2.991	71.05	15:43:16.814
9 -	1:06.176	0.766	73.44	15:44:22.990
10 -	1:05.863 (3)	0.453	73.78	15:45:28.853
11 -	1:05.700 (2)	0.290	73.97	15:46:34.553
12 -	1:05.410 (1)		74.30	15:47:39.963

P6 5 Ian WELLS				
LAP	LAP TIME	DIFF	MPH	TIME OF DAY
1 -	1:18.014	11.683	62.29	15:35:28.901
2 -	1:08.824	2.493	70.61	15:36:37.725
3 -	1:09.231	2.900	70.19	15:37:46.956
4 -	1:07.662	1.331	71.82	15:38:54.618
5 -	1:07.149	0.818	72.37	15:40:01.767
6 -	1:07.958	1.627	71.51	15:41:09.725
7 -	1:06.636	0.305	72.93	15:42:16.361
8 -	1:07.133	0.802	72.39	15:43:23.494
9 -	1:08.165	1.834	71.29	15:44:31.659
10 -	1:06.331 (1)		73.26	15:45:37.990
11 -	1:06.421 (2)	0.090	73.16	15:46:44.411
12 -	1:06.618 (3)	0.287	72.95	15:47:51.029

P7 25 David BOWEN				
LAP	LAP TIME	DIFF	MPH	TIME OF DAY
1 -	1:13.937	7.411	65.73	15:35:24.824
2 -	1:08.375	1.849	71.07	15:36:33.199
3 -	1:08.897	2.371	70.54	15:37:42.096
4 -	1:08.278	1.752	71.17	15:38:50.374
5 -	1:08.501	1.975	70.94	15:39:58.875
6 -	1:09.673	3.147	69.75	15:41:08.548
7 -	1:07.301	0.775	72.21	15:42:15.849
8 -	1:07.043 (3)	0.517	72.49	15:43:22.892
9 -	1:08.407	1.881	71.04	15:44:31.299
10 -	1:08.017	1.491	71.45	15:45:39.316
11 -	1:06.865 (2)	0.339	72.68	15:46:46.181
12 -	1:06.526 (1)		73.05	15:47:52.707

P8 13 Anthony RIDD				
LAP	LAP TIME	DIFF	MPH	TIME OF DAY
1 -	1:19.366	13.263	61.23	15:35:30.253
2 -	1:11.312	5.209	68.15	15:36:41.565
3 -	1:07.147	1.044	72.37	15:37:48.712
4 -	1:07.030	0.927	72.50	15:38:55.742
5 -	1:06.693	0.590	72.87	15:40:02.435
6 -	1:07.753	1.650	71.73	15:41:10.188
7 -	1:07.582	1.479	71.91	15:42:17.770
8 -	1:06.438 (2)	0.335	73.15	15:43:24.208
9 -	1:09.676	3.573	69.75	15:44:33.884
10 -	1:06.802	0.699	72.75	15:45:40.686
11 -	1:06.103 (1)		73.52	15:46:46.789
12 -	1:06.508 (3)	0.405	73.07	15:47:53.297

750MC Race Meeting - Mallory Park - 6th October 2024

Aim Shop Ma7da Championship

RACE 7 - LAP ANALYSIS

DIFF = Difference To Personal Best Lap

P9 94 Martin WEST				
LAP	LAP TIME	DIFF	MPH	TIME OF DAY
1 -	1:16.919	11.167	63.18	15:35:27.806
2 -	1:09.043	3.291	70.39	15:36:36.849
3 -	1:09.251	3.499	70.17	15:37:46.100
4 -	1:07.509	1.757	71.99	15:38:53.609
5 -	1:07.866	2.114	71.61	15:40:01.475
6 -	1:07.389	1.637	72.11	15:41:08.864
7 -	1:13.660	7.908	65.97	15:42:22.524
8 -	1:06.706 (3)	0.954	72.85	15:43:29.230
9 -	1:09.733	3.981	69.69	15:44:38.963
10 -	1:07.973	2.221	71.49	15:45:46.936
11 -	1:06.663 (2)	0.911	72.90	15:46:53.599
12 -	1:05.752 (1)		73.91	15:47:59.351

P10 66 Lucas BATT				
LAP	LAP TIME	DIFF	MPH	TIME OF DAY
1 -	1:14.873	9.518	64.90	15:35:25.760
2 -	1:08.577	3.222	70.86	15:36:34.337
3 -	1:08.172	2.817	71.29	15:37:42.509
4 -	1:08.071	2.716	71.39	15:38:50.580
5 -	1:08.653	3.298	70.79	15:39:59.233
6 -	1:09.111	3.756	70.32	15:41:08.344
7 -	1:05.467 (3)	0.112	74.23	15:42:13.811
8 -	1:07.409	2.054	72.09	15:43:21.220
9 -	1:19.491	14.136	61.13	15:44:40.711
10 -	1:08.428	3.073	71.02	15:45:49.139
11 -	1:05.355 (1)		74.36	15:46:54.494
12 -	1:05.385 (2)	0.030	74.32	15:47:59.879

P11 30 Kosta KYRITSIS				
LAP	LAP TIME	DIFF	MPH	TIME OF DAY
1 -	1:17.897	12.980	62.38	15:35:28.784
2 -	1:17.851	12.934	62.42	15:36:46.635
3 -	1:10.293	5.376	69.13	15:37:56.928
4 -	1:08.341	3.424	71.11	15:39:05.269
5 -	1:09.387	4.470	70.04	15:40:14.656
6 -	1:07.976	3.059	71.49	15:41:22.632
7 -	1:07.200	2.283	72.32	15:42:29.832
8 -	1:05.835 (2)	0.918	73.82	15:43:35.667
9 -	1:06.272	1.355	73.33	15:44:41.939
10 -	1:08.066	3.149	71.40	15:45:50.005
11 -	1:05.890 (3)	0.973	73.75	15:46:55.895
12 -	1:04.917 (1)		74.86	15:48:00.812

P12 69 Lee ROGERS				
LAP	LAP TIME	DIFF	MPH	TIME OF DAY
1 -	1:19.432	13.152	61.18	15:35:30.319
2 -	1:10.673	4.393	68.76	15:36:40.992
3 -	1:08.433	2.153	71.01	15:37:49.425
4 -	1:07.943	1.663	71.53	15:38:57.368
5 -	1:07.647	1.367	71.84	15:40:05.015
6 -	1:07.640 (3)	1.360	71.85	15:41:12.655
7 -	1:07.783	1.503	71.69	15:42:20.438
8 -	1:08.020	1.740	71.44	15:43:28.458
9 -	1:10.679	4.399	68.76	15:44:39.137
10 -	1:09.853	3.573	69.57	15:45:48.990
11 -	1:06.702 (2)	0.422	72.86	15:46:55.692
12 -	1:06.280 (1)		73.32	15:48:01.972

DIFF = Difference To Personal Best Lap

P13 47 Timothy PENSTONE-SMITH				
LAP	LAP TIME	DIFF	MPH	TIME OF DAY
1 -	1:21.513	12.889	59.62	15:35:32.400
2 -	1:13.492	4.868	66.12	15:36:45.892
3 -	1:13.025	4.401	66.55	15:37:58.917
4 -	1:11.872	3.248	67.62	15:39:10.789
5 -	1:11.811	3.187	67.67	15:40:22.600
6 -	1:10.937	2.313	68.51	15:41:33.537
7 -	1:10.977	2.353	68.47	15:42:44.514
8 -	1:10.104 (3)	1.480	69.32	15:43:54.618
9 -	1:10.643	2.019	68.79	15:45:05.261
10 -	1:08.624 (1)		70.82	15:46:13.885
11 -	1:09.754 (2)	1.130	69.67	15:47:23.639

P14 79 Ayrton ROGERS				
LAP	LAP TIME	DIFF	MPH	TIME OF DAY
1 -	1:22.295	11.309	59.05	15:35:33.182
2 -	1:12.699	1.713	66.85	15:36:45.881
3 -	1:15.013	4.027	64.78	15:38:00.894
4 -	1:11.300 (2)	0.314	68.16	15:39:12.194
5 -	1:11.571	0.585	67.90	15:40:23.765
6 -	1:11.620	0.634	67.85	15:41:35.385
7 -	1:11.666	0.680	67.81	15:42:47.051
8 -	1:14.348	3.362	65.36	15:44:01.399
9 -	1:10.986 (1)		68.46	15:45:12.385
10 -	1:11.626	0.640	67.85	15:46:24.011
11 -	1:11.363 (3)	0.377	68.10	15:47:35.374

P15 3 Callum BARNES				
LAP	LAP TIME	DIFF	MPH	TIME OF DAY
1 -	1:29.117	18.342	54.53	15:35:40.004
2 -	1:12.598	1.823	66.94	15:36:52.602
3 -	1:12.049	1.274	67.45	15:38:04.651
4 -	1:11.822	1.047	67.66	15:39:16.473
5 -	1:11.334	0.559	68.13	15:40:27.807
6 -	1:10.775 (1)		68.66	15:41:38.582
7 -	1:11.224 (3)	0.449	68.23	15:42:49.806
8 -	1:12.129	1.354	67.37	15:44:01.935
9 -	1:11.528	0.753	67.94	15:45:13.463
10 -	1:11.621	0.846	67.85	15:46:25.084
11 -	1:11.068 (2)	0.293	68.38	15:47:36.152

P16 73 Simon WALKER				
LAP	LAP TIME	DIFF	MPH	TIME OF DAY
1 -	1:29.298	17.872	54.42	15:35:40.185
2 -	1:16.453	5.027	63.56	15:36:56.638
3 -	1:17.053	5.627	63.07	15:38:13.691
4 -	1:15.575	4.149	64.30	15:39:29.266
5 -	1:15.357 (3)	3.931	64.49	15:40:44.623
6 -	1:18.253	6.827	62.10	15:42:02.876
7 -	1:18.015	6.589	62.29	15:43:20.891
8 -	1:17.083	5.657	63.04	15:44:37.974
9 -	1:16.408	4.982	63.60	15:45:54.382
10 -	1:11.426 (1)		68.04	15:47:05.808
11 -	1:12.037 (2)	0.611	67.46	15:48:17.845

P17 55 Mark CRAWFORD				
LAP	LAP TIME	DIFF	MPH	TIME OF DAY
1 -	1:30.320	17.507	53.80	15:35:41.207
2 -	1:12.813 (1)		66.74	15:36:54.020
3 -	1:26.255	13.442	56.34	15:38:20.275

750MC Race Meeting - Mallory Park - 6th October 2024

Aim Shop Ma7da Championship

RACE 7 - LAP ANALYSIS

DIFF = Difference To Personal Best Lap

4 -	1:14.653	1.840	65.10	15:39:34.928
5 -	1:15.862	3.049	64.06	15:40:50.790
6 -	1:14.593 (3)	1.780	65.15	15:42:05.383
7 -	1:16.275	3.462	63.71	15:43:21.658
8 -	1:17.104	4.291	63.03	15:44:38.762
9 -	1:14.065 (2)	1.252	65.61	15:45:52.827
10 -	1:14.787	1.974	64.98	15:47:07.614

750MC Race Meeting - Mallory Park - 6th October 2024

Aim Shop Ma7da Championship

RACE 7 - LAP CHART

LAP 1 @ 15:35:21.404			LAP 2 @ 15:36:26.799			LAP 3 @ 15:37:31.215			LAP 4 @ 15:38:35.688			LAP 5 @ 15:39:40.395		
NO	BEHIND	LAP TIME	NO	BEHIND	LAP TIME	NO	BEHIND	LAP TIME	NO	BEHIND	LAP TIME	NO	BEHIND	LAP TIME
37		1:10.517	37		1:05.395	37		1:04.416	37		1:04.473	37		1:04.707
87	0.887	1:11.404	87	1.340	1:05.848	87	1.713	1:04.789	87	1.799	1:04.559	87	0.952	1:03.860
17	1.650	1:12.167	17	2.584	1:06.329	17	4.054	1:05.886	17	5.796	1:06.215	17	6.596	1:05.507
25	3.420	1:13.937	25	6.400	1:08.375	99	9.212	1:06.933	99	11.758	1:07.019	99	13.966	1:06.915
99	3.822	1:14.339	99	6.695	1:08.268	25	10.881	1:08.897	25	14.686	1:08.278	25	18.480	1:08.501
66	4.356	1:14.873	66	7.538	1:08.577	66	11.294	1:08.172	66	14.892	1:08.071	66	18.838	1:08.653
94	6.402	1:16.919	94	10.050	1:09.043	94	14.885	1:09.251	94	17.921	1:07.509	41	19.180	1:05.889
30	7.380	1:17.897	5	10.926	1:08.824	5	15.741	1:09.231	41	17.998	1:06.539	94	21.080	1:07.866
5	7.497	1:18.014	41	12.396	1:07.826	41	15.932	1:07.952	5	18.930	1:07.662	5	21.372	1:07.149
13	8.849	1:19.366	69	14.193	1:10.673	13	17.497	1:07.147	13	20.054	1:07.030	13	22.040	1:06.693
69	8.915	1:19.432	13	14.766	1:11.312	69	18.210	1:08.433	69	21.680	1:07.943	69	24.620	1:07.647
41	9.965	1:20.482	79	19.082	1:12.699	30	25.713	1:10.293	30	29.581	1:08.341	30	34.261	1:09.387
47	10.996	1:21.513	47	19.093	1:13.492	47	27.702	1:13.025	47	35.101	1:11.872	47	42.205	1:11.811
79	11.778	1:22.295	30	19.836	1:17.851	79	29.679	1:15.013	79	36.506	1:11.300	79	43.370	1:11.571
3	18.600	1:29.117	3	25.803	1:12.598	3	33.436	1:12.049	3	40.785	1:11.822	3	47.412	1:11.334
73	18.781	1:29.298	55	27.221	1:12.813	73	42.476	1:17.053	73	53.578	1:15.575	73	1:04.228	1:15.357
55	19.803	1:30.320	73	29.839	1:16.453	55	49.060	1:26.255	55	59.240	1:14.653			

750MC Race Meeting - Mallory Park - 6th October 2024

Aim Shop Ma7da Championship

RACE 7 - LAP CHART

LAP 6 @ 15:40:45.354			LAP 7 @ 15:41:50.704			LAP 8 @ 15:42:54.130			LAP 9 @ 15:43:58.459			LAP 10 @ 15:45:02.679		
NO	BEHIND	LAP TIME	NO	BEHIND	LAP TIME	NO	BEHIND	LAP TIME	NO	BEHIND	LAP TIME	NO	BEHIND	LAP TIME
37		1:04.959	37		1:05.350	87		1:03.286	87		1:04.329	87		1:04.220
87	0.157	1:04.164	87	0.140	1:05.333	37	0.900	1:04.326	37	0.220	1:03.649	37	0.822	1:04.822
55	1 Lap	1:15.862	17	8.550	1:06.773	17	18.571	1:13.447	79	1 Lap	1:14.348	47	1 Lap	1:10.643
17	7.127	1:05.490	73	1 Lap	1:18.253	99	22.684	1:08.401	3	1 Lap	1:12.129	79	1 Lap	1:10.986
99	15.924	1:06.917	55	1 Lap	1:14.593	41	24.728	1:06.620	17	20.731	1:06.489	3	1 Lap	1:11.528
41	20.920	1:06.699	99	17.709	1:07.135	73	1 Lap	1:18.015	99	24.531	1:06.176	17	22.899	1:06.388
66	22.990	1:09.111	41	21.534	1:05.964	66	27.090	1:07.409	41	25.723	1:05.324	99	26.174	1:05.863
25	23.194	1:09.673	66	23.107	1:05.467	55	1 Lap	1:16.275	25	32.840	1:08.407	41	26.568	1:05.065
94	23.510	1:07.389	25	25.145	1:07.301	25	28.762	1:07.043	5	33.200	1:08.165	5	35.311	1:06.331
5	24.371	1:07.958	5	25.657	1:06.636	5	29.364	1:07.133	13	35.425	1:09.676	25	36.637	1:08.017
13	24.834	1:07.753	13	27.066	1:07.582	13	30.078	1:06.438	73	1 Lap	1:17.083	13	38.007	1:06.802
69	27.301	1:07.640	69	29.734	1:07.783	69	34.328	1:08.020	55	1 Lap	1:17.104	94	44.257	1:07.973
30	37.278	1:07.976	94	31.820	1:13.660	94	35.100	1:06.706	94	40.504	1:09.733	69	46.311	1:09.853
47	48.183	1:10.937	30	39.128	1:07.200	30	41.537	1:05.835	69	40.678	1:10.679	66	46.460	1:08.428
79	50.031	1:11.620	47	53.810	1:10.977	47	1:00.488	1:10.104	66	42.252	1:19.491	30	47.326	1:08.066
3	53.228	1:10.775	79	56.347	1:11.666				30	43.480	1:06.272	55	1 Lap	1:14.065
			3	59.102	1:11.224							73	1 Lap	1:16.408

750MC Race Meeting - Mallory Park - 6th October 2024

Aim Shop Ma7da Championship

RACE 7 - LAP CHART

LAP 11 @ 15:46:05.680			LAP 12 @ 15:47:08.187		
NO	BEHIND	LAP TIME	NO	BEHIND	LAP TIME
87		1:03.001	87		1:02.507
37	0.731	1:02.910	37	0.756	1:02.532
47	1 Lap	1:08.624	47	1 Lap	1:09.754
79	1 Lap	1:11.626	79	1 Lap	1:11.363
3	1 Lap	1:11.621	3	1 Lap	1:11.068
17	24.957	1:05.059	17	28.041	1:05.591
41	27.978	1:04.411	41	30.119	1:04.648
99	28.873	1:05.700	99	31.776	1:05.410
5	38.731	1:06.421	5	42.842	1:06.618
25	40.501	1:06.865	25	44.520	1:06.526
13	41.109	1:06.103	13	45.110	1:06.508
94	47.919	1:06.663	94	51.164	1:05.752
66	48.814	1:05.355	66	51.692	1:05.385
69	50.012	1:06.702	30	52.625	1:04.917
30	50.215	1:05.890	69	53.785	1:06.280
73	1 Lap	1:11.426	73	1 Lap	1:12.037
55	1 Lap	1:14.787			

750MC Race Meeting - Mallory Park - 6th October 2024

Aim Shop Ma7da Championship

RACE 7 - POSITION CHART

No	Name	Lap													
		Pos	1	2	3	4	5	6	7	8	9	10	11	12	
37	POWNEY	1	37	37	37	37	37	37	37	37	87	87	87	87	87
87	LAND	2	87	87	87	87	87	87	87	37	37	37	37	37	
66	BATT	3	17	17	17	17	17	17	17	17	17	17	17	17	
25	BOWEN	4	25	25	99	99	99	99	99	99	99	99	99	41	41
21	McKEE	5	99	99	25	25	25	41	41	41	41	41	99	99	
13	RIDD	6	66	66	66	66	66	66	66	66	25	5	5	5	
94	WEST	7	94	94	94	94	41	25	25	25	5	25	25	25	
99	SHELTON	8	30	5	5	41	94	94	5	5	13	13	13	13	
5	WELLS	9	5	41	41	5	5	5	13	13	94	94	94	94	
17	DADE	10	13	69	13	13	13	13	69	69	69	69	66	66	
30	KYRITSIS	11	69	13	69	69	69	69	94	94	66	66	69	30	
3	BARNES	12	41	79	30	30	30	30	30	30	30	30	30	69	
69	ROGERS	13	47	47	47	47	47	47	47	47	47	47	47		
41	WIGGIN	14	79	30	79	79	79	79	79	79	79	79	79		
47	PENSTONE-SMITH	15	3	3	3	3	3	3	3	3	3	3	3		
55	CRAWFORD	16	73	55	73	73	73	73	73	73	55	73	73		
79	ROGERS	17	55	73	55	55	55	55	55	55	73	55			
73	WALKER	18													

750MC Race Meeting - Mallory Park - 6th October 2024

Aim Shop Ma7da Championship

RACE 7 - STATISTICS

Competitors Started	17
Planned Start	2024-10-06 @ 15:15:00.000
Actual Start	2024-10-06 @ 15:34:10.886
Finish Time	2024-10-06 @ 15:47:08.186
Track Length	1.3500mi.
Total Laps	198
Total Distance Covered	267.3000mi.

Session Fastest Lap History

NO	NAME	LAP TIME	TIME OF DAY	LAP	VEHICLE
37	Ben POWNEY	1:10.517	15:35:21.404	1	Ma7da Seven
37	Ben POWNEY	1:05.395	15:36:26.798	2	Ma7da Seven
37	Ben POWNEY	1:04.416	15:37:31.213	3	Ma7da Seven
87	Craig LAND	1:03.860	15:39:41.344	5	Ma7da Seven
87	Craig LAND	1:03.286	15:42:54.126	8	Ma7da Seven
87	Craig LAND	1:03.001	15:46:05.677	11	Ma7da Seven
37	Ben POWNEY	1:02.910	15:46:06.411	11	Ma7da Seven
87	Craig LAND	1:02.507	15:47:08.183	12	Ma7da Seven

Session Leader History

NO	NAME	FROM LAP	LAPS LED	DISTANCE	VEHICLE
37	Ben POWNEY	1	7	9.45 miles	Ma7da Seven
87	Craig LAND	8	5	6.75 miles	Ma7da Seven

Flag History

TYPE	TIME OF DAY
GREEN	15:34:10.886
FINISH	15:47:08.186

Flag Statistics

TYPE	COUNT	TOTAL LAPS	TOTAL TIME
Green	1	12	14:51.516
Red	0	0	0.000
Safety Car	0	0	0.000
FCY	0	0	0.000