

**aimshop.com**

**ma7da**

# AIM SHOP MA7DA CHAMPIONSHIP



750 Motor Club Race Meeting  
Silverstone National  
27<sup>th</sup> October 2024



**SPORTS TIMING**

**TIMING SOLUTIONS LTD**

Timing & Results Provided by Timing Solutions Ltd

[www.tsl-timing.com](http://www.tsl-timing.com)

# 2024 Aim Shop Ma7da Championship

## QUALIFYING - RACE 3 & 8 - CLASSIFICATION



POS	NO	CL	PIC	NAME	ENTRY	TIME	ON	LAPS	GAP	DIFF	MPH
1	87		1	Craig LAND	Ma7da Seven	1:05.652	2	13			89.95
2	99		2	Martin SHELTON	Ma7da Seven	1:06.052	13	13	0.400	0.400	89.40
3	94*		3	Martin WEST	Ma7da Seven	1:06.144	8	13	0.492	0.092	89.28
4	66*		4	Lucas BATT	Ma7da Seven	1:06.147	3	12	0.495	0.003	89.28
5	37		5	Ben POWNEY	Ma7da Seven	1:06.191	7	13	0.539	0.044	89.22
6	17*		6	Benjamin DADE	Ma7da Seven	1:06.248	6	13	0.596	0.057	89.14
7	3		7	Callum BARNES	Ma7da Seven	1:06.423	11	13	0.771	0.174	88.90
8	4		8	David MARTIN	Ma7da Seven	1:06.425	12	13	0.773	0.002	88.90
9	25		9	David BOWEN	Ma7da Seven	1:06.491	7	13	0.839	0.066	88.81
10	79		10	Ayrton ROGERS	Ma7da Seven	1:06.497	7	13	0.845	0.006	88.81
11	56		11	Daniel SIBBONS	Ma7da Seven	1:06.678	5	13	1.026	0.181	88.56
12	55		12	Mark CRAWFORD	Ma7da Seven	1:06.776	13	13	1.124	0.098	88.43
13	20*		13	Todd BOUCHER	Ma7da Seven	1:06.832	11	13	1.180	0.056	88.36
14	24*		14	Rik LANYI	Ma7da Seven	1:07.479	6	13	1.827	0.647	87.51
15	15*		15	Matt GRAUX	Ma7da Seven	1:07.499	12	12	1.847	0.020	87.49
16	69		16	Lee ROGERS	Ma7da Seven	1:07.710	5	13	2.058	0.211	87.22
17	5	TC	1	Ian WELLS	Ma7da Seven	1:07.906	3	13	2.254	0.196	86.96
18	81*		17	Lewis WARD	Ma7da Seven	1:08.239	12	12	2.587	0.333	86.54
19	47		18	Timothy PENSTONE-SMITH	Ma7da Seven	1:08.267	4	13	2.615	0.028	86.50
20	151		19	Paul THOMPSON	Ma7da Seven	1:10.839	8	12	5.187	2.572	83.36

**Comments:**

\*No. 17 - still no working transponder, please rectify before your next session  
 No. 15, 17, 20, 24, 66, 81, 94 - 1 Lap time disallowed; exceeding track limits.

Weather / Track : Bright / Dry

These results are provisional until the conclusion of any judicial and technical matters.

Date: 27/10/2024 Start: 10:08 Finish: 10:23

Silverstone National: 1.6404 miles

Clerk Of Course: Lynne Spurr

Stewards:

Timekeeper: Stewart Burr



2024 Aim Shop Ma7da Championship

QUALIFYING - RACE 3 & 8 - 2ND FASTEST CLASSIFICATION



POS	NO	CL	PIC	NAME	ENTRY	TIME	ON	LAPS	GAP	DIFF	MPH
1	99		1	Martin SHELTON	Ma7da Seven	1:06.131	8	13			89.30
2	66*		2	Lucas BATT	Ma7da Seven	1:06.154	8	12		0.023	89.27
3	87		3	Craig LAND	Ma7da Seven	1:06.176	11	13	0.045	0.022	89.24
4	37		4	Ben POWNEY	Ma7da Seven	1:06.191	9	13	0.060	0.015	89.22
5	17*		5	Benjamin DADE	Ma7da Seven	1:06.257	8	13	0.126	0.066	89.13
6	94*		6	Martin WEST	Ma7da Seven	1:06.283	6	13	0.152	0.026	89.09
7	25		7	David BOWEN	Ma7da Seven	1:06.520	11	13	0.389	0.237	88.78
8	4		8	David MARTIN	Ma7da Seven	1:06.594	5	13	0.463	0.074	88.68
9	56		9	Daniel SIBBONS	Ma7da Seven	1:06.740	8	13	0.609	0.146	88.48
10	79		10	Ayrton ROGERS	Ma7da Seven	1:06.778	11	13	0.647	0.038	88.43
11	20*		11	Todd BOUCHER	Ma7da Seven	1:06.836	10	13	0.705	0.058	88.36
12	55		12	Mark CRAWFORD	Ma7da Seven	1:06.995	8	13	0.864	0.159	88.15
13	3		13	Callum BARNES	Ma7da Seven	1:07.039	8	13	0.908	0.044	88.09
14	24*		14	Rik LANYI	Ma7da Seven	1:07.537	10	13	1.406	0.498	87.44
15	15*		15	Matt GRAUX	Ma7da Seven	1:07.649	11	12		0.112	87.29
16	69		16	Lee ROGERS	Ma7da Seven	1:07.991	4	13	1.860	0.342	86.85
17	47		17	Timothy PENSTONE-SMITH	Ma7da Seven	1:08.337	12	13	2.206	0.346	86.41
18	5	TC	1	Ian WELLS	Ma7da Seven	1:08.347	11	13	2.216	0.010	86.40
19	81*		18	Lewis WARD	Ma7da Seven	1:09.142	8	12		0.795	85.41
20	151		19	Paul THOMPSON	Ma7da Seven	1:10.870	11	12		1.728	83.33

Comments:

\*No. 17 - still no working transponder, please rectify before your next session  
 No. 15, 17, 20, 24, 66, 81, 94 - 1 Lap time disallowed; exceeding track limits.

Weather / Track : Bright / Dry

These results are provisional until the conclusion of any judicial and technical matters.

Date: 27/10/2024 Start: 10:08 Finish: 10:23  
 Silverstone National: 1.6404 miles

Clerk Of Course: Lynne Spurr

Stewards:

Timekeeper: Stewart Burr



# 2024 Aim Shop Ma7da Championship

## QUALIFYING - RACE 3 & 8 - LAP ANALYSIS

DIFF = Difference To Personal Best Lap

P1 87 Craig LAND				
LAP	LAP TIME	DIFF	MPH	TIME OF DAY
1 -	1:06.229	0.577	89.17	10:10:40.916
2 -	<b>1:05.652 (1)</b>		<b>89.95</b>	<b>10:11:46.568</b>
3 -	1:06.294	0.642	89.08	10:12:52.862
4 -	1:22.843	17.191	71.28	10:14:15.705
5 -	1:07.225	1.573	87.84	10:15:22.930
6 -	1:07.214	1.562	87.86	10:16:30.144
7 -	1:06.741	1.089	88.48	10:17:36.885
8 -	1:06.236	0.584	89.16	10:18:43.121
9 -	1:07.114	1.462	87.99	10:19:50.235
10 -	1:07.041	1.389	88.09	10:20:57.276
11 -	1:06.176 (2)	0.524	89.24	10:22:03.452
12 -	1:06.201 (3)	0.549	89.20	10:23:09.653
13 -	1:06.863	1.211	88.32	10:24:16.516

P2 99 Martin SHELTON				
LAP	LAP TIME	DIFF	MPH	TIME OF DAY
1 -	1:07.163	1.111	87.93	10:10:41.315
2 -	1:06.726	0.674	88.50	10:11:48.041
3 -	1:06.704	0.652	88.53	10:12:54.745
4 -	1:06.403 (3)	0.351	88.93	10:14:01.148
5 -	1:07.551	1.499	87.42	10:15:08.699
6 -	1:06.443	0.391	88.88	10:16:15.142
7 -	1:06.860	0.808	88.32	10:17:22.002
8 -	1:06.131 (2)	0.079	89.30	10:18:28.133
9 -	1:06.479	0.427	88.83	10:19:34.612
10 -	1:07.205	1.153	87.87	10:20:41.817
11 -	1:09.547	3.495	84.91	10:21:51.364
12 -	1:08.992	2.940	85.59	10:23:00.356
13 -	<b>1:06.052 (1)</b>		<b>89.40</b>	<b>10:24:06.408</b>

P3 94 Martin WEST				
LAP	LAP TIME	DIFF	MPH	TIME OF DAY
1 -	1:09.052	2.908	85.52	10:10:57.822
2 -	1:07.368	1.224	87.66	10:12:05.190
3 -	1:06.965	0.821	88.19	10:13:12.155
4 -	1:07.296	1.152	87.75	10:14:19.451
5 -	1:07.027	0.883	88.10	10:15:26.478
6 -	1:06.283 (2)	0.139	89.09	10:16:32.761
7 -	1:06.619	0.475	88.64	10:17:39.380
8 -	<b>1:06.144 (1)</b>		<b>89.28</b>	<b>10:18:45.524</b>
9 -	1:06.861	0.717	88.32	10:19:52.385
10 -	1:06.421	0.277	88.91	10:20:58.806
11 -	<del>1:06.574</del> D	0.430	88.70	10:22:05.380
12 -	1:07.748	1.604	87.17	10:23:13.128
13 -	1:06.400 (3)	0.256	88.94	10:24:19.528

P4 66 Lucas BATT				
LAP	LAP TIME	DIFF	MPH	TIME OF DAY
1 -	1:07.091	0.944	88.02	10:10:30.352
2 -	1:06.801	0.654	88.40	10:11:37.153
3 -	<b>1:06.147 (1)</b>		<b>89.28</b>	<b>10:12:43.300</b>
4 -	1:06.757	0.610	88.46	10:13:50.057
5 -	1:07.936	1.789	86.92	10:14:57.993
6 -	<del>1:07.446</del> D	1.299	87.56	10:16:05.439
7 -	1:07.123	0.976	87.98	10:17:12.562
8 -	1:06.154 (2)	0.007	89.27	10:18:18.716
9 -	1:07.421	1.274	87.59	10:19:26.137
10 -	1:06.209 (3)	0.062	89.19	10:20:32.346
11 -	1:06.660	0.513	88.59	10:21:39.006
12 -	1:17.705 P	11.558	76.00	10:22:56.711

DIFF = Difference To Personal Best Lap

P5 37 Ben POWNEY				
LAP	LAP TIME	DIFF	MPH	TIME OF DAY
1 -	1:06.912	0.721	88.26	10:10:29.444
2 -	1:06.467	0.276	88.85	10:11:35.911
3 -	1:06.413	0.222	88.92	10:12:42.324
4 -	1:07.974	1.783	86.88	10:13:50.298
5 -	1:06.283	0.092	89.09	10:14:56.581
6 -	1:09.352	3.161	85.15	10:16:05.933
7 -	<b>1:06.191 (1)</b>		<b>89.22</b>	<b>10:17:12.124</b>
8 -	1:06.915	0.724	88.25	10:18:19.039
9 -	<b>1:06.191 (1)</b>		<b>89.22</b>	<b>10:19:25.230</b>
10 -	1:06.270 (3)	0.079	89.11	10:20:31.500
11 -	1:08.061	1.870	86.77	10:21:39.561
12 -	1:11.397	5.206	82.71	10:22:50.958
13 -	1:13.420	7.229	80.43	10:24:04.378

P6 17 Benjamin DADE				
LAP	LAP TIME	DIFF	MPH	TIME OF DAY
1 -	1:07.461	1.212	87.54	10:10:48.027
2 -	1:06.743	0.494	88.48	10:11:54.770
3 -	1:06.725	0.476	88.50	10:13:01.495
4 -	1:06.535	0.286	88.76	10:14:08.030
5 -	1:06.269	0.020	89.11	10:15:14.299
6 -	<b>1:06.248 (1)</b>		<b>89.14</b>	<b>10:16:20.547</b>
7 -	1:06.268 (3)	0.019	89.11	10:17:26.816
8 -	1:06.257 (2)	0.008	89.13	10:18:33.073
9 -	1:06.959	0.710	88.19	10:19:40.032
10 -	<del>1:06.205</del> D		89.20	10:20:46.237
11 -	1:06.425	0.176	88.90	10:21:52.662
12 -	1:06.305	0.056	89.06	10:22:58.967
13 -	1:06.427	0.178	88.90	10:24:05.394

P7 3 Callum BARNES				
LAP	LAP TIME	DIFF	MPH	TIME OF DAY
1 -	1:07.974	1.551	86.88	10:10:49.644
2 -	1:07.341	0.918	87.69	10:11:56.985
3 -	1:07.817	1.394	87.08	10:13:04.802
4 -	1:09.571	3.148	84.88	10:14:14.373
5 -	1:07.805	1.382	87.09	10:15:22.178
6 -	1:08.960	2.537	85.63	10:16:31.138
7 -	1:07.316	0.893	87.73	10:17:38.454
8 -	1:07.039 (2)	0.616	88.09	10:18:45.493
9 -	1:07.390	0.967	87.63	10:19:52.883
10 -	1:07.217 (3)	0.794	87.85	10:21:00.100
11 -	<b>1:06.423 (1)</b>		<b>88.90</b>	<b>10:22:06.523</b>
12 -	1:07.827	1.404	87.06	10:23:14.350
13 -	1:07.647	1.224	87.30	10:24:21.997

P8 4 David MARTIN				
LAP	LAP TIME	DIFF	MPH	TIME OF DAY
1 -	1:08.025	1.600	86.81	10:10:46.451
2 -	1:06.816 (3)	0.391	88.38	10:11:53.267
3 -	1:07.147	0.722	87.95	10:13:00.414
4 -	1:08.079	1.654	86.74	10:14:08.493
5 -	1:06.594 (2)	0.169	88.68	10:15:15.087
6 -	1:06.991	0.566	88.15	10:16:22.078
7 -	1:07.203	0.778	87.87	10:17:29.281
8 -	1:07.419	0.994	87.59	10:18:36.700
9 -	1:07.029	0.604	88.10	10:19:43.729
10 -	1:07.777	1.352	87.13	10:20:51.506
11 -	1:07.082	0.657	88.03	10:21:58.588

# 2024 Aim Shop Ma7da Championship

## QUALIFYING - RACE 3 & 8 - LAP ANALYSIS

DIFF = Difference To Personal Best Lap

12 - **1:06.425 (1)** **88.90** **10:23:05.013**  
 13 - 1:07.193 0.768 87.89 10:24:12.206

P9 25 David BOWEN				
LAP	LAP TIME	DIFF	MPH	TIME OF DAY
1 -	1:09.425	2.934	85.06	10:10:54.000
2 -	1:07.257	0.766	87.80	10:12:01.257
3 -	1:06.775	0.284	88.44	10:13:08.032
4 -	1:07.662	1.171	87.28	10:14:15.694
5 -	1:07.474	0.983	87.52	10:15:23.168
6 -	1:07.757	1.266	87.15	10:16:30.925
7 -	<b>1:06.491 (1)</b>		<b>88.81</b>	<b>10:17:37.416</b>
8 -	1:07.155	0.664	87.94	10:18:44.571
9 -	1:07.708	1.217	87.22	10:19:52.279
10 -	1:07.213	0.722	87.86	10:20:59.492
11 -	1:06.520 (2)	0.029	88.78	10:22:06.012
12 -	1:10.617	4.126	83.62	10:23:16.629
13 -	1:06.619 (3)	0.128	88.64	10:24:23.248

P10 79 Ayrton ROGERS				
LAP	LAP TIME	DIFF	MPH	TIME OF DAY
1 -	1:08.390	1.893	86.35	10:10:44.676
2 -	1:07.674	1.177	87.26	10:11:52.350
3 -	1:07.792	1.295	87.11	10:13:00.142
4 -	1:08.857	2.360	85.76	10:14:08.999
5 -	1:07.022 (3)	0.525	88.11	10:15:16.021
6 -	1:07.219	0.722	87.85	10:16:23.240
7 -	<b>1:06.497 (1)</b>		<b>88.81</b>	<b>10:17:29.737</b>
8 -	1:07.507	1.010	87.48	10:18:37.244
9 -	1:07.252	0.755	87.81	10:19:44.496
10 -	1:07.744	1.247	87.17	10:20:52.240
11 -	1:06.778 (2)	0.281	88.43	10:21:59.018
12 -	1:07.104	0.607	88.00	10:23:06.122
13 -	1:07.262	0.765	87.80	10:24:13.384

P11 56 Daniel SIBBONS				
LAP	LAP TIME	DIFF	MPH	TIME OF DAY
1 -	1:10.174	3.496	84.15	10:10:37.408
2 -	1:06.831 (3)	0.153	88.36	10:11:44.239
3 -	1:07.703	1.025	87.22	10:12:51.942
4 -	1:07.804	1.126	87.09	10:13:59.746
5 -	<b>1:06.678 (1)</b>		<b>88.56</b>	<b>10:15:06.424</b>
6 -	1:07.218	0.540	87.85	10:16:13.642
7 -	1:07.375	0.697	87.65	10:17:21.017
8 -	1:06.740 (2)	0.062	88.48	10:18:27.757
9 -	1:07.355	0.677	87.67	10:19:35.112
10 -	1:07.125	0.447	87.98	10:20:42.237
11 -	1:07.182	0.504	87.90	10:21:49.419
12 -	1:07.479	0.801	87.51	10:22:56.898
13 -	1:07.039	0.361	88.09	10:24:03.937

P12 55 Mark CRAWFORD				
LAP	LAP TIME	DIFF	MPH	TIME OF DAY
1 -	1:07.906	1.130	86.96	10:10:36.557
2 -	1:07.361	0.585	87.67	10:11:43.918
3 -	1:07.406	0.630	87.61	10:12:51.324
4 -	1:07.610	0.834	87.34	10:13:58.934
5 -	1:08.622	1.846	86.06	10:15:07.556
6 -	1:07.459	0.683	87.54	10:16:15.015
7 -	1:08.573	1.797	86.12	10:17:23.588
8 -	1:06.995 (2)	0.219	88.15	10:18:30.583
9 -	1:07.155	0.379	87.94	10:19:37.738

DIFF = Difference To Personal Best Lap

10 - 1:07.121 (3) 0.345 87.98 10:20:44.859  
 11 - 1:07.218 0.442 87.85 10:21:52.077  
 12 - 1:07.314 0.538 87.73 10:22:59.391  
 13 - **1:06.776 (1)** **88.43** **10:24:06.167**

P13 20 Todd BOUCHER				
LAP	LAP TIME	DIFF	MPH	TIME OF DAY
1 -	1:08.463	1.631	86.26	10:10:39.106
2 -	1:07.111 (3)	0.279	87.99	10:11:46.217
3 -	1:07.699	0.867	87.23	10:12:53.916
4 -	1:21.425	14.593	72.52	10:14:15.341
5 -	1:07.188	0.356	87.89	10:15:22.529
6 -	1:07.414	0.582	87.60	10:16:29.943
7 -	1:07.174	0.342	87.91	10:17:37.117
8 -	1:07.169	0.337	87.92	10:18:44.286
9 -	<del>1:07.552</del> D	0.720	87.42	10:19:51.838
10 -	1:06.836 (2)	0.004	88.36	10:20:58.674
11 -	<b>1:06.832 (1)</b>		<b>88.36</b>	<b>10:22:05.506</b>
12 -	1:22.593	15.761	71.50	10:23:28.099
13 -	1:07.213	0.381	87.86	10:24:35.312

P14 24 Rik LANYI				
LAP	LAP TIME	DIFF	MPH	TIME OF DAY
1 -	1:09.064	1.585	85.51	10:10:37.066
2 -	<del>1:07.864</del> D	0.382	87.02	10:11:44.927
3 -	1:07.867	0.388	87.01	10:12:52.794
4 -	1:08.083	0.604	86.74	10:14:00.877
5 -	1:08.606	1.127	86.08	10:15:09.483
6 -	<b>1:07.479 (1)</b>		<b>87.51</b>	<b>10:16:16.962</b>
7 -	1:08.130	0.651	86.68	10:17:25.092
8 -	1:07.615 (3)	0.136	87.34	10:18:32.707
9 -	1:08.249	0.770	86.53	10:19:40.956
10 -	1:07.537 (2)	0.058	87.44	10:20:48.493
11 -	1:07.624	0.145	87.33	10:21:56.117
12 -	1:08.362	0.883	86.38	10:23:04.479
13 -	1:08.426	0.947	86.30	10:24:12.905

P15 15 Matt GRAUX				
LAP	LAP TIME	DIFF	MPH	TIME OF DAY
1 -	1:08.009	0.510	86.83	10:10:40.866
2 -	1:07.958	0.459	86.90	10:11:48.824
3 -	1:07.941	0.442	86.92	10:12:56.765
4 -	1:07.925	0.426	86.94	10:14:04.690
5 -	1:07.915	0.416	86.95	10:15:12.605
6 -	1:08.008	0.509	86.83	10:16:20.613
7 -	1:07.813	0.314	87.08	10:17:28.426
8 -	1:07.764	0.265	87.15	10:18:36.190
9 -	1:07.678 (3)	0.179	87.26	10:19:43.868
10 -	<del>1:08.882</del> D	1.383	85.73	10:20:52.750
11 -	1:07.649 (2)	0.150	87.29	10:22:00.399
12 -	<b>1:07.499 (1)</b>		<b>87.49</b>	<b>10:23:07.898</b>

P16 69 Lee ROGERS				
LAP	LAP TIME	DIFF	MPH	TIME OF DAY
1 -	1:08.502	0.792	86.21	10:10:43.595
2 -	1:09.489	1.779	84.98	10:11:53.084
3 -	1:08.281	0.571	86.49	10:13:01.365
4 -	1:07.991 (2)	0.281	86.85	10:14:09.356
5 -	<b>1:07.710 (1)</b>		<b>87.22</b>	<b>10:15:17.066</b>
6 -	1:08.797	1.087	85.84	10:16:25.863
7 -	1:09.110	1.400	85.45	10:17:34.973
8 -	1:09.382	1.672	85.11	10:18:44.355

# 2024 Aim Shop Ma7da Championship

## QUALIFYING - RACE 3 & 8 - LAP ANALYSIS

DIFF = Difference To Personal Best Lap

9 -	1:09.309	1.599	85.20	10:19:53.664
10 -	1:08.176 (3)	0.466	86.62	10:21:01.840
11 -	1:08.501	0.791	86.21	10:22:10.341
12 -	1:08.745	1.035	85.90	10:23:19.086
13 -	1:08.556	0.846	86.14	10:24:27.642

DIFF = Difference To Personal Best Lap

<b>8 -</b>	<b>1:10.839 (1)</b>		<b>83.36</b>	<b>10:19:50.764</b>
9 -	1:29.868	19.029	65.71	10:21:20.632
10 -	1:11.354	0.515	82.76	10:22:31.986
11 -	1:10.870 (2)	0.031	83.33	10:23:42.856
12 -	1:11.975	1.136	82.05	10:24:54.831

<b>P17</b>	<b>5 Ian WELLS</b>			
LAP	LAP TIME	DIFF	MPH	TIME OF DAY

1 -	1:10.651	2.745	83.58	10:10:53.354
2 -	1:08.824	0.918	85.80	10:12:02.178
<b>3 -</b>	<b>1:07.906 (1)</b>		<b>86.96</b>	<b>10:13:10.084</b>
4 -	1:08.702	0.796	85.96	10:14:18.786
5 -	1:08.436 (3)	0.530	86.29	10:15:27.222
6 -	1:08.929	1.023	85.67	10:16:36.151
7 -	1:09.718	1.812	84.70	10:17:45.869
8 -	1:08.480	0.574	86.23	10:18:54.349
9 -	1:10.464	2.558	83.81	10:20:04.813
10 -	1:08.478	0.572	86.24	10:21:13.291
11 -	1:08.347 (2)	0.441	86.40	10:22:21.638
12 -	1:08.892	0.986	85.72	10:23:30.530
13 -	1:09.387	1.481	85.11	10:24:39.917

<b>P18</b>	<b>81 Lewis WARD</b>			
LAP	LAP TIME	DIFF	MPH	TIME OF DAY

1 -	1:18.657	10.418	75.08	10:11:11.807
2 -	1:09.938	1.699	84.44	10:12:21.745
3 -	1:10.624	2.385	83.62	10:13:32.369
4 -	1:09.887	1.648	84.50	10:14:42.256
5 -	1:09.235 (3)	0.996	85.29	10:15:51.491
6 -	1:09.436	1.197	85.05	10:17:00.927
7 -	1:09.363	1.124	85.14	10:18:10.290
8 -	1:09.142 (2)	0.903	85.41	10:19:19.432
9 -	1:09.340	1.101	85.16	10:20:28.772
10 -	1:11.884	3.645	82.15	10:21:40.656
11 -	4:40.111 D	1.872	84.23	10:22:50.767
<b>12 -</b>	<b>1:08.239 (1)</b>		<b>86.54</b>	<b>10:23:59.006</b>

<b>P19</b>	<b>47 Timothy PENSTONE-SMITH</b>			
LAP	LAP TIME	DIFF	MPH	TIME OF DAY

1 -	1:10.113	1.846	84.23	10:10:53.996
2 -	1:08.551	0.284	86.14	10:12:02.547
3 -	1:08.375 (3)	0.108	86.37	10:13:10.922
<b>4 -</b>	<b>1:08.267 (1)</b>		<b>86.50</b>	<b>10:14:19.189</b>
5 -	1:08.420	0.153	86.31	10:15:27.609
6 -	1:08.410	0.143	86.32	10:16:36.019
7 -	1:09.777	1.510	84.63	10:17:45.796
8 -	1:09.068	0.801	85.50	10:18:54.864
9 -	1:09.268	1.001	85.25	10:20:04.132
10 -	1:09.079	0.812	85.49	10:21:13.211
11 -	1:08.946	0.679	85.65	10:22:22.157
12 -	1:08.337 (2)	0.070	86.41	10:23:30.494
13 -	1:09.228	0.961	85.30	10:24:39.722

<b>P20</b>	<b>151 Paul THOMPSON</b>			
LAP	LAP TIME	DIFF	MPH	TIME OF DAY

1 -	1:24.743	13.904	69.68	10:11:15.159
2 -	1:12.125	1.286	81.88	10:12:27.284
3 -	1:13.094	2.255	80.79	10:13:40.378
4 -	1:23.866	13.027	70.41	10:15:04.244
5 -	1:12.469	1.630	81.49	10:16:16.713
6 -	1:11.269 (3)	0.430	82.86	10:17:27.982
7 -	1:11.943	1.104	82.08	10:18:39.925

# 2024 Aim Shop Ma7da Championship

## QUALIFYING - RACE 3 & 8 - STATISTICS

**Competitors Started** 20  
**Planned Start** 2024-10-27 @ 10:10:00.000  
**Actual Start** 2024-10-27 @ 10:08:54.492  
**Finish Time** 2024-10-27 @ 10:23:56.603  
**Track Length** 1.6404mi.  
**Total Laps** 256  
**Total Distance Covered** 419.9586mi.

### Session Fastest Lap History

NO	CL	NAME	LAP TIME	TIME OF DAY	LAP
37		Ben POWNEY	<b>1:06.912</b>	10:10:29.434	1
87		Craig LAND	<b>1:06.229</b>	10:10:40.916	1
87		Craig LAND	<b>1:05.652</b>	10:11:46.559	2

### Flag History

TYPE	TIME OF DAY
GREEN	10:08:54.492
FINISH	10:23:56.603

### Flag Statistics

TYPE	COUNT	TOTAL LAPS	TOTAL TIME
Green	1	13	17:43.895
Red	0	0	0.000
Safety Car	0	0	0.000
FCY	0	0	0.000

# 2024 Aim Shop Ma7da Championship

## QUALIFYING - RACE 3 & 8 - STATISTICS

CLASS :

19 Starters

### Fastest Lap History

NO	NAME	LAP TIME	TIME OF DAY	LAP
37	Ben POWNEY	1:06.912	10:10:29.434	1
87	Craig LAND	1:06.229	10:10:40.916	1
87	Craig LAND	1:05.652	10:11:46.559	2



# 2024 Aim Shop Ma7da Championship

## QUALIFYING - RACE 3 & 8 - STATISTICS

CLASS : TC

1 Starters

### Fastest Lap History

NO	NAME	LAP TIME	TIME OF DAY	LAP
5	Ian WELLS	1:10.651	10:10:53.346	1
5	Ian WELLS	1:08.824	10:12:02.170	2
5	Ian WELLS	1:07.906	10:13:10.075	3

**2024 Aim Shop Ma7da Championship**

**RACE 3 - GRID (15 minutes)**



ROW 10	20	1:10.839	<b>151</b> Paul THOMPSON	19	1:08.267	<b>47</b> Timothy PENSTONE-SMITH
ROW 9		1:08.239	18 <b>81</b> Lewis WARD		1:07.906	17 <b>5</b> Ian WELLS
ROW 8	16	1:07.710	<b>69</b> Lee ROGERS	15	1:07.499	<b>15</b> Matt GRAUX
ROW 7		1:07.479	14 <b>24</b> Rik LANYI		1:06.832	13 <b>20</b> Todd BOUCHER
ROW 6	12	1:06.776	<b>55</b> Mark CRAWFORD	11	1:06.678	<b>56</b> Daniel SIBBONS
ROW 5		1:06.497	10 <b>79</b> Ayrton ROGERS		1:06.491	9 <b>25</b> David BOWEN
ROW 4	8	1:06.425	<b>4</b> David MARTIN	7	1:06.423	<b>3</b> Callum BARNES
ROW 3		1:06.248	6 <b>17</b> Benjamin DADE		1:06.191	5 <b>37</b> Ben POWNEY
ROW 2	4	1:06.147	<b>66</b> Lucas BATT	3	1:06.144	<b>94</b> Martin WEST
ROW 1		1:06.052	2 <b>99</b> Martin SHELTON		1:05.652	1 <b>87</b> Craig LAND
<b>Pole</b>						

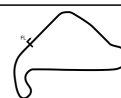
These results are provisional until the conclusion of any judicial and technical matters.

Silverstone National: 1.6404 miles

Clerk Of Course: Lynne Spurr

Stewards:

Timekeeper: Stewart Burr



2024 Aim Shop Ma7da Championship

RACE 3 - CLASSIFICATION



Race Distance: 12 Laps / 19.68 miles

POS	NO	CL	PIC	NAME	ENTRY	LAPS	TIME	GAP	DIFF	MPH	BEST	ON	GRD	↑↓
1	94		1	Martin WEST	Ma7da Seven	12	13:27.569			87.75	1:06.431	10	3	2
2	87		2	Craig LAND	Ma7da Seven	12	13:27.612	0.043	0.043	87.75	1:06.621	8	1	-1
3	37		3	Ben POWNEY	Ma7da Seven	12	13:27.920	0.351	0.308	87.71	1:06.284	3	5	2
4	66		4	Lucas BATT	Ma7da Seven	12	13:29.119	1.550	1.199	87.58	1:06.892	7	4	0
5	56		5	Daniel SIBBONS	Ma7da Seven	12	13:29.705	2.136	0.586	87.52	1:06.301	12	11	6
6	99		6	Martin SHELTON	Ma7da Seven	12	13:29.832	2.263	0.127	87.50	1:06.045	12	2	-4
7	25		7	David BOWEN	Ma7da Seven	12	13:30.764	3.195	0.932	87.40	1:06.659	7	9	2
8	17		8	Benjamin DADE	Ma7da Seven	12	13:31.048	3.479	0.284	87.37	1:06.548	12	6	-2
9	55		9	Mark CRAWFORD	Ma7da Seven	12	13:38.750	11.181	7.702	86.55	1:06.770	3	12	3
10	4		10	David MARTIN	Ma7da Seven	12	13:39.107	11.538	0.357	86.51	1:06.974	3	8	-2
11	3		11	Callum BARNES	Ma7da Seven	12	13:39.629	12.060	0.522	86.46	1:06.971	3	7	-4
12	5	TC	1	Ian WELLS	Ma7da Seven	12	13:39.661	12.092	0.032	86.46	1:07.198	5	17	5
13	15		12	Matt GRAUX	Ma7da Seven	12	13:46.696	19.127	7.035	85.72	1:07.747	4	15	2
14	24		13	Rik LANYI	Ma7da Seven	12	13:46.944	19.375	0.248	85.69	1:07.676	6	14	0
15	81		14	Lewis WARD	Ma7da Seven	12	13:55.613	28.044	8.669	84.80	1:07.976	2	18	3
16	47		15	Timothy PENSTONE-SMITH	Ma7da Seven	12	14:12.181	44.612	16.568	83.16	1:08.312	8	19	3
17	151		16	Paul THOMPSON	Ma7da Seven	12	14:18.125	50.556	5.944	82.58	1:10.382	10	20	3

NOT CLASSIFIED

DNF	20			Todd BOUCHER	Ma7da Seven	0								13
DNF	69			Lee ROGERS	Ma7da Seven	0								16

NOT STARTED

NS	79			Ayrton ROGERS	Ma7da Seven									10
----	----	--	--	---------------	-------------	--	--	--	--	--	--	--	--	----

FASTEST LAP

	99			Martin SHELTON	Ma7da Seven	12	1:06.045			89.41 mph				143.90 kph
	5	TC		Ian WELLS	Ma7da Seven	5	1:07.198			87.88 mph				141.43 kph

Comments:

- \*No. 79 did not take the original start
- \*No. 20 & 69 did not take the restart

Weather / Track : Bright / Dry

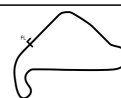
These results are provisional until the conclusion of any judicial and technical matters.

Date: 27/10/2024 Start: 12:21 Finish: 12:34  
Silverstone National: 1.6404 miles

Clerk Of Course: Lynne Spurr

Stewards:

Timekeeper: Stewart Burr



# 2024 Aim Shop Ma7da Championship

## RACE 3 - LAP ANALYSIS

DIFF = Difference To Personal Best Lap

P1 94 Martin WEST				
LAP	LAP TIME	DIFF	MPH	TIME OF DAY
1 -	1:10.146	3.715	84.19	12:22:24.578
2 -	1:07.363	0.932	87.66	12:23:31.941
3 -	1:06.752	0.321	88.47	12:24:38.693
4 -	1:06.726 (3)	0.295	88.50	12:25:45.419
5 -	1:07.705	1.274	87.22	12:26:53.124
6 -	1:07.197	0.766	87.88	12:28:00.321
7 -	1:07.296	0.865	87.75	12:29:07.617
8 -	1:07.226	0.795	87.84	12:30:14.843
9 -	1:07.024	0.593	88.11	12:31:21.867
10 -	<b>1:06.431 (1)</b>		<b>88.89</b>	<b>12:32:28.298</b>
11 -	1:07.165	0.734	87.92	12:33:35.463
12 -	1:06.538 (2)	0.107	88.75	12:34:42.001

P2 87 Craig LAND				
LAP	LAP TIME	DIFF	MPH	TIME OF DAY
1 -	1:09.814	3.193	84.59	12:22:24.246
2 -	1:07.351	0.730	87.68	12:23:31.597
3 -	1:06.739 (2)	0.118	88.48	12:24:38.336
4 -	1:07.132	0.511	87.97	12:25:45.468
5 -	1:07.821	1.200	87.07	12:26:53.289
6 -	1:07.205	0.584	87.87	12:28:00.494
7 -	1:07.187	0.566	87.89	12:29:07.681
8 -	<b>1:06.621 (1)</b>		<b>88.64</b>	<b>12:30:14.302</b>
9 -	1:07.091	0.470	88.02	12:31:21.393
10 -	1:07.043	0.422	88.08	12:32:28.436
11 -	1:06.769 (3)	0.148	88.44	12:33:35.205
12 -	1:06.839	0.218	88.35	12:34:42.044

P3 37 Ben POWNEY				
LAP	LAP TIME	DIFF	MPH	TIME OF DAY
1 -	1:11.750	5.466	82.30	12:22:26.182
2 -	1:06.880	0.596	88.30	12:23:33.062
3 -	<b>1:06.284 (1)</b>		<b>89.09</b>	<b>12:24:39.346</b>
4 -	1:06.367 (2)	0.083	88.98	12:25:45.713
5 -	1:07.796	1.512	87.10	12:26:53.509
6 -	1:07.132	0.848	87.97	12:28:00.641
7 -	1:07.147	0.863	87.95	12:29:07.788
8 -	1:06.992	0.708	88.15	12:30:14.780
9 -	1:06.604 (3)	0.320	88.66	12:31:21.384
10 -	1:07.119	0.835	87.98	12:32:28.503
11 -	1:07.134	0.850	87.96	12:33:35.637
12 -	1:06.715	0.431	88.52	12:34:42.352

P4 66 Lucas BATT				
LAP	LAP TIME	DIFF	MPH	TIME OF DAY
1 -	1:10.638	3.746	83.60	12:22:25.070
2 -	1:07.427	0.535	87.58	12:23:32.497
3 -	1:07.279	0.387	87.77	12:24:39.776
4 -	1:06.943 (3)	0.051	88.21	12:25:46.719
5 -	1:06.997	0.105	88.14	12:26:53.716
6 -	1:07.586	0.694	87.38	12:28:01.302
7 -	<b>1:06.892 (1)</b>		<b>88.28</b>	<b>12:29:08.194</b>
8 -	1:07.050	0.158	88.07	12:30:15.244
9 -	1:07.127	0.235	87.97	12:31:22.371
10 -	1:06.975	0.083	88.17	12:32:29.346
11 -	1:07.293	0.401	87.76	12:33:36.639
12 -	1:06.912 (2)	0.020	88.26	12:34:43.551

DIFF = Difference To Personal Best Lap

P5 56 Daniel SIBBONS				
LAP	LAP TIME	DIFF	MPH	TIME OF DAY
1 -	1:11.852	5.551	82.19	12:22:26.284
2 -	1:08.101	1.800	86.71	12:23:34.385
3 -	1:06.759	0.458	88.46	12:24:41.144
4 -	1:06.617 (2)	0.316	88.65	12:25:47.761
5 -	1:06.862	0.561	88.32	12:26:54.623
6 -	1:07.236	0.935	87.83	12:28:01.859
7 -	1:06.681 (3)	0.380	88.56	12:29:08.540
8 -	1:07.523	1.222	87.46	12:30:16.063
9 -	1:07.912	1.611	86.96	12:31:23.975
10 -	1:06.909	0.608	88.26	12:32:30.884
11 -	1:06.952	0.651	88.20	12:33:37.836
12 -	<b>1:06.301 (1)</b>		<b>89.07</b>	<b>12:34:44.137</b>

P6 99 Martin SHELTON				
LAP	LAP TIME	DIFF	MPH	TIME OF DAY
1 -	1:10.614	4.569	83.63	12:22:25.046
2 -	1:06.999	0.954	88.14	12:23:32.045
3 -	1:07.040	0.995	88.09	12:24:39.085
4 -	1:06.717 (2)	0.672	88.51	12:25:45.802
5 -	1:08.300	2.255	86.46	12:26:54.102
6 -	1:07.448	1.403	87.55	12:28:01.550
7 -	1:06.727 (3)	0.682	88.50	12:29:08.277
8 -	1:07.508	1.463	87.48	12:30:15.785
9 -	1:07.458	1.413	87.54	12:31:23.243
10 -	1:07.570	1.525	87.40	12:32:30.813
11 -	1:07.406	1.361	87.61	12:33:38.219
12 -	<b>1:06.045 (1)</b>		<b>89.41</b>	<b>12:34:44.264</b>

P7 25 David BOWEN				
LAP	LAP TIME	DIFF	MPH	TIME OF DAY
1 -	1:11.062	4.403	83.10	12:22:25.494
2 -	1:07.381	0.722	87.64	12:23:32.875
3 -	1:06.833 (3)	0.174	88.36	12:24:39.708
4 -	1:07.042	0.383	88.08	12:25:46.750
5 -	1:07.772	1.113	87.14	12:26:54.522
6 -	1:07.604	0.945	87.35	12:28:02.126
7 -	<b>1:06.659 (1)</b>		<b>88.59</b>	<b>12:29:08.785</b>
8 -	1:07.229	0.570	87.84	12:30:16.014
9 -	1:08.035	1.376	86.80	12:31:24.049
10 -	1:07.278	0.619	87.78	12:32:31.327
11 -	1:07.150	0.491	87.94	12:33:38.477
12 -	1:06.719 (2)	0.060	88.51	12:34:45.196

P8 17 Benjamin DADE				
LAP	LAP TIME	DIFF	MPH	TIME OF DAY
1 -	1:10.968	4.420	83.21	12:22:25.400
2 -	1:07.728	1.180	87.19	12:23:33.128
3 -	1:07.159	0.611	87.93	12:24:40.287
4 -	1:06.876 (3)	0.328	88.30	12:25:47.163
5 -	1:07.212	0.664	87.86	12:26:54.375
6 -	1:07.376	0.828	87.65	12:28:01.751
7 -	1:06.718 (2)	0.170	88.51	12:29:08.469
8 -	1:07.353	0.805	87.68	12:30:15.822
9 -	1:07.662	1.114	87.28	12:31:23.484
10 -	1:07.068	0.520	88.05	12:32:30.552
11 -	1:08.380	1.832	86.36	12:33:38.932
12 -	<b>1:06.548 (1)</b>		<b>88.74</b>	<b>12:34:45.480</b>

# 2024 Aim Shop Ma7da Championship

## RACE 3 - LAP ANALYSIS

DIFF = Difference To Personal Best Lap

P9 55 Mark CRAWFORD				
LAP	LAP TIME	DIFF	MPH	TIME OF DAY
1 -	1:12.378	5.608	81.59	12:22:26.810
2 -	1:08.104	1.334	86.71	12:23:34.914
3 -	<b>1:06.770 (1)</b>		<b>88.44</b>	<b>12:24:41.684</b>
4 -	1:06.949 (2)	0.179	88.21	12:25:48.633
5 -	1:08.298	1.528	86.46	12:26:56.931
6 -	1:07.629	0.859	87.32	12:28:04.560
7 -	1:07.563 (3)	0.793	87.40	12:29:12.123
8 -	1:08.254	1.484	86.52	12:30:20.377
9 -	1:08.620	1.850	86.06	12:31:28.997
10 -	1:07.818	1.048	87.08	12:32:36.815
11 -	1:08.719	1.949	85.93	12:33:45.534
12 -	1:07.648	0.878	87.29	12:34:53.182

P10 4 David MARTIN				
LAP	LAP TIME	DIFF	MPH	TIME OF DAY
1 -	1:11.969	4.995	82.05	12:22:26.401
2 -	1:07.960	0.986	86.89	12:23:34.361
3 -	<b>1:06.974 (1)</b>		<b>88.17</b>	<b>12:24:41.335</b>
4 -	1:07.126 (2)	0.152	87.97	12:25:48.461
5 -	1:08.581	1.607	86.11	12:26:57.042
6 -	1:07.591	0.617	87.37	12:28:04.633
7 -	1:07.865	0.891	87.02	12:29:12.498
8 -	1:08.171	1.197	86.63	12:30:20.669
9 -	1:08.920	1.946	85.68	12:31:29.589
10 -	1:08.282	1.308	86.48	12:32:37.871
11 -	1:08.249	1.275	86.53	12:33:46.120
12 -	1:07.419 (3)	0.445	87.59	12:34:53.539

P11 3 Callum BARNES				
LAP	LAP TIME	DIFF	MPH	TIME OF DAY
1 -	1:11.836	4.865	82.21	12:22:26.268
2 -	1:07.871	0.900	87.01	12:23:34.139
3 -	<b>1:06.971 (1)</b>		<b>88.18</b>	<b>12:24:41.110</b>
4 -	1:07.434 (2)	0.463	87.57	12:25:48.544
5 -	1:08.300	1.329	86.46	12:26:56.844
6 -	1:07.643 (3)	0.672	87.30	12:28:04.487
7 -	1:07.834	0.863	87.06	12:29:12.321
8 -	1:08.004	1.033	86.84	12:30:20.325
9 -	1:08.537	1.566	86.16	12:31:28.862
10 -	1:08.223	1.252	86.56	12:32:37.085
11 -	1:08.377	1.406	86.36	12:33:45.462
12 -	1:08.599	1.628	86.08	12:34:54.061

P12 5 Ian WELLS				
LAP	LAP TIME	DIFF	MPH	TIME OF DAY
1 -	1:13.225	6.027	80.65	12:22:27.657
2 -	1:08.101	0.903	86.71	12:23:35.758
3 -	1:07.299 (3)	0.101	87.75	12:24:43.057
4 -	1:07.254 (2)	0.056	87.81	12:25:50.311
5 -	<b>1:07.198 (1)</b>		<b>87.88</b>	<b>12:26:57.509</b>
6 -	1:07.899	0.701	86.97	12:28:05.408
7 -	1:07.994	0.796	86.85	12:29:13.402
8 -	1:07.657	0.459	87.28	12:30:21.059
9 -	1:08.546	1.348	86.15	12:31:29.605
10 -	1:08.269	1.071	86.50	12:32:37.874
11 -	1:08.172	0.974	86.62	12:33:46.046
12 -	1:08.047	0.849	86.78	12:34:54.093

DIFF = Difference To Personal Best Lap

P13 15 Matt GRAUX				
LAP	LAP TIME	DIFF	MPH	TIME OF DAY
1 -	1:14.063	6.316	79.73	12:22:28.495
2 -	1:08.017	0.270	86.82	12:23:36.512
3 -	1:07.750 (2)	0.003	87.16	12:24:44.262
4 -	<b>1:07.747 (1)</b>		<b>87.17</b>	<b>12:25:52.009</b>
5 -	1:07.903 (3)	0.156	86.97	12:26:59.912
6 -	1:08.437	0.690	86.29	12:28:08.349
7 -	1:08.279	0.532	86.49	12:29:16.628
8 -	1:08.563	0.816	86.13	12:30:25.191
9 -	1:08.638	0.891	86.04	12:31:33.829
10 -	1:09.268	1.521	85.25	12:32:43.097
11 -	1:09.255	1.508	85.27	12:33:52.352
12 -	1:08.776	1.029	85.86	12:35:01.128

P14 24 Rik LANYI				
LAP	LAP TIME	DIFF	MPH	TIME OF DAY
1 -	1:12.759	5.083	81.16	12:22:27.191
2 -	1:08.497	0.821	86.21	12:23:35.688
3 -	1:08.164 (3)	0.488	86.63	12:24:43.852
4 -	1:08.493	0.817	86.22	12:25:52.345
5 -	1:08.127 (2)	0.451	86.68	12:27:00.472
6 -	<b>1:07.676 (1)</b>		<b>87.26</b>	<b>12:28:08.148</b>
7 -	1:08.180	0.504	86.61	12:29:16.328
8 -	1:08.469	0.793	86.25	12:30:24.797
9 -	1:08.901	1.225	85.71	12:31:33.698
10 -	1:09.465	1.789	85.01	12:32:43.163
11 -	1:09.173	1.497	85.37	12:33:52.336
12 -	1:09.040	1.364	85.53	12:35:01.376

P15 81 Lewis WARD				
LAP	LAP TIME	DIFF	MPH	TIME OF DAY
1 -	1:13.975	5.999	79.83	12:22:28.407
2 -	<b>1:07.976 (1)</b>		<b>86.87</b>	<b>12:23:36.383</b>
3 -	1:10.555	2.579	83.70	12:24:46.938
4 -	1:09.133	1.157	85.42	12:25:56.071
5 -	1:09.418	1.442	85.07	12:27:05.489
6 -	1:09.070 (3)	1.094	85.50	12:28:14.559
7 -	1:08.877 (2)	0.901	85.74	12:29:23.436
8 -	1:09.198	1.222	85.34	12:30:32.634
9 -	1:09.081	1.105	85.48	12:31:41.715
10 -	1:09.242	1.266	85.29	12:32:50.957
11 -	1:09.139	1.163	85.41	12:34:00.096
12 -	1:09.949	1.973	84.42	12:35:10.045

P16 47 Timothy PENSTONE-SMITH				
LAP	LAP TIME	DIFF	MPH	TIME OF DAY
1 -	1:20.607	12.295	73.26	12:22:35.039
2 -	1:11.466	3.154	82.63	12:23:46.505
3 -	1:10.138	1.826	84.20	12:24:56.643
4 -	1:16.548	8.236	77.14	12:26:13.191
5 -	1:11.378	3.066	82.73	12:27:24.569
6 -	1:08.906	0.594	85.70	12:28:33.475
7 -	1:08.528 (2)	0.216	86.17	12:29:42.003
8 -	<b>1:08.312 (1)</b>		<b>86.45</b>	<b>12:30:50.315</b>
9 -	1:08.803 (3)	0.491	85.83	12:31:59.118
10 -	1:08.821	0.509	85.81	12:33:07.939
11 -	1:09.323	1.011	85.19	12:34:17.262
12 -	1:09.351	1.039	85.15	12:35:26.613

# 2024 Aim Shop Ma7da Championship

## RACE 3 - LAP ANALYSIS

DIFF = Difference To Personal Best Lap

<b>P17 151 Paul THOMPSON</b>				
LAP	LAP TIME	DIFF	MPH	TIME OF DAY
1 -	1:15.980	5.598	77.72	12:22:30.412
2 -	1:11.764	1.382	82.29	12:23:42.176
3 -	1:11.433	1.051	82.67	12:24:53.609
4 -	1:11.021	0.639	83.15	12:26:04.630
5 -	1:11.208	0.826	82.93	12:27:15.838
6 -	1:10.444 <b>(2)</b>	0.062	83.83	12:28:26.282
7 -	1:11.012	0.630	83.16	12:29:37.294
8 -	1:10.904 <b>(3)</b>	0.522	83.29	12:30:48.198
9 -	1:11.158	0.776	82.99	12:31:59.356
<b>10 -</b>	<b>1:10.382 (1)</b>		<b>83.90</b>	<b>12:33:09.738</b>
11 -	1:11.289	0.907	82.84	12:34:21.027
12 -	1:11.530	1.148	82.56	12:35:32.557

# 2024 Aim Shop Ma7da Championship

## RACE 3 - LAP CHART

LAP 1 @ 12:22:24.246			LAP 2 @ 12:23:31.597			LAP 3 @ 12:24:38.336			LAP 4 @ 12:25:45.419			LAP 5 @ 12:26:53.124		
NO	BEHIND	LAP TIME	NO	BEHIND	LAP TIME	NO	BEHIND	LAP TIME	NO	BEHIND	LAP TIME	NO	BEHIND	LAP TIME
87		1:09.814	87		1:07.351	87		1:06.739	94		1:06.726	94		1:07.705
94	0.332	1:10.146	94	0.344	1:07.363	94	0.357	1:06.752	87	0.049	1:07.132	87	0.165	1:07.821
99	0.800	1:10.614	99	0.448	1:06.999	99	0.749	1:07.040	37	0.294	1:06.367	37	0.385	1:07.796
66	0.824	1:10.638	66	0.900	1:07.427	37	1.010	1:06.284	99	0.383	1:06.717	66	0.592	1:06.997
17	1.154	1:10.968	25	1.278	1:07.381	25	1.372	1:06.833	66	1.300	1:06.943	99	0.978	1:08.300
25	1.248	1:11.062	37	1.465	1:06.880	66	1.440	1:07.279	25	1.331	1:07.042	17	1.251	1:07.212
37	1.936	1:11.750	17	1.531	1:07.728	17	1.951	1:07.159	17	1.744	1:06.876	25	1.398	1:07.772
3	2.022	1:11.836	3	2.542	1:07.871	3	2.774	1:06.971	56	2.342	1:06.617	56	1.499	1:06.862
56	2.038	1:11.852	4	2.764	1:07.960	56	2.808	1:06.759	4	3.042	1:07.126	3	3.720	1:08.300
4	2.155	1:11.969	56	2.788	1:08.101	4	2.999	1:06.974	3	3.125	1:07.434	55	3.807	1:08.298
55	2.564	1:12.378	55	3.317	1:08.104	55	3.348	1:06.770	55	3.214	1:06.949	4	3.918	1:08.581
24	2.945	1:12.759	24	4.091	1:08.497	5	4.721	1:07.299	5	4.892	1:07.254	5	4.385	1:07.198
5	3.411	1:13.225	5	4.161	1:08.101	24	5.516	1:08.164	15	6.590	1:07.747	15	6.788	1:07.903
81	4.161	1:13.975	81	4.786	1:07.976	15	5.926	1:07.750	24	6.926	1:08.493	24	7.348	1:08.127
15	4.249	1:14.063	15	4.915	1:08.017	81	8.602	1:10.555	81	10.652	1:09.133	81	12.365	1:09.418
151	6.166	1:15.980	151	10.579	1:11.764	151	15.273	1:11.433	151	19.211	1:11.021	151	22.714	1:11.208
47	10.793	1:20.607	47	14.908	1:11.466	47	18.307	1:10.138	47	27.772	1:16.548	47	31.445	1:11.378

# 2024 Aim Shop Ma7da Championship

## RACE 3 - LAP CHART

LAP 6 @ 12:28:00.321			LAP 7 @ 12:29:07.617			LAP 8 @ 12:30:14.302			LAP 9 @ 12:31:21.384			LAP 10 @ 12:32:28.298		
NO	BEHIND	LAP TIME	NO	BEHIND	LAP TIME	NO	BEHIND	LAP TIME	NO	BEHIND	LAP TIME	NO	BEHIND	LAP TIME
94		1:07.197	94		1:07.296	87		1:06.621	37		1:06.604	94		1:06.431
87	0.173	1:07.205	87	0.064	1:07.187	37	0.478	1:06.992	87	0.009	1:07.091	87	0.138	1:07.043
37	0.320	1:07.132	37	0.171	1:07.147	94	0.541	1:07.226	94	0.483	1:07.024	37	0.205	1:07.119
66	0.981	1:07.586	66	0.577	1:06.892	66	0.942	1:07.050	66	0.987	1:07.127	66	1.048	1:06.975
99	1.229	1:07.448	99	0.660	1:06.727	99	1.483	1:07.508	99	1.859	1:07.458	17	2.254	1:07.068
17	1.430	1:07.376	17	0.852	1:06.718	17	1.520	1:07.353	17	2.100	1:07.662	99	2.515	1:07.570
56	1.538	1:07.236	56	0.923	1:06.681	25	1.712	1:07.229	56	2.591	1:07.912	56	2.586	1:06.909
25	1.805	1:07.604	25	1.168	1:06.659	56	1.761	1:07.523	25	2.665	1:08.035	25	3.029	1:07.278
3	4.166	1:07.643	55	4.506	1:07.563	3	6.023	1:08.004	3	7.478	1:08.537	55	8.517	1:07.818
55	4.239	1:07.629	3	4.704	1:07.834	55	6.075	1:08.254	55	7.613	1:08.620	3	8.787	1:08.223
4	4.312	1:07.591	4	4.881	1:07.865	4	6.367	1:08.171	4	8.205	1:08.920	4	9.573	1:08.282
5	5.087	1:07.899	5	5.785	1:07.994	5	6.757	1:07.657	5	8.221	1:08.546	5	9.576	1:08.269
24	7.827	1:07.676	24	8.711	1:08.180	24	10.495	1:08.469	24	12.314	1:08.901	15	14.799	1:09.268
15	8.028	1:08.437	15	9.011	1:08.279	15	10.889	1:08.563	15	12.445	1:08.638	24	14.865	1:09.465
81	14.238	1:09.070	81	15.819	1:08.877	81	18.332	1:09.198	81	20.331	1:09.081	81	22.659	1:09.242
151	25.961	1:10.444	151	29.677	1:11.012	151	33.896	1:10.904	47	37.734	1:08.803	47	39.641	1:08.821
47	33.154	1:08.906	47	34.386	1:08.528	47	36.013	1:08.312	151	37.972	1:11.158	151	41.440	1:10.382



# 2024 Aim Shop Ma7da Championship

## RACE 3 - LAP CHART

LAP 11 @ 12:33:35.205			LAP 12 @ 12:34:42.001		
NO	BEHIND	LAP TIME	NO	BEHIND	LAP TIME
87		1:06.769	94		1:06.538
94	0.258	1:07.165	87	0.043	1:06.839
37	0.432	1:07.134	37	0.351	1:06.715
66	1.434	1:07.293	66	1.550	1:06.912
56	2.631	1:06.952	56	2.136	1:06.301
99	3.014	1:07.406	99	2.263	1:06.045
25	3.272	1:07.150	25	3.195	1:06.719
17	3.727	1:08.380	17	3.479	1:06.548
3	10.257	1:08.377	55	11.181	1:07.648
55	10.329	1:08.719	4	11.538	1:07.419
5	10.841	1:08.172	3	12.060	1:08.599
4	10.915	1:08.249	5	12.092	1:08.047
24	17.131	1:09.173	15	19.127	1:08.776
15	17.147	1:09.255	24	19.375	1:09.040
81	24.891	1:09.139	81	28.044	1:09.949
47	42.057	1:09.323	47	44.612	1:09.351
151	45.822	1:11.289	151	50.556	1:11.530

# 2024 Aim Shop Ma7da Championship

## RACE 3 - POSITION CHART

No	Name	Lap												
		Pos	1	2	3	4	5	6	7	8	9	10	11	12
87	LAND	1	87	87	87	94	94	94	94	87	37	94	87	94
99	SHELTON	2	94	94	94	87	87	87	87	37	87	87	94	87
94	WEST	3	99	99	99	37	37	37	37	94	94	37	37	37
66	BATT	4	66	66	37	99	66	66	66	66	66	66	66	66
37	POWNEY	5	17	25	25	66	99	99	99	99	99	17	56	56
17	DADE	6	25	37	66	25	17	17	17	17	17	99	99	99
3	BARNES	7	37	17	17	17	25	56	56	25	56	56	25	25
4	MARTIN	8	3	3	3	56	56	25	25	56	25	25	17	17
25	BOWEN	9	56	4	56	4	3	3	55	3	3	55	3	55
79	ROGERS	10	4	56	4	3	55	55	3	55	55	3	55	4
56	SIBBONS	11	55	55	55	55	4	4	4	4	4	4	5	3
55	CRAWFORD	12	24	24	5	5	5	5	5	5	5	5	4	5
20	BOUCHER	13	5	5	24	15	15	24	24	24	24	15	24	15
24	LANYI	14	81	81	15	24	24	15	15	15	15	24	15	24
15	GRAUX	15	15	15	81	81	81	81	81	81	81	81	81	81
69	ROGERS	16	151	151	151	151	151	151	151	151	47	47	47	47
5	WELLS	17	47	47	47	47	47	47	47	47	151	151	151	151
81	WARD	18												
47	PENSTONE-SMITH	19												
151	THOMPSON	20												

# 2024 Aim Shop Ma7da Championship

## RACE 3 - STATISTICS

**Competitors Started** 17  
**Planned Start** 2024-10-27 @ 12:15:00.000  
**Actual Start** 2024-10-27 @ 12:21:14.431  
**Finish Time** 2024-10-27 @ 12:34:41.500  
**Track Length** 1.6404mi.  
**Total Laps** 204  
**Total Distance Covered** 334.6545mi.

### Session Fastest Lap History

NO	CL	NAME	LAP TIME	TIME OF DAY	LAP
87		Craig LAND	<b>1:07.351</b>	12:23:31.586	2
99		Martin SHELTON	<b>1:06.999</b>	12:23:32.045	2
37		Ben POWNEY	<b>1:06.880</b>	12:23:33.053	2
87		Craig LAND	<b>1:06.739</b>	12:24:38.326	3
37		Ben POWNEY	<b>1:06.284</b>	12:24:39.337	3
99		Martin SHELTON	<b>1:06.045</b>	12:34:44.259	12

### Session Leader History

NO	CL	NAME	FROM LAP	LAPS LED	DISTANCE
87		Craig LAND	1	3	4.92 miles
94		Martin WEST	4	4	6.56 miles
87		Craig LAND	8	1	1.64 miles
37		Ben POWNEY	9	1	1.64 miles
94		Martin WEST	10	1	1.64 miles
87		Craig LAND	11	1	1.64 miles
94		Martin WEST	12	1	1.64 miles

### Flag History

TYPE	TIME OF DAY
GREEN	12:21:14.431
FINISH	12:34:41.500

### Flag Statistics

TYPE	COUNT	TOTAL LAPS	TOTAL TIME
Green	1	12	14:27.673
Red	0	0	0.000
Safety Car	0	0	0.000
FCY	0	0	0.000

# 2024 Aim Shop Ma7da Championship

## RACE 3 - STATISTICS

CLASS :

16 Starters

### Fastest Lap History

NO	NAME	LAP TIME	TIME OF DAY	LAP
87	Craig LAND	1:07.351	12:23:31.586	2
99	Martin SHELTON	1:06.999	12:23:32.045	2
37	Ben POWNEY	1:06.880	12:23:33.053	2
87	Craig LAND	1:06.739	12:24:38.326	3
37	Ben POWNEY	1:06.284	12:24:39.337	3
99	Martin SHELTON	1:06.045	12:34:44.259	12

### Leader History

NO	NAME	FROM LAP	LAPS LED	DISTANCE	VEHICLE
87	Craig LAND	1	3	4.92 miles	
94	Martin WEST	4	4	6.56 miles	
87	Craig LAND	8	1	1.64 miles	
37	Ben POWNEY	9	1	1.64 miles	
94	Martin WEST	10	1	1.64 miles	
87	Craig LAND	11	1	1.64 miles	
94	Martin WEST	12	1	1.64 miles	

# 2024 Aim Shop Ma7da Championship

## RACE 3 - STATISTICS

CLASS : TC

1 Starters

### Fastest Lap History

NO	NAME	LAP TIME	TIME OF DAY	LAP
5	Ian WELLS	1:08.101	12:23:35.758	2
5	Ian WELLS	1:07.299	12:24:43.049	3
5	Ian WELLS	1:07.254	12:25:50.303	4
5	Ian WELLS	1:07.198	12:26:57.501	5

### Leader History

NO	NAME	FROM LAP	LAPS LED	DISTANCE	VEHICLE
5	Ian WELLS	1	12	19.68 miles	

2024 Aim Shop Ma7da Championship

RACE 8 - GRID (15 minutes)



ROW 10	20	1:10.870	<b>151</b> Paul THOMPSON	19	1:09.142	<b>81</b> Lewis WARD		
ROW 9			18	1:08.347	<b>5</b> Ian WELLS	17	1:08.337	<b>47</b> Timothy PENSTONE-SMITH
ROW 8	16	1:07.991	<b>69</b> Lee ROGERS	15	1:07.649	<b>15</b> Matt GRAUX		
ROW 7			14	1:07.537	<b>24</b> Rik LANYI	13	1:07.039	<b>3</b> Callum BARNES
ROW 6	12	1:06.995	<b>55</b> Mark CRAWFORD	11	1:06.836	<b>20</b> Todd BOUCHER		
ROW 5			10	1:06.778	<b>79</b> Ayrton ROGERS	9	1:06.740	<b>56</b> Daniel SIBBONS
ROW 4	8	1:06.594	<b>4</b> David MARTIN	7	1:06.520	<b>25</b> David BOWEN		
ROW 3			6	1:06.283	<b>94</b> Martin WEST	5	1:06.257	<b>17</b> Benjamin DADE
ROW 2	4	1:06.191	<b>37</b> Ben POWNEY	3	1:06.176	<b>87</b> Craig LAND		
ROW 1			2	1:06.154	<b>66</b> Lucas BATT	1	1:06.131	<b>99</b> Martin SHELTON
<b>Pole</b>								

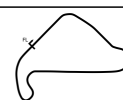
These results are provisional until the conclusion of any judicial and technical matters.

Silverstone National: 1.6404 miles

Clerk Of Course: Lynne Spurr

Stewards:

Timekeeper: Stewart Burr



2024 Aim Shop Ma7da Championship

RACE 8 - CLASSIFICATION



Race Distance: 14 Laps / 22.96 miles

POS	NO	CL	PIC	NAME	ENTRY	LAPS	TIME	GAP	DIFF	MPH	BEST	ON	GRD	↑↓
1	87		1	Craig LAND	Ma7da Seven	14	15:42.177			87.75	1:05.918	10	3	2
2	37		2	Ben POWNEY	Ma7da Seven	14	15:42.316	0.139	0.139	87.74	1:06.499	4	4	2
3	94		3	Martin WEST	Ma7da Seven	14	15:42.509	0.332	0.193	87.72	1:06.383	9	6	3
4	56		4	Daniel SIBBONS	Ma7da Seven	14	15:43.222	1.045	0.713	87.65	1:06.167	12	9	5
5	17		5	Benjamin DADE	Ma7da Seven	14	15:43.285	1.108	0.063	87.65	1:06.224	9	5	0
6	25		6	David BOWEN	Ma7da Seven	14	15:43.928	1.751	0.643	87.59	1:06.428	10	7	1
7	99		7	Martin SHELTON	Ma7da Seven	14	15:50.513	8.336	6.585	86.98	1:06.418	10	1	-6
8	55		8	Mark CRAWFORD	Ma7da Seven	14	15:58.828	16.651	8.315	86.22	1:07.043	4	12	4
9	79		9	Ayrton ROGERS	Ma7da Seven	14	16:00.923	18.746	2.095	86.04	1:07.429	10	10	1
10	5	TC	1	Ian WELLS	Ma7da Seven	14	16:01.073	18.896	0.150	86.02	1:07.199	5	18	8
11	4		10	David MARTIN	Ma7da Seven	14	16:05.178	23.001	4.105	85.66	1:07.041	9	8	-3
12	3		11	Callum BARNES	Ma7da Seven	14	16:08.853	26.676	3.675	85.33	1:07.186	3	13	1
13	15		12	Matt GRAUX	Ma7da Seven	14	16:10.733	28.556	1.880	85.17	1:07.723	4	15	2
14	81		13	Lewis WARD	Ma7da Seven	14	16:10.777	28.600	0.044	85.16	1:07.748	5	19	5
15	151*		14	Paul THOMPSON	Ma7da Seven	14	16:51.799	1:09.622	41.022	81.71	1:10.464	14	20	5

NOT CLASSIFIED

DNF	24			Rik LANYI	Ma7da Seven	5	5:49.500	9 Laps	9 Laps	84.48	1:08.269	4	14	
DNF	47			Timothy PENSTONE-SMITH	Ma7da Seven	5	6:11.639	9 Laps	22.139	79.45	1:07.893	4	17	
DNF	66			Lucas BATT	Ma7da Seven	5	6:39.845	9 Laps	28.206	73.84	1:06.699	3	2	

NOT STARTED

NS	20			Todd BOUCHER	Ma7da Seven									11
NS	69			Lee ROGERS	Ma7da Seven									16

FASTEST LAP

87				Craig LAND	Ma7da Seven	10	1:05.918			89.59 mph				144.18 kph
5	TC			Ian WELLS	Ma7da Seven	5	1:07.199			87.88 mph				141.43 kph

Comments:

\*No. 151 - 5 second time penalty applied for exceeding track limits

Weather / Track : Bright / Dry

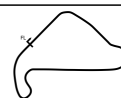
These results are provisional until the conclusion of any judicial and technical matters.

Date: 27/10/2024 Start: 15:22 Finish: 15:38  
Silverstone National: 1.6404 miles

Clerk Of Course: Lynne Spurr

Stewards:

Timekeeper: Stewart Burr



# 2024 Aim Shop Ma7da Championship

## RACE 8 - LAP ANALYSIS

DIFF = Difference To Personal Best Lap

<b>P1 87 Craig LAND</b>				
LAP	LAP TIME	DIFF	MPH	TIME OF DAY
1 -	1:11.669	5.751	82.40	15:23:30.703
2 -	1:08.811	2.893	85.82	15:24:39.514
3 -	1:07.052	1.134	88.07	15:25:46.566
4 -	1:06.997	1.079	88.14	15:26:53.563
5 -	1:06.594	0.676	88.68	15:28:00.157
6 -	1:06.639	0.721	88.62	15:29:06.796
7 -	1:06.394 (2)	0.476	88.94	15:30:13.190
8 -	1:06.467	0.549	88.85	15:31:19.657
9 -	1:06.896	0.978	88.28	15:32:26.553
<b>10 -</b>	<b>1:05.918 (1)</b>		<b>89.59</b>	<b>15:33:32.471</b>
11 -	1:06.418 (3)	0.500	88.91	15:34:38.889
12 -	1:07.343	1.425	87.69	15:35:46.232
13 -	1:07.902	1.984	86.97	15:36:54.134
14 -	1:07.077	1.159	88.04	15:38:01.211

<b>P2 37 Ben POWNEY</b>				
LAP	LAP TIME	DIFF	MPH	TIME OF DAY
1 -	1:11.174	4.675	82.97	15:23:30.208
2 -	1:07.397	0.898	87.62	15:24:37.605
3 -	1:06.756 (3)	0.257	88.46	15:25:44.361
<b>4 -</b>	<b>1:06.499 (1)</b>		<b>88.80</b>	<b>15:26:50.860</b>
5 -	1:06.820	0.321	88.38	15:27:57.680
6 -	1:06.802	0.303	88.40	15:29:04.482
7 -	1:07.087	0.588	88.02	15:30:11.569
8 -	1:06.827	0.328	88.37	15:31:18.396
9 -	1:06.879	0.380	88.30	15:32:25.275
10 -	1:06.705 (2)	0.206	88.53	15:33:31.980
11 -	1:06.854	0.355	88.33	15:34:38.834
12 -	1:07.407	0.908	87.61	15:35:46.241
13 -	1:07.987	1.488	86.86	15:36:54.228
14 -	1:07.122	0.623	87.98	15:38:01.350

<b>P3 94 Martin WEST</b>				
LAP	LAP TIME	DIFF	MPH	TIME OF DAY
1 -	1:11.857	5.474	82.18	15:23:30.891
2 -	1:07.591	1.208	87.37	15:24:38.482
3 -	1:06.744	0.361	88.48	15:25:45.226
4 -	1:06.461 (3)	0.078	88.85	15:26:51.687
5 -	1:06.834	0.451	88.36	15:27:58.521
6 -	1:06.780	0.397	88.43	15:29:05.301
7 -	1:07.074	0.691	88.04	15:30:12.375
8 -	1:06.446 (2)	0.063	88.87	15:31:18.821
<b>9 -</b>	<b>1:06.383 (1)</b>		<b>88.96</b>	<b>15:32:25.204</b>
10 -	1:06.673	0.290	88.57	15:33:31.877
11 -	1:07.367	0.984	87.66	15:34:39.244
12 -	1:07.658	1.275	87.28	15:35:46.902
13 -	1:07.679	1.296	87.25	15:36:54.581
14 -	1:06.962	0.579	88.19	15:38:01.543

<b>P4 56 Daniel SIBBONS</b>				
LAP	LAP TIME	DIFF	MPH	TIME OF DAY
1 -	1:12.296	6.129	81.68	15:23:31.330
2 -	1:08.552	2.385	86.14	15:24:39.882
3 -	1:06.904	0.737	88.27	15:25:46.786
4 -	1:06.676	0.509	88.57	15:26:53.462
5 -	1:06.918	0.751	88.25	15:28:00.380
6 -	1:06.997	0.830	88.14	15:29:07.377
7 -	1:06.553 (3)	0.386	88.73	15:30:13.930
8 -	1:06.833	0.666	88.36	15:31:20.763
9 -	1:06.307 (2)	0.140	89.06	15:32:27.070

DIFF = Difference To Personal Best Lap

10 -	1:06.660	0.493	88.59	15:33:33.730
11 -	1:07.304	1.137	87.74	15:34:41.034
<b>12 -</b>	<b>1:06.167 (1)</b>		<b>89.25</b>	<b>15:35:47.201</b>
13 -	1:07.919	1.752	86.95	15:36:55.120
14 -	1:07.136	0.969	87.96	15:38:02.256

<b>P5 17 Benjamin DADE</b>				
LAP	LAP TIME	DIFF	MPH	TIME OF DAY
1 -	1:11.744	5.520	82.31	15:23:30.778
2 -	1:08.948	2.724	85.65	15:24:39.726
3 -	1:06.475 (3)	0.251	88.84	15:25:46.201
4 -	1:06.709	0.485	88.52	15:26:52.910
5 -	1:06.907	0.683	88.26	15:27:59.817
6 -	1:07.218	0.994	87.85	15:29:07.035
7 -	1:06.812	0.588	88.39	15:30:13.847
8 -	1:06.550	0.326	88.74	15:31:20.397
<b>9 -</b>	<b>1:06.224 (1)</b>		<b>89.17</b>	<b>15:32:26.621</b>
10 -	1:06.750	0.526	88.47	15:33:33.371
11 -	1:06.377 (2)	0.153	88.97	15:34:39.748
12 -	1:07.215	0.991	87.86	15:35:46.963
13 -	1:08.047	1.823	86.78	15:36:55.010
14 -	1:07.309	1.085	87.73	15:38:02.319

<b>P6 25 David BOWEN</b>				
LAP	LAP TIME	DIFF	MPH	TIME OF DAY
1 -	1:12.028	5.600	81.99	15:23:31.062
2 -	1:08.129	1.701	86.68	15:24:39.191
3 -	1:07.077	0.649	88.04	15:25:46.268
4 -	1:06.737	0.309	88.49	15:26:53.005
5 -	1:06.856	0.428	88.33	15:27:59.861
6 -	1:08.374	1.946	86.37	15:29:08.235
7 -	1:06.980	0.552	88.17	15:30:15.215
8 -	1:06.703 (3)	0.275	88.53	15:31:21.918
9 -	1:06.820	0.392	88.38	15:32:28.738
<b>10 -</b>	<b>1:06.428 (1)</b>		<b>88.90</b>	<b>15:33:35.166</b>
11 -	1:07.616	1.188	87.34	15:34:42.782
12 -	1:06.804	0.376	88.40	15:35:49.586
13 -	1:06.742	0.314	88.48	15:36:56.328
14 -	1:06.634 (2)	0.206	88.62	15:38:02.962

<b>P7 99 Martin SHELTON</b>				
LAP	LAP TIME	DIFF	MPH	TIME OF DAY
1 -	1:11.291	4.873	82.83	15:23:30.325
2 -	1:07.863	1.445	87.02	15:24:38.188
3 -	1:07.209	0.791	87.87	15:25:45.397
4 -	1:06.486 (2)	0.068	88.82	15:26:51.883
5 -	1:06.933	0.515	88.23	15:27:58.816
6 -	1:06.568	0.150	88.71	15:29:05.384
7 -	1:07.749	1.331	87.16	15:30:13.133
8 -	1:06.993	0.575	88.15	15:31:20.126
9 -	1:06.553 (3)	0.135	88.73	15:32:26.679
<b>10 -</b>	<b>1:06.418 (1)</b>		<b>88.91</b>	<b>15:33:33.097</b>
11 -	1:14.197	7.779	79.59	15:34:47.294
12 -	1:07.265	0.847	87.79	15:35:54.559
13 -	1:07.313	0.895	87.73	15:37:01.872
14 -	1:07.675	1.257	87.26	15:38:09.547

<b>P8 55 Mark CRAWFORD</b>				
LAP	LAP TIME	DIFF	MPH	TIME OF DAY
1 -	1:12.013	4.970	82.00	15:23:31.047
2 -	1:08.680	1.637	85.98	15:24:39.727
3 -	1:09.018	1.975	85.56	15:25:48.745



# 2024 Aim Shop Ma7da Championship

## RACE 8 - LAP ANALYSIS

DIFF = Difference To Personal Best Lap

4 -	<b>1:07.043 (1)</b>		<b>88.08</b>	<b>15:26:55.788</b>
5 -	1:07.328 (2)	0.285	87.71	15:28:03.116
6 -	1:08.517	1.474	86.19	15:29:11.633
7 -	1:07.875	0.832	87.00	15:30:19.508
8 -	1:09.733	2.690	84.68	15:31:29.241
9 -	1:07.550	0.507	87.42	15:32:36.791
10 -	1:08.707	1.664	85.95	15:33:45.498
11 -	1:08.464	1.421	86.25	15:34:53.962
12 -	1:08.621	1.578	86.06	15:36:02.583
13 -	1:07.827	0.784	87.06	15:37:10.410
14 -	1:07.452 (3)	0.409	87.55	15:38:17.862

### P9 79 Ayrton ROGERS

LAP	LAP TIME	DIFF	MPH	TIME OF DAY
1 -	1:13.114	5.685	80.77	15:23:32.148
2 -	1:08.189	0.760	86.60	15:24:40.337
3 -	1:07.437 (2)	0.008	87.57	15:25:47.774
4 -	1:07.794	0.365	87.11	15:26:55.568
5 -	1:08.305	0.876	86.46	15:28:03.873
6 -	1:08.901	1.472	85.71	15:29:12.774
7 -	1:08.692	1.263	85.97	15:30:21.466
8 -	1:08.491	1.062	86.22	15:31:29.957
9 -	1:07.633 (3)	0.204	87.31	15:32:37.590
<b>10 -</b>	<b>1:07.429 (1)</b>		<b>87.58</b>	<b>15:33:45.019</b>
11 -	1:08.781	1.352	85.86	15:34:53.800
12 -	1:09.410	1.981	85.08	15:36:03.210
13 -	1:08.000	0.571	86.84	15:37:11.210
14 -	1:08.747	1.318	85.90	15:38:19.957

### P10 5 Ian WELLS

LAP	LAP TIME	DIFF	MPH	TIME OF DAY
1 -	1:13.708	6.509	80.12	15:23:32.742
2 -	1:08.843	1.644	85.78	15:24:41.585
3 -	1:07.678	0.479	87.26	15:25:49.263
4 -	1:07.538 (2)	0.339	87.44	15:26:56.801
<b>5 -</b>	<b>1:07.199 (1)</b>		<b>87.88</b>	<b>15:28:04.000</b>
6 -	1:08.391	1.192	86.35	15:29:12.391
7 -	1:08.960	1.761	85.63	15:30:21.351
8 -	1:08.320	1.121	86.44	15:31:29.671
9 -	1:07.608 (3)	0.409	87.35	15:32:37.279
10 -	1:07.933	0.734	86.93	15:33:45.212
11 -	1:08.606	1.407	86.08	15:34:53.818
12 -	1:09.113	1.914	85.44	15:36:02.931
13 -	1:08.270	1.071	86.50	15:37:11.201
14 -	1:08.906	1.707	85.70	15:38:20.107

### P11 4 David MARTIN

LAP	LAP TIME	DIFF	MPH	TIME OF DAY
1 -	1:12.753	5.712	81.17	15:23:31.787
2 -	1:08.201	1.160	86.59	15:24:39.988
3 -	1:08.688	1.647	85.97	15:25:48.676
4 -	1:07.517 (2)	0.476	87.46	15:26:56.193
5 -	1:07.658 (3)	0.617	87.28	15:28:03.851
6 -	1:08.623	1.582	86.05	15:29:12.474
7 -	1:08.225	1.184	86.56	15:30:20.699
8 -	1:07.723	0.682	87.20	15:31:28.422
<b>9 -</b>	<b>1:07.041 (1)</b>		<b>88.09</b>	<b>15:32:35.463</b>
10 -	1:08.669	1.628	86.00	15:33:44.132
11 -	1:10.827	3.786	83.38	15:34:54.959
12 -	1:09.421	2.380	85.07	15:36:04.380
13 -	1:09.764	2.723	84.65	15:37:14.144
14 -	1:10.068	3.027	84.28	15:38:24.212

DIFF = Difference To Personal Best Lap

P12 3 Callum BARNES				
LAP	LAP TIME	DIFF	MPH	TIME OF DAY
1 -	1:13.820	6.634	80.00	15:23:32.854
2 -	1:07.933	0.747	86.93	15:24:40.787
<b>3 -</b>	<b>1:07.186 (1)</b>		<b>87.90</b>	<b>15:25:47.973</b>
4 -	1:07.520 (2)	0.334	87.46	15:26:55.493
5 -	1:07.756	0.570	87.16	15:28:03.249
6 -	1:08.649	1.463	86.02	15:29:11.898
7 -	1:07.817	0.631	87.08	15:30:19.715
8 -	1:08.260	1.074	86.51	15:31:27.975
9 -	1:07.776	0.590	87.13	15:32:35.751
10 -	1:08.457	1.271	86.26	15:33:44.208
11 -	1:19.363	12.177	74.41	15:35:03.571
12 -	1:08.351	1.165	86.40	15:36:11.922
13 -	1:07.598 (3)	0.412	87.36	15:37:19.520
14 -	1:08.367	1.181	86.38	15:38:27.887

### P13 15 Matt GRAUX

LAP	LAP TIME	DIFF	MPH	TIME OF DAY
1 -	1:16.421	8.698	77.27	15:23:35.455
2 -	1:08.897	1.174	85.71	15:24:44.352
3 -	1:08.018	0.295	86.82	15:25:52.370
<b>4 -</b>	<b>1:07.723 (1)</b>		<b>87.20</b>	<b>15:27:00.093</b>
5 -	1:08.161	0.438	86.64	15:28:08.254
6 -	1:09.121	1.398	85.43	15:29:17.375
7 -	1:09.733	2.010	84.68	15:30:27.108
8 -	1:09.579	1.856	84.87	15:31:36.687
9 -	1:09.205	1.482	85.33	15:32:45.892
10 -	1:09.654	1.931	84.78	15:33:55.546
11 -	1:08.728	1.005	85.92	15:35:04.274
12 -	1:08.035 (3)	0.312	86.80	15:36:12.309
13 -	1:08.617	0.894	86.06	15:37:20.926
14 -	1:08.841	1.118	85.78	15:38:29.767

### P14 81 Lewis WARD

LAP	LAP TIME	DIFF	MPH	TIME OF DAY
1 -	1:16.382	8.634	77.31	15:23:35.416
2 -	1:08.892	1.144	85.72	15:24:44.308
3 -	1:08.604	0.856	86.08	15:25:52.912
4 -	1:08.008 (3)	0.260	86.83	15:27:00.920
<b>5 -</b>	<b>1:07.748 (1)</b>		<b>87.17</b>	<b>15:28:08.668</b>
6 -	1:08.706	0.958	85.95	15:29:17.374
7 -	1:09.651	1.903	84.78	15:30:27.025
8 -	1:09.578	1.830	84.87	15:31:36.603
9 -	1:09.440	1.692	85.04	15:32:46.043
10 -	1:09.765	2.017	84.65	15:33:55.808
11 -	1:09.066	1.318	85.50	15:35:04.874
12 -	1:07.783 (2)	0.035	87.12	15:36:12.657
13 -	1:08.078	0.330	86.74	15:37:20.735
14 -	1:09.076	1.328	85.49	15:38:29.811

### P15 151 Paul THOMPSON

LAP	LAP TIME	DIFF	MPH	TIME OF DAY
1 -	1:19.715	9.251	74.08	15:23:38.749
2 -	1:11.256	0.792	82.87	15:24:50.005
3 -	1:11.052	0.588	83.11	15:26:01.057
4 -	1:11.469	1.005	82.63	15:27:12.526
5 -	1:11.792	1.328	82.26	15:28:24.318
6 -	1:11.726	1.262	82.33	15:29:36.044
7 -	1:10.977	0.513	83.20	15:30:47.021
8 -	1:10.783 (3)	0.319	83.43	15:31:57.804
9 -	1:10.563 (2)	0.099	83.69	15:33:08.367

# 2024 Aim Shop Ma7da Championship

## RACE 8 - LAP ANALYSIS

DIFF = Difference To Personal Best Lap

10 -	1:11.434	0.970	82.67	15:34:19.801
11 -	1:11.336	0.872	82.78	15:35:31.137
12 -	1:13.111	2.647	80.77	15:36:44.248
13 -	1:11.121	0.657	83.03	15:37:55.369
<b>14 -</b>	<b>1:10.464 (1)</b>		<b>83.81</b>	<b>15:39:05.833</b>

<b>P16 24 Rik LANYI</b>				
LAP	LAP TIME	DIFF	MPH	TIME OF DAY

1 -	1:13.346	5.077	80.51	15:23:32.380
2 -	1:08.297 (2)	0.028	86.47	15:24:40.677
3 -	1:08.522 (3)	0.253	86.18	15:25:49.199
<b>4 -</b>	<b>1:08.269 (1)</b>		<b>86.50</b>	<b>15:26:57.468</b>
5 -	1:11.066	2.797	83.10	15:28:08.534

<b>P17 47 Timothy PENSTONE-SMITH</b>				
LAP	LAP TIME	DIFF	MPH	TIME OF DAY

1 -	1:22.067	14.174	71.96	15:23:41.101
2 -	1:08.569 (2)	0.676	86.12	15:24:49.670
3 -	1:08.705 (3)	0.812	85.95	15:25:58.375
<b>4 -</b>	<b>1:07.893 (1)</b>		<b>86.98</b>	<b>15:27:06.268</b>
5 -	1:24.405 P	16.512	69.96	15:28:30.673

<b>P18 66 Lucas BATT</b>				
LAP	LAP TIME	DIFF	MPH	TIME OF DAY

1 -	1:11.395	4.696	82.71	15:23:30.429
2 -	1:07.472 (3)	0.773	87.52	15:24:37.901
<b>3 -</b>	<b>1:06.699 (1)</b>		<b>88.54</b>	<b>15:25:44.600</b>
4 -	1:06.783 (2)	0.084	88.43	15:26:51.383
5 -	2:07.496 P	1:00.797	46.32	15:28:58.879

# 2024 Aim Shop Ma7da Championship

## RACE 8 - LAP CHART

LAP 1 @ 15:23:30.208			LAP 2 @ 15:24:37.605			LAP 3 @ 15:25:44.361			LAP 4 @ 15:26:50.860			LAP 5 @ 15:27:57.680		
NO	BEHIND	LAP TIME	NO	BEHIND	LAP TIME	NO	BEHIND	LAP TIME	NO	BEHIND	LAP TIME	NO	BEHIND	LAP TIME
37		1:11.174	37		1:07.397	37		1:06.756	37		1:06.499	37		1:06.820
99	0.117	1:11.291	66	0.296	1:07.472	66	0.239	1:06.699	66	0.523	1:06.783	94	0.841	1:06.834
66	0.221	1:11.395	99	0.583	1:07.863	94	0.865	1:06.744	94	0.827	1:06.461	99	1.136	1:06.933
87	0.495	1:11.669	94	0.877	1:07.591	99	1.036	1:07.209	99	1.023	1:06.486	17	2.137	1:06.907
17	0.570	1:11.744	25	1.586	1:08.129	17	1.840	1:06.475	17	2.050	1:06.709	25	2.181	1:06.856
94	0.683	1:11.857	87	1.909	1:08.811	25	1.907	1:07.077	25	2.145	1:06.737	87	2.477	1:06.594
55	0.839	1:12.013	17	2.121	1:08.948	87	2.205	1:07.052	56	2.602	1:06.676	56	2.700	1:06.918
25	0.854	1:12.028	55	2.122	1:08.680	56	2.425	1:06.904	87	2.703	1:06.997	55	5.436	1:07.328
56	1.122	1:12.296	56	2.277	1:08.552	79	3.413	1:07.437	3	4.633	1:07.520	3	5.569	1:07.756
4	1.579	1:12.753	4	2.383	1:08.201	3	3.612	1:07.186	79	4.708	1:07.794	4	6.171	1:07.658
79	1.940	1:13.114	79	2.732	1:08.189	4	4.315	1:08.688	55	4.928	1:07.043	79	6.193	1:08.305
24	2.172	1:13.346	24	3.072	1:08.297	55	4.384	1:09.018	4	5.333	1:07.517	5	6.320	1:07.199
5	2.534	1:13.708	3	3.182	1:07.933	24	4.838	1:08.522	5	5.941	1:07.538	15	10.574	1:08.161
3	2.646	1:13.820	5	3.980	1:08.843	5	4.902	1:07.678	24	6.608	1:08.269	24	10.854	1:11.066
81	5.208	1:16.382	81	6.703	1:08.892	15	8.009	1:08.018	15	9.233	1:07.723	81	10.988	1:07.748
15	5.247	1:16.421	15	6.747	1:08.897	81	8.551	1:08.604	81	10.060	1:08.008	151	26.638	1:11.792
151	8.541	1:19.715	47	12.065	1:08.569	47	14.014	1:08.705	47	15.408	1:07.893	47	32.993	1:24.405 P
47	10.893	1:22.067	151	12.400	1:11.256	151	16.696	1:11.052	151	21.666	1:11.469	66	1:01.199	2:07.496 P

# 2024 Aim Shop Ma7da Championship

## RACE 8 - LAP CHART

LAP 6 @ 15:29:04.482			LAP 7 @ 15:30:11.569			LAP 8 @ 15:31:18.396			LAP 9 @ 15:32:25.204			LAP 10 @ 15:33:31.877		
NO	BEHIND	LAP TIME	NO	BEHIND	LAP TIME	NO	BEHIND	LAP TIME	NO	BEHIND	LAP TIME	NO	BEHIND	LAP TIME
37		1:06.802	37		1:07.087	37		1:06.827	94		1:06.383	94		1:06.673
94	0.819	1:06.780	94	0.806	1:07.074	94	0.425	1:06.446	37	0.071	1:06.879	37	0.103	1:06.705
99	0.902	1:06.568	99	1.564	1:07.749	87	1.261	1:06.467	87	1.349	1:06.896	87	0.594	1:05.918
87	2.314	1:06.639	87	1.621	1:06.394	99	1.730	1:06.993	17	1.417	1:06.224	99	1.220	1:06.418
17	2.553	1:07.218	17	2.278	1:06.812	17	2.001	1:06.550	99	1.475	1:06.553	17	1.494	1:06.750
56	2.895	1:06.997	56	2.361	1:06.553	56	2.367	1:06.833	56	1.866	1:06.307	56	1.853	1:06.660
25	3.753	1:08.374	25	3.646	1:06.980	25	3.522	1:06.703	25	3.534	1:06.820	25	3.289	1:06.428
55	7.151	1:08.517	55	7.939	1:07.875	3	9.579	1:08.260	4	10.259	1:07.041	4	12.255	1:08.669
3	7.416	1:08.649	3	8.146	1:07.817	4	10.026	1:07.723	3	10.547	1:07.776	3	12.331	1:08.457
5	7.909	1:08.391	4	9.130	1:08.225	55	10.845	1:09.733	55	11.587	1:07.550	79	13.142	1:07.429
4	7.992	1:08.623	5	9.782	1:08.960	5	11.275	1:08.320	5	12.075	1:07.608	5	13.335	1:07.933
79	8.292	1:08.901	79	9.897	1:08.692	79	11.561	1:08.491	79	12.386	1:07.633	55	13.621	1:08.707
81	12.892	1:08.706	81	15.456	1:09.651	81	18.207	1:09.578	15	20.688	1:09.205	15	23.669	1:09.654
15	12.893	1:09.121	15	15.539	1:09.733	15	18.291	1:09.579	81	20.839	1:09.440	81	23.931	1:09.765
151	31.562	1:11.726	151	35.452	1:10.977	151	39.408	1:10.783	151	43.163	1:10.563	151	47.924	1:11.434

# 2024 Aim Shop Ma7da Championship

## RACE 8 - LAP CHART

LAP 11 @ 15:34:38.834			LAP 12 @ 15:35:46.232			LAP 13 @ 15:36:54.134			LAP 14 @ 15:38:01.211		
NO	BEHIND	LAP TIME	NO	BEHIND	LAP TIME	NO	BEHIND	LAP TIME	NO	BEHIND	LAP TIME
37		1:06.854	87		1:07.343	87		1:07.902	87		1:07.077
87	0.055	1:06.418	37	0.009	1:07.407	37	0.094	1:07.987	37	0.139	1:07.122
94	0.410	1:07.367	94	0.670	1:07.658	94	0.447	1:07.679	94	0.332	1:06.962
17	0.914	1:06.377	17	0.731	1:07.215	17	0.876	1:08.047	56	1.045	1:07.136
56	2.200	1:07.304	56	0.969	1:06.167	56	0.986	1:07.919	17	1.108	1:07.309
25	3.948	1:07.616	25	3.354	1:06.804	25	2.194	1:06.742	25	1.751	1:06.634
99	8.460	1:14.197	99	8.327	1:07.265	99	7.738	1:07.313	99	8.336	1:07.675
79	14.966	1:08.781	55	16.351	1:08.621	55	16.276	1:07.827	55	16.651	1:07.452
5	14.984	1:08.606	5	16.699	1:09.113	5	17.067	1:08.270	79	18.746	1:08.747
55	15.128	1:08.464	79	16.978	1:09.410	79	17.076	1:08.000	5	18.896	1:08.906
4	16.125	1:10.827	4	18.148	1:09.421	4	20.010	1:09.764	4	23.001	1:10.068
3	24.737	1:19.363	3	25.690	1:08.351	3	25.386	1:07.598	3	26.676	1:08.367
15	25.440	1:08.728	15	26.077	1:08.035	81	26.601	1:08.078	15	28.556	1:08.841
81	26.040	1:09.066	81	26.425	1:07.783	15	26.792	1:08.617	81	28.600	1:09.076
151	52.303	1:11.336	151	58.016	1:13.111	151	1:01.235	1:11.121	151	1:04.622	1:10.464

# 2024 Aim Shop Ma7da Championship

## RACE 8 - POSITION CHART

No	Name	Lap															
		Pos	1	2	3	4	5	6	7	8	9	10	11	12	13	14	
99	SHELTON	1	37	37	37	37	37	37	37	37	37	94	94	37	87	87	87
66	BATT	2	99	66	66	66	94	94	94	94	37	37	87	37	37	37	
87	LAND	3	66	99	94	94	99	99	99	87	87	87	94	94	94	94	
37	POWNEY	4	87	94	99	99	17	87	87	99	17	99	17	17	17	56	
17	DADE	5	17	25	17	17	25	17	17	17	99	17	56	56	56	17	
94	WEST	6	94	87	25	25	87	56	56	56	56	56	25	25	25	25	
25	BOWEN	7	55	17	87	56	56	25	25	25	25	25	99	99	99	99	
4	MARTIN	8	25	55	56	87	55	55	55	3	4	4	79	55	55	55	
56	SIBBONS	9	56	56	79	3	3	3	3	4	3	3	5	5	5	79	
79	ROGERS	10	4	4	3	79	4	5	4	55	55	79	55	79	79	5	
20	BOUCHER	11	79	79	4	55	79	4	5	5	5	5	4	4	4	4	
55	CRAWFORD	12	24	24	55	4	5	79	79	79	79	55	3	3	3	3	
3	BARNES	13	5	3	24	5	15	81	81	81	15	15	15	15	81	15	
24	LANYI	14	3	5	5	24	24	15	15	15	81	81	81	81	15	81	
15	GRAUX	15	81	81	15	15	81	151	151	151	151	151	151	151	151	151	
69	ROGERS	16	15	15	81	81	151										
47	PENSTONE-SMITH	17	151	47	47	47	47										
5	WELLS	18	47	151	151	151	66										
81	WARD	19															
151	THOMPSON	20															

# 2024 Aim Shop Ma7da Championship

## RACE 8 - STATISTICS

Competitors Started	18
Planned Start	2024-10-27 @ 15:30:00.000
Actual Start	2024-10-27 @ 15:22:19.033
Finish Time	2024-10-27 @ 15:38:00.638
Track Length	1.6404mi.
Total Laps	225
Total Distance Covered	369.1042mi.

### Session Fastest Lap History

NO	CL	NAME	LAP TIME	TIME OF DAY	LAP
37		Ben POWNEY	1:07.397	15:24:37.595	2
37		Ben POWNEY	1:06.756	15:25:44.351	3
66		Lucas BATT	1:06.699	15:25:44.592	3
17		Benjamin DADE	1:06.475	15:25:46.192	3
94		Martin WEST	1:06.461	15:26:51.679	4
87		Craig LAND	1:06.394	15:30:13.190	7
94		Martin WEST	1:06.383	15:32:25.196	9
17		Benjamin DADE	1:06.224	15:32:26.621	9
87		Craig LAND	1:05.918	15:33:32.461	10

### Session Leader History

NO	CL	NAME	FROM LAP	LAPS LED	DISTANCE
37		Ben POWNEY	1	8	13.12 miles
94		Martin WEST	9	2	3.28 miles
37		Ben POWNEY	11	1	1.64 miles
87		Craig LAND	12	3	4.92 miles

### Flag History

TYPE	TIME OF DAY
GREEN	15:22:19.033
FINISH	15:38:00.638

### Flag Statistics

TYPE	COUNT	TOTAL LAPS	TOTAL TIME
Green	1	14	16:50.866
Red	0	0	0.000
Safety Car	0	0	0.000
FCY	0	0	0.000

# 2024 Aim Shop Ma7da Championship

## RACE 8 - STATISTICS

CLASS :

17 Starters

### Fastest Lap History

NO	NAME	LAP TIME	TIME OF DAY	LAP
37	Ben POWNEY	1:07.397	15:24:37.595	2
37	Ben POWNEY	1:06.756	15:25:44.351	3
66	Lucas BATT	1:06.699	15:25:44.592	3
17	Benjamin DADE	1:06.475	15:25:46.192	3
94	Martin WEST	1:06.461	15:26:51.679	4
87	Craig LAND	1:06.394	15:30:13.190	7
94	Martin WEST	1:06.383	15:32:25.196	9
17	Benjamin DADE	1:06.224	15:32:26.621	9
87	Craig LAND	1:05.918	15:33:32.461	10

### Leader History

NO	NAME	FROM LAP	LAPS LED	DISTANCE	VEHICLE
37	Ben POWNEY	1	8	13.12 miles	
94	Martin WEST	9	2	3.28 miles	
37	Ben POWNEY	11	1	1.64 miles	
87	Craig LAND	12	3	4.92 miles	



# 2024 Aim Shop Ma7da Championship

## RACE 8 - STATISTICS

CLASS : TC

1 Starters

### Fastest Lap History

NO	NAME	LAP TIME	TIME OF DAY	LAP
5	Ian WELLS	1:08.843	15:24:41.577	2
5	Ian WELLS	1:07.678	15:25:49.263	3
5	Ian WELLS	1:07.538	15:26:56.793	4
5	Ian WELLS	1:07.199	15:28:03.992	5

### Leader History

NO	NAME	FROM LAP	LAPS LED	DISTANCE	VEHICLE
5	Ian WELLS	1	14	22.96 miles	