



SPRINT *trophy* COUPE *cup*

116 SPRINT TROPHY & 120 COUPE CUP



750 Motor Club Race Meeting
Croft
21st September 2024



Timing & Results Provided by Timing Solutions Ltd

www.tsl-timing.com

116 Sprint Trophy & 120 Coupe Cup

QUALIFYING - RACE 5 - CLASSIFICATION



POS	NO	NAME	ENTRY	TIME	ON	LAPS	GAP	DIFF	MPH
1	5	Anthony SEDDON	BMW 120i	1:39.852	1	5			75.71
2	59	Rob CARVELL	BMW 120i	1:40.615	3	4	0.763	0.763	75.14
3	173	Mack PRIESTWOOD	BMW 116i	1:45.224	4	4	5.372	4.609	71.85
4	555	Matthew HIGHCOCK	BMW 116i	1:45.723	1	4	5.871	0.499	71.51
5	228	James WAREING	BMW 116i	1:45.900	4	4	6.048	0.177	71.39
6	151	Peter KEEN	BMW 116i	1:45.939	3	4	6.087	0.039	71.36
7	252	James DUNNE	BMW 116i	1:46.211	4	4	6.359	0.272	71.18
8	209	William ABRAHAM	BMW 116i	1:46.475	3	4	6.623	0.264	71.00
9	320	Simon HOPCROFT-LOPEZ	BMW 116i	1:46.500	3	4	6.648	0.025	70.99
10	25	Ethan HALL	BMW 116i	1:46.565	3	4	6.713	0.065	70.94
11	360	Ash MILLER	BMW 116i	1:46.641	3	4	6.789	0.076	70.89
12	417	Scott JEFFS	BMW 116i	1:46.897	3	4	7.045	0.256	70.72
13	10	Paul WIGHTON	BMW 116i	1:46.939	3	4	7.087	0.042	70.70
14	232	Jonathan BAKER	BMW 116i	1:47.025	4	4	7.173	0.086	70.64
15	107	Ben DOBBS	BMW 116i	1:47.239	3	4	7.387	0.214	70.50
16	86	Pete BRAND	BMW 116i	1:47.292	4	4	7.440	0.053	70.46
17	187	George HELER	BMW 116i	1:47.404	4	4	7.552	0.112	70.39
18	8	John TURNER	BMW 120i	1:47.523	4	4	7.671	0.119	70.31
19	80	Chris BAYLISS	BMW 116i	1:47.653	3	4	7.801	0.130	70.23
20	89	Freddie TATHAM	BMW 116i	1:47.777	4	4	7.925	0.124	70.15
21	178	Matt ALLEN	BMW 116i	1:47.993	4	4	8.141	0.216	70.01
22	220	Simon FOX	BMW 116i	1:48.123	4	4	8.271	0.130	69.92
23	121	AJ DUFFILL	BMW 116i	1:48.369	4	4	8.517	0.246	69.76
24	55	Jakub NOWAK	BMW 116i	1:48.553	3	4	8.701	0.184	69.64
25	83	Thomas LITTLECHILD	BMW 116i	1:49.224	4	4	9.372	0.671	69.22
26	30	Harry MILES	BMW 116i	1:49.509	4	4	9.657	0.285	69.04
27	31	David SMITH	BMW 116i	1:49.796	4	4	9.944	0.287	68.86
28	103	Sammy WALTON	BMW 116i	1:49.876	3	4	10.024	0.080	68.81
29	102	Shaun FRAY	BMW 116i	1:50.425	4	4	10.573	0.549	68.46
30	11*	Graham TATHAM	BMW 120i	1:56.963	3	4	17.111	6.538	64.64
31	325	Callum DAVIES	BMW 116i	2:01.094	1	3	21.242	4.131	62.43
32	321	Caroline EARLY	BMW 116i	2:01.336	4	4	21.484	0.242	62.31
33	109*	Iain BATE	BMW 120i	2:02.736	3	4	22.884	1.400	61.60
34	106	Thomas BRODIE-SANGSTER	BMW 116i			0			

Comments:

*Nos. 11, 109 & 325 - no working transponder, please rectify before your next session

Weather / Track : Cloudy / Dry

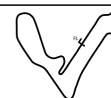
Date: 21/09/2024 Start: 10:35 Finish: 10:45
Croft: 2.1001 miles

These results are provisional until the conclusion of any judicial and technical matters.

Clerk Of Course: Ian Denyer

Stewards:

Timekeeper: Stewart Burr



116 Sprint Trophy & 120 Coupe Cup

QUALIFYING - RACE 5 - LAP ANALYSIS

DIFF = Difference To Personal Best Lap

P1 5 Anthony SEDDON				
LAP	LAP TIME	DIFF	MPH	TIME OF DAY
1 -	1:39.852 (1)		75.71	10:38:58.534
2 -	2:59.517	1:19.665	42.11	10:41:58.051
3 -	1:40.630	0.778	75.13	10:43:38.681
4 -	1:39.894 (2)	0.042	75.68	10:45:18.575
5 -	1:40.100 (3)	0.248	75.53	10:46:58.675

P2 59 Rob CARVELL				
LAP	LAP TIME	DIFF	MPH	TIME OF DAY
1 -	1:42.133 (3)	1.518	74.02	10:39:19.908
2 -	2:53.808	1:13.193	43.49	10:42:13.716
3 -	1:40.615 (1)		75.14	10:43:54.331
4 -	1:41.264 (2)	0.649	74.66	10:45:35.595

P3 173 Mack PRIESTWOOD				
LAP	LAP TIME	DIFF	MPH	TIME OF DAY
1 -	1:45.645 (2)	0.421	71.56	10:39:19.493
2 -	2:53.808	1:08.584	43.49	10:42:13.301
3 -	1:45.750 (3)	0.526	71.49	10:43:59.051
4 -	1:45.224 (1)		71.85	10:45:44.275

P4 555 Matthew HIGHCOCK				
LAP	LAP TIME	DIFF	MPH	TIME OF DAY
1 -	1:45.723 (1)		71.51	10:38:56.546
2 -	3:01.253	1:15.530	41.71	10:41:57.799
3 -	1:45.867 (3)	0.144	71.41	10:43:43.666
4 -	1:45.791 (2)	0.068	71.46	10:45:29.457

P5 228 James WAREING				
LAP	LAP TIME	DIFF	MPH	TIME OF DAY
1 -	2:08.725 (3)	22.825	58.73	10:41:00.245
2 -	2:24.135	38.235	52.45	10:43:24.380
3 -	1:45.992 (2)	0.092	71.33	10:45:10.372
4 -	1:45.900 (1)		71.39	10:46:56.272

P6 151 Peter KEEN				
LAP	LAP TIME	DIFF	MPH	TIME OF DAY
1 -	1:47.116 (2)	1.177	70.58	10:39:01.075
2 -	2:57.954	1:12.015	42.48	10:41:59.029
3 -	1:45.939 (1)		71.36	10:43:44.968
4 -	1:47.494 (3)	1.555	70.33	10:45:32.462

P7 252 James DUNNE				
LAP	LAP TIME	DIFF	MPH	TIME OF DAY
1 -	1:46.763 (2)	0.552	70.81	10:39:16.155
2 -	2:52.849	1:06.638	43.74	10:42:09.004
3 -	1:47.398 (3)	1.187	70.39	10:43:56.402
4 -	1:46.211 (1)		71.18	10:45:42.613

P8 209 William ABRAHAM				
LAP	LAP TIME	DIFF	MPH	TIME OF DAY
1 -	1:57.623 (3)	11.148	64.27	10:40:21.687
2 -	2:26.529	40.054	51.59	10:42:48.216
3 -	1:46.475 (1)		71.00	10:44:34.691
4 -	1:48.978 (2)	2.503	69.37	10:46:23.669

DIFF = Difference To Personal Best Lap

P9 320 Simon HOPCROFT-LOPEZ				
LAP	LAP TIME	DIFF	MPH	TIME OF DAY
1 -	1:47.786 (3)	1.286	70.14	10:39:09.472
2 -	2:51.662	1:05.162	44.04	10:42:01.134
3 -	1:46.500 (1)		70.99	10:43:47.634
4 -	1:47.712 (2)	1.212	70.19	10:45:35.346

P10 25 Ethan HALL				
LAP	LAP TIME	DIFF	MPH	TIME OF DAY
1 -	2:04.415 (3)	17.850	60.76	10:40:21.194
2 -	2:28.528	41.963	50.90	10:42:49.722
3 -	1:46.565 (1)		70.94	10:44:36.287
4 -	1:57.643 (2)	11.078	64.26	10:46:33.930

P11 360 Ash MILLER				
LAP	LAP TIME	DIFF	MPH	TIME OF DAY
1 -	1:52.082 (3)	5.441	67.45	10:39:56.885
2 -	2:45.849	59.208	45.58	10:42:42.734
3 -	1:46.641 (1)		70.89	10:44:29.375
4 -	1:48.183 (2)	1.542	69.88	10:46:17.558

P12 417 Scott JEFFS				
LAP	LAP TIME	DIFF	MPH	TIME OF DAY
1 -	1:57.486 (3)	10.589	64.35	10:40:22.310
2 -	2:26.729	39.832	51.52	10:42:49.039
3 -	1:46.897 (1)		70.72	10:44:35.936
4 -	1:49.837 (2)	2.940	68.83	10:46:25.773

P13 10 Paul WIGHTON				
LAP	LAP TIME	DIFF	MPH	TIME OF DAY
1 -	1:48.383 (3)	1.444	69.75	10:39:13.951
2 -	2:47.935	1:00.996	45.02	10:42:01.886
3 -	1:46.939 (1)		70.70	10:43:48.825
4 -	1:47.487 (2)	0.548	70.33	10:45:36.312

P14 232 Jonathan BAKER				
LAP	LAP TIME	DIFF	MPH	TIME OF DAY
1 -	1:58.547 (3)	11.522	63.77	10:40:25.145
2 -	2:31.806	44.781	49.80	10:42:56.951
3 -	1:48.540 (2)	1.515	69.65	10:44:45.491
4 -	1:47.025 (1)		70.64	10:46:32.516

P15 107 Ben DOBBS				
LAP	LAP TIME	DIFF	MPH	TIME OF DAY
1 -	1:52.062 (3)	4.823	67.46	10:39:55.770
2 -	2:45.966	58.727	45.55	10:42:41.736
3 -	1:47.239 (1)		70.50	10:44:28.975
4 -	1:49.306 (2)	2.067	69.16	10:46:18.281

P16 86 Pete BRAND				
LAP	LAP TIME	DIFF	MPH	TIME OF DAY
1 -	1:47.959 (3)	0.667	70.03	10:39:04.563
2 -	2:55.365	1:08.073	43.11	10:41:59.928
3 -	1:47.302 (2)	0.010	70.46	10:43:47.230
4 -	1:47.292 (1)		70.46	10:45:34.522

116 Sprint Trophy & 120 Coupe Cup

QUALIFYING - RACE 5 - LAP ANALYSIS

DIFF = Difference To Personal Best Lap

P17 187 George HELER				
LAP	LAP TIME	DIFF	MPH	TIME OF DAY
1 -	1:47.843 (2)	0.439	70.10	10:39:40.683
2 -	2:54.843	1:07.439	43.24	10:42:35.526
3 -	1:49.021 (3)	1.617	69.35	10:44:24.547
4 -	1:47.404 (1)		70.39	10:46:11.951

P18 8 John TURNER				
LAP	LAP TIME	DIFF	MPH	TIME OF DAY
1 -	1:49.225 (3)	1.702	69.22	10:39:33.099
2 -	2:50.033	1:02.510	44.46	10:42:23.132
3 -	1:47.680 (2)	0.157	70.21	10:44:10.812
4 -	1:47.523 (1)		70.31	10:45:58.335

P19 80 Chris BAYLISS				
LAP	LAP TIME	DIFF	MPH	TIME OF DAY
1 -	1:51.160 (2)	3.507	68.01	10:39:48.200
2 -	2:51.504	1:03.851	44.08	10:42:39.704
3 -	1:47.653 (1)		70.23	10:44:27.357
4 -	2:01.301 (3)	13.648	62.32	10:46:28.658

P20 89 Freddie TATHAM				
LAP	LAP TIME	DIFF	MPH	TIME OF DAY
1 -	1:58.605 (3)	10.828	63.74	10:40:24.502
2 -	2:27.072	39.295	51.40	10:42:51.574
3 -	1:49.719 (2)	1.942	68.90	10:44:41.293
4 -	1:47.777 (1)		70.15	10:46:29.070

P21 178 Matt ALLEN				
LAP	LAP TIME	DIFF	MPH	TIME OF DAY
1 -	1:49.924 (2)	1.931	68.78	10:39:32.465
2 -	2:50.345	1:02.352	44.38	10:42:22.810
3 -	1:51.719 (3)	3.726	67.67	10:44:14.529
4 -	1:47.993 (1)		70.01	10:46:02.522

P22 220 Simon FOX				
LAP	LAP TIME	DIFF	MPH	TIME OF DAY
1 -	1:50.370 (3)	2.247	68.50	10:39:39.951
2 -	2:50.694	1:02.571	44.29	10:42:30.645
3 -	1:49.643 (2)	1.520	68.95	10:44:20.288
4 -	1:48.123 (1)		69.92	10:46:08.411

P23 121 AJ DUFFILL				
LAP	LAP TIME	DIFF	MPH	TIME OF DAY
1 -	1:51.835 (3)	3.466	67.60	10:39:39.557
2 -	2:46.488	58.119	45.41	10:42:26.045
3 -	1:51.640 (2)	3.271	67.72	10:44:17.685
4 -	1:48.369 (1)		69.76	10:46:06.054

P24 55 Jakub NOWAK				
LAP	LAP TIME	DIFF	MPH	TIME OF DAY
1 -	1:55.320 (3)	6.767	65.56	10:40:07.107
2 -	2:38.103	49.550	47.82	10:42:45.210
3 -	1:48.553 (1)		69.64	10:44:33.763
4 -	1:50.548 (2)	1.995	68.39	10:46:24.311

DIFF = Difference To Personal Best Lap

P25 83 Thomas LITTLECHILD				
LAP	LAP TIME	DIFF	MPH	TIME OF DAY
1 -	1:52.281 (3)	3.057	67.33	10:39:38.463
2 -	2:46.837	57.613	45.31	10:42:25.300
3 -	1:51.194 (2)	1.970	67.99	10:44:16.494
4 -	1:49.224 (1)		69.22	10:46:05.718

P26 30 Harry MILES				
LAP	LAP TIME	DIFF	MPH	TIME OF DAY
1 -	1:49.580 (2)	0.071	68.99	10:39:22.251
2 -	2:53.479	1:03.970	43.58	10:42:15.730
3 -	1:50.080 (3)	0.571	68.68	10:44:05.810
4 -	1:49.509 (1)		69.04	10:45:55.319

P27 31 David SMITH				
LAP	LAP TIME	DIFF	MPH	TIME OF DAY
1 -	1:51.224 (3)	1.428	67.97	10:39:31.917
2 -	2:47.947	58.151	45.01	10:42:19.864
3 -	1:50.788 (2)	0.992	68.24	10:44:10.652
4 -	1:49.796 (1)		68.86	10:46:00.448

P28 103 Sammy WALTON				
LAP	LAP TIME	DIFF	MPH	TIME OF DAY
1 -	1:51.644 (2)	1.768	67.72	10:39:46.787
2 -	2:50.385	1:00.509	44.37	10:42:37.172
3 -	1:49.876 (1)		68.81	10:44:27.048
4 -	1:52.493 (3)	2.617	67.20	10:46:19.541

P29 102 Shaun FRAY				
LAP	LAP TIME	DIFF	MPH	TIME OF DAY
1 -	1:55.051 (3)	4.626	65.71	10:39:29.671
2 -	2:47.302	56.877	45.19	10:42:16.973
3 -	1:51.317 (2)	0.892	67.91	10:44:08.290
4 -	1:50.425 (1)		68.46	10:45:58.715

P30 11 Graham TATHAM				
LAP	LAP TIME	DIFF	MPH	TIME OF DAY
1 -	2:03.165 (3)	6.202	61.38	10:40:23.813
2 -	2:27.059	30.096	51.41	10:42:50.872
3 -	1:56.963 (1)		64.64	10:44:47.835
4 -	1:58.646 (2)	1.683	63.72	10:46:46.481

P31 325 Callum DAVIES				
LAP	LAP TIME	DIFF	MPH	TIME OF DAY
1 -	2:01.094 (1)		62.43	10:40:28.453
2 -	2:29.600 (2)	28.506	50.53	10:42:58.053
3 -	2:50.766 P	49.672	44.27	10:45:48.819

P32 321 Caroline EARLY				
LAP	LAP TIME	DIFF	MPH	TIME OF DAY
1 -	2:03.901 (3)	2.565	61.02	10:39:37.828
2 -	2:47.205	45.869	45.21	10:42:25.033
3 -	2:01.810 (2)	0.474	62.06	10:44:26.843
4 -	2:01.336 (1)		62.31	10:46:28.179

116 Sprint Trophy & 120 Coupe Cup

QUALIFYING - RACE 5 - LAP ANALYSIS

DIFF = Difference To Personal Best Lap

P33 109 Iain BATE				
LAP	LAP TIME	DIFF	MPH	TIME OF DAY
1 -	2:17.130 (3)	14.394	55.13	10:40:47.390
2 -	2:17.927	15.191	54.81	10:43:05.317
3 -	2:02.736 (1)		61.60	10:45:08.053
4 -	2:09.318 (2)	6.582	58.46	10:47:17.371

116 Sprint Trophy & 120 Coupe Cup

QUALIFYING - RACE 5 - STATISTICS

Competitors Started 34
Planned Start 2024-09-21 @ 10:35:00.000
Actual Start 2024-09-21 @ 10:35:27.684
Finish Time 2024-09-21 @ 10:45:28.691
Track Length 2.1001mi.
Total Laps 132
Total Distance Covered 277.2227mi.

Session Fastest Lap History

NO	NAME	LAP TIME	TIME OF DAY	LAP	VEHICLE
555	Matthew HIGHCOCK	1:45.723	10:38:56.576	1	BMW 116i
5	Anthony SEDDON	1:39.852	10:38:58.549	1	BMW 120i

Flag History

TYPE	TIME OF DAY
GREEN	10:35:27.684
SAFETY	10:39:04.541
GREEN	10:41:57.032
FINISH	10:45:28.691

Flag Statistics

TYPE	COUNT	TOTAL LAPS	TOTAL TIME
Green	2	5	9:20.384
Red	0	0	0.000
Safety Car	1	0	2:52.491
FCY	0	0	0.000

116 Sprint Trophy & 120 Coupe Cup

QUALIFYING - RACE 10 - CLASSIFICATION



POS	NO	NAME	ENTRY	TIME	ON	LAPS	GAP	DIFF	MPH
1	59	Rob CARVELL	BMW 120i	1:39.826	2	5			75.73
2	5	Anthony SEDDON	BMW 120i	1:40.594	4	5	0.768	0.768	75.15
3	8	John TURNER	BMW 120i	1:44.264	2	5	4.438	3.670	72.51
4	173	Mack PRIESTWOOD	BMW 116i	1:44.830	2	5	5.004	0.566	72.12
5	555	Matthew HIGHCOCK	BMW 116i	1:44.975	2	5	5.149	0.145	72.02
6	151	Peter KEEN	BMW 116i	1:45.241	3	5	5.415	0.266	71.84
7	252	James DUNNE	BMW 116i	1:45.275	2	5	5.449	0.034	71.81
8	228	James WAREING	BMW 116i	1:45.383	1	4	5.557	0.108	71.74
9	209	William ABRAHAM	BMW 116i	1:45.655	4	5	5.829	0.272	71.55
10	80	Theo MILLWARD	BMW 116i	1:45.767	4	5	5.941	0.112	71.48
11	232	Gary MITCHELL	BMW 116i	1:46.206	3	4	6.380	0.439	71.18
12	320	Simon HOPCROFT-LOPEZ	BMW 116i	1:46.277	5	5	6.451	0.071	71.14
13	107	Ben DOBBS	BMW 116i	1:46.412	2	5	6.586	0.135	71.05
14	178*	Matt ALLEN	BMW 116i	1:46.495	4	5	6.669	0.083	70.99
15	25	Ethan HALL	BMW 116i	1:46.566	2	5	6.740	0.071	70.94
16	187	George HELER	BMW 116i	1:46.610	2	5	6.784	0.044	70.91
17	10	Lewis WIGHTON-TURNER	BMW 116i	1:46.732	5	5	6.906	0.122	70.83
18	89	Freddie TATHAM	BMW 116i	1:46.733	5	5	6.907	0.001	70.83
19	417	Scott JEFFS	BMW 116i	1:46.777	3	4	6.951	0.044	70.80
20	121	Luke FOX	BMW 116i	1:46.814	2	5	6.988	0.037	70.78
21	86	Martin BRAND	BMW 116i	1:47.131	2	5	7.305	0.317	70.57
22	55	Lewis CHARLTON	BMW 116i	1:47.201	5	5	7.375	0.070	70.52
23	220	Andrew PARTRIDGE	BMW 116i	1:47.849	3	5	8.023	0.648	70.10
24	30	Harry MILES	BMW 116i	1:48.026	5	5	8.200	0.177	69.98
25	102	James ALLEN	BMW 116i	1:48.070	5	5	8.244	0.044	69.96
26	31	David SMITH	BMW 116i	1:48.412	4	5	8.586	0.342	69.73
27	83	Thomas LITTLECHILD	BMW 116i	1:48.708	4	5	8.882	0.296	69.54
28	103	Sammy WALTON	BMW 116i	1:49.029	3	4	9.203	0.321	69.34
29	106	Thomas BRODIE-SANGSTER	BMW 116i	1:50.973	3	5	11.147	1.944	68.13
30	360	Mark MILNE	BMW 116i	1:51.924	3	4	12.098	0.951	67.55
31	11*	Graham TATHAM	BMW 120i	1:54.618	2	3	14.792	2.694	65.96
32	321	Caroline EARLY	BMW 116i	1:57.438	4	4	17.612	2.820	64.37
33	109*	Mark BATE	BMW 120i	2:05.358	1	3	25.532	7.920	60.31

Comments:

*No. 178 - 1 Lap time disallowed, short cutting the chicane
 No. 178 - 1 Lap time disallowed; exceeding track limits.

Weather / Track : Cloudy / Dry

Date: 21/09/2024 Start: 10:49 Finish: 10:59
 Croft: 2.1001 miles

These results are provisional until the conclusion of any judicial and technical matters.

Clerk Of Course: Ian Denyer	Stewards:	Timekeeper: Stewart Burr	
-----------------------------	-----------	--------------------------	--

116 Sprint Trophy & 120 Coupe Cup

QUALIFYING - RACE 10 - LAP ANALYSIS

DIFF = Difference To Personal Best Lap

P1 59 Rob CARVELL				
LAP	LAP TIME	DIFF	MPH	TIME OF DAY
1 -	1:40.034 (3)	0.208	75.58	10:53:00.251
2 -	1:39.826 (1)		75.73	10:54:40.077
3 -	1:40.321	0.495	75.36	10:56:20.398
4 -	1:39.927 (2)	0.101	75.66	10:58:00.325
5 -	1:45.178	5.352	71.88	10:59:45.503

P2 5 Anthony SEDDON				
LAP	LAP TIME	DIFF	MPH	TIME OF DAY
1 -	1:41.471	0.877	74.51	10:53:39.336
2 -	1:42.194	1.600	73.98	10:55:21.530
3 -	1:41.183 (3)	0.589	74.72	10:57:02.713
4 -	1:40.594 (1)		75.15	10:58:43.307
5 -	1:40.913 (2)	0.319	74.92	11:00:24.220

P3 8 John TURNER				
LAP	LAP TIME	DIFF	MPH	TIME OF DAY
1 -	1:45.457	1.193	71.69	10:53:20.297
2 -	1:44.264 (1)		72.51	10:55:04.561
3 -	1:45.081 (3)	0.817	71.95	10:56:49.642
4 -	1:44.930 (2)	0.666	72.05	10:58:34.572
5 -	1:45.282	1.018	71.81	11:00:19.854

P4 173 Mack PRIESTWOOD				
LAP	LAP TIME	DIFF	MPH	TIME OF DAY
1 -	1:45.011 (3)	0.181	71.99	10:53:11.937
2 -	1:44.830 (1)		72.12	10:54:56.767
3 -	1:44.967 (2)	0.137	72.02	10:56:41.734
4 -	1:45.121	0.291	71.92	10:58:26.855
5 -	1:46.112	1.282	71.25	11:00:12.967

P5 555 Matthew HIGHCOCK				
LAP	LAP TIME	DIFF	MPH	TIME OF DAY
1 -	1:45.294 (2)	0.319	71.80	10:53:07.653
2 -	1:44.975 (1)		72.02	10:54:52.628
3 -	1:45.518 (3)	0.543	71.65	10:56:38.146
4 -	1:46.714	1.739	70.84	10:58:24.860
5 -	1:47.670	2.695	70.22	11:00:12.530

P6 151 Peter KEEN				
LAP	LAP TIME	DIFF	MPH	TIME OF DAY
1 -	1:45.454 (2)	0.213	71.69	10:53:08.760
2 -	1:45.472 (3)	0.231	71.68	10:54:54.232
3 -	1:45.241 (1)		71.84	10:56:39.473
4 -	1:46.082	0.841	71.27	10:58:25.555
5 -	1:48.021	2.780	69.99	11:00:13.576

P7 252 James DUNNE				
LAP	LAP TIME	DIFF	MPH	TIME OF DAY
1 -	1:45.943 (3)	0.668	71.36	10:53:17.362
2 -	1:45.275 (1)		71.81	10:55:02.637
3 -	1:49.217	3.942	69.22	10:56:51.854
4 -	1:46.415	1.140	71.04	10:58:38.269
5 -	1:45.873 (2)	0.598	71.41	11:00:24.142

DIFF = Difference To Personal Best Lap

P8 228 James WAREING				
LAP	LAP TIME	DIFF	MPH	TIME OF DAY
1 -	1:45.383 (1)		71.74	10:54:52.017
2 -	1:46.769 (3)	1.386	70.81	10:56:38.786
3 -	1:45.544 (2)	0.161	71.63	10:58:24.330
4 -	1:47.029	1.646	70.64	11:00:11.359

P9 209 William ABRAHAM				
LAP	LAP TIME	DIFF	MPH	TIME OF DAY
1 -	1:47.162	1.507	70.55	10:53:51.569
2 -	1:45.803 (2)	0.148	71.45	10:55:37.372
3 -	1:45.858 (3)	0.203	71.42	10:57:23.230
4 -	1:45.655 (1)		71.55	10:59:08.885
5 -	1:45.882	0.227	71.40	11:00:54.767

P10 80 Theo MILLWARD				
LAP	LAP TIME	DIFF	MPH	TIME OF DAY
1 -	1:47.175	1.408	70.54	10:54:14.517
2 -	1:46.944 (3)	1.177	70.69	10:56:01.461
3 -	1:46.186 (2)	0.419	71.20	10:57:47.647
4 -	1:45.767 (1)		71.48	10:59:33.414
5 -	1:59.744 P	13.977	63.13	11:01:33.158

P11 232 Gary MITCHELL				
LAP	LAP TIME	DIFF	MPH	TIME OF DAY
1 -	1:48.357 (3)	2.151	69.77	10:54:03.382
2 -	1:59.707	13.501	63.15	10:56:03.089
3 -	1:46.206 (1)		71.18	10:57:49.295
4 -	1:47.460 (2)	1.254	70.35	10:59:36.755

P12 320 Simon HOPCROFT-LOPEZ				
LAP	LAP TIME	DIFF	MPH	TIME OF DAY
1 -	1:46.660 (2)	0.383	70.88	10:53:14.771
2 -	1:47.217 (3)	0.940	70.51	10:55:01.988
3 -	1:47.719	1.442	70.18	10:56:49.707
4 -	1:47.524	1.247	70.31	10:58:37.231
5 -	1:46.277 (1)		71.14	11:00:23.508

P13 107 Ben DOBBS				
LAP	LAP TIME	DIFF	MPH	TIME OF DAY
1 -	1:48.085	1.673	69.95	10:53:28.759
2 -	1:46.412 (1)		71.05	10:55:15.171
3 -	1:48.030 (3)	1.618	69.98	10:57:03.201
4 -	1:54.103	7.691	66.26	10:58:57.304
5 -	1:47.013 (2)	0.601	70.65	11:00:44.317

P14 178 Matt ALLEN				
LAP	LAP TIME	DIFF	MPH	TIME OF DAY
1 -	1:47.235 (2)	0.740	70.50	10:53:26.137
2 -	1:48.208 (3)	1.713	69.87	10:55:14.345
3 -	1:46.894 D	0.396	70.73	10:57:01.236
4 -	1:46.495 (1)		70.99	10:58:47.731
5 -	1:51.009 D	4.514	68.10	11:00:38.740

P15 25 Ethan HALL				
LAP	LAP TIME	DIFF	MPH	TIME OF DAY
1 -	1:49.845	3.279	68.82	10:53:43.159
2 -	1:46.566 (1)		70.94	10:55:29.725

116 Sprint Trophy & 120 Coupe Cup

QUALIFYING - RACE 10 - LAP ANALYSIS

DIFF = Difference To Personal Best Lap

3 -	1:47.127 (3)	0.561	70.57	10:57:16.852
4 -	1:48.084	1.518	69.95	10:59:04.936
5 -	1:46.595 (2)	0.029	70.92	11:00:51.531

P16 187 George HELER				
LAP	LAP TIME	DIFF	MPH	TIME OF DAY
1 -	1:47.121 (3)	0.511	70.58	10:53:32.825
2 -	1:46.610 (1)		70.91	10:55:19.435
3 -	1:47.148	0.538	70.56	10:57:06.583
4 -	1:49.846	3.236	68.82	10:58:56.429
5 -	1:47.026 (2)	0.416	70.64	11:00:43.455

P17 10 Lewis WIGHTON-TURNER				
LAP	LAP TIME	DIFF	MPH	TIME OF DAY
1 -	1:46.922 (3)	0.190	70.71	10:53:39.855
2 -	1:51.250	4.518	67.96	10:55:31.105
3 -	1:46.896 (2)	0.164	70.72	10:57:18.001
4 -	1:48.872	2.140	69.44	10:59:06.873
5 -	1:46.732 (1)		70.83	11:00:53.605

P18 89 Freddie TATHAM				
LAP	LAP TIME	DIFF	MPH	TIME OF DAY
1 -	1:46.929 (2)	0.196	70.70	10:53:33.984
2 -	1:48.760	2.027	69.51	10:55:22.744
3 -	1:47.094 (3)	0.361	70.59	10:57:09.838
4 -	1:47.361	0.628	70.42	10:58:57.199
5 -	1:46.733 (1)		70.83	11:00:43.932

P19 417 Scott JEFFS				
LAP	LAP TIME	DIFF	MPH	TIME OF DAY
1 -	1:46.906	0.129	70.72	10:54:20.402
2 -	1:46.833 (3)	0.056	70.77	10:56:07.235
3 -	1:46.777 (1)		70.80	10:57:54.012
4 -	1:46.803 (2)	0.026	70.79	10:59:40.815

P20 121 Luke FOX				
LAP	LAP TIME	DIFF	MPH	TIME OF DAY
1 -	1:47.264	0.450	70.48	10:53:39.191
2 -	1:46.814 (1)		70.78	10:55:26.005
3 -	1:48.196	1.382	69.87	10:57:14.201
4 -	1:47.103 (3)	0.289	70.59	10:59:01.304
5 -	1:47.086 (2)	0.272	70.60	11:00:48.390

P21 86 Martin BRAND				
LAP	LAP TIME	DIFF	MPH	TIME OF DAY
1 -	1:48.104	0.973	69.93	10:53:30.008
2 -	1:47.131 (1)		70.57	10:55:17.139
3 -	1:48.034 (3)	0.903	69.98	10:57:05.173
4 -	1:48.099	0.968	69.94	10:58:53.272
5 -	1:47.374 (2)	0.243	70.41	11:00:40.646

P22 55 Lewis CHARLTON				
LAP	LAP TIME	DIFF	MPH	TIME OF DAY
1 -	1:49.738	2.537	68.89	10:53:59.872
2 -	1:48.652 (3)	1.451	69.58	10:55:48.524
3 -	1:47.762 (2)	0.561	70.16	10:57:36.286
4 -	1:48.823	1.622	69.47	10:59:25.109
5 -	1:47.201 (1)		70.52	11:01:12.310

DIFF = Difference To Personal Best Lap

P23 220 Andrew PARTRIDGE				
LAP	LAP TIME	DIFF	MPH	TIME OF DAY
1 -	1:48.884 (3)	1.035	69.43	10:53:38.854
2 -	1:53.394	5.545	66.67	10:55:32.248
3 -	1:47.849 (1)		70.10	10:57:20.097
4 -	1:48.514 (2)	0.665	69.67	10:59:08.611
5 -	1:50.996	3.147	68.11	11:00:59.607

P24 30 Harry MILES				
LAP	LAP TIME	DIFF	MPH	TIME OF DAY
1 -	1:49.564	1.538	69.00	10:53:25.713
2 -	1:49.204	1.178	69.23	10:55:14.917
3 -	1:48.874 (3)	0.848	69.44	10:57:03.791
4 -	1:48.329 (2)	0.303	69.79	10:58:52.120
5 -	1:48.026 (1)		69.98	11:00:40.146

P25 102 James ALLEN				
LAP	LAP TIME	DIFF	MPH	TIME OF DAY
1 -	1:48.913	0.843	69.41	10:53:55.724
2 -	1:48.563 (2)	0.493	69.64	10:55:44.287
3 -	1:48.579 (3)	0.509	69.63	10:57:32.866
4 -	1:50.701	2.631	68.29	10:59:23.567
5 -	1:48.070 (1)		69.96	11:01:11.637

P26 31 David SMITH				
LAP	LAP TIME	DIFF	MPH	TIME OF DAY
1 -	1:48.427 (2)	0.015	69.73	10:53:30.950
2 -	1:52.739	4.327	67.06	10:55:23.689
3 -	1:48.542 (3)	0.130	69.65	10:57:12.231
4 -	1:48.412 (1)		69.73	10:59:00.643
5 -	1:50.132	1.720	68.65	11:00:50.775

P27 83 Thomas LITTLECHILD				
LAP	LAP TIME	DIFF	MPH	TIME OF DAY
1 -	1:49.392	0.684	69.11	10:53:45.100
2 -	1:49.110 (2)	0.402	69.29	10:55:34.210
3 -	1:49.179 (3)	0.471	69.24	10:57:23.389
4 -	1:48.708 (1)		69.54	10:59:12.097
5 -	1:49.642	0.934	68.95	11:01:01.739

P28 103 Sammy WALTON				
LAP	LAP TIME	DIFF	MPH	TIME OF DAY
1 -	1:49.302 (2)	0.273	69.17	10:54:40.535
2 -	1:49.305 (3)	0.276	69.16	10:56:29.840
3 -	1:49.029 (1)		69.34	10:58:18.869
4 -	1:49.374	0.345	69.12	11:00:08.243

P29 106 Thomas BRODIE-SANGSTER				
LAP	LAP TIME	DIFF	MPH	TIME OF DAY
1 -	1:55.525	4.552	65.44	10:53:30.582
2 -	1:54.956	3.983	65.76	10:55:25.538
3 -	1:50.973 (1)		68.13	10:57:16.511
4 -	1:51.925 (2)	0.952	67.55	10:59:08.436
5 -	1:52.903 (3)	1.930	66.96	11:01:01.339

P30 360 Mark MILNE				
LAP	LAP TIME	DIFF	MPH	TIME OF DAY
1 -	1:56.185	4.261	65.07	10:54:37.720

116 Sprint Trophy & 120 Coupe Cup

QUALIFYING - RACE 10 - LAP ANALYSIS

DIFF = Difference To Personal Best Lap

2 -	1:54.203 (2)	2.279	66.20	10:56:31.923
3 -	1:51.924 (1)		67.55	10:58:23.847
4 -	1:54.290 (3)	2.366	66.15	11:00:18.137

P31 11 Graham TATHAM

LAP	LAP TIME	DIFF	MPH	TIME OF DAY
1 -	1:56.121 (2)	1.503	65.10	10:54:02.932
2 -	1:54.618 (1)		65.96	10:55:57.550
3 -	4:42.590 (3)	2:47.972	26.75	11:00:40.140

P32 321 Caroline EARLY

LAP	LAP TIME	DIFF	MPH	TIME OF DAY
1 -	2:01.825 (3)	4.387	62.06	10:54:02.571
2 -	2:01.906	4.468	62.02	10:56:04.477
3 -	1:59.277 (2)	1.839	63.38	10:58:03.754
4 -	1:57.438 (1)		64.37	11:00:01.192

P33 109 Mark BATE

LAP	LAP TIME	DIFF	MPH	TIME OF DAY
1 -	2:05.358 (1)		60.31	10:56:50.426
2 -	2:26.521 (3)	21.163	51.60	10:59:16.947
3 -	2:06.416 (2)	1.058	59.80	11:01:23.363

116 Sprint Trophy & 120 Coupe Cup

QUALIFYING - RACE 10 - STATISTICS

Competitors Started 33
Planned Start 2024-09-21 @ 10:50:00.000
Actual Start 2024-09-21 @ 10:49:33.040
Finish Time 2024-09-21 @ 10:59:36.754
Track Length 2.1001mi.
Total Laps 155
Total Distance Covered 325.5267mi.

Session Fastest Lap History

NO	NAME	LAP TIME	TIME OF DAY	LAP	VEHICLE
59	Rob CARVELL	1:40.034	10:53:00.270	1	BMW 120i
59	Rob CARVELL	1:39.826	10:54:40.096	2	BMW 120i

Flag History

TYPE	TIME OF DAY
GREEN	10:49:33.040
FINISH	10:59:36.754

Flag Statistics

TYPE	COUNT	TOTAL LAPS	TOTAL TIME
Green	1	5	13:01.247
Red	0	0	0.000
Safety Car	0	0	0.000
FCY	0	0	0.000

116 Sprint Trophy & 120 Coupe Cup

RACE 5 - GRID (15 minutes)



ROW 17	33	109 2:02.736 Iain BATE	34	106 Thomas BRODIE-SANGSTER	
ROW 16		31	325 2:01.094 Callum DAVIES	32	321 2:01.336 Caroline EARLY
ROW 15	29	102 1:50.425 Shaun FRAY	30	11 1:56.963 Graham TATHAM	
ROW 14		27	31 1:49.796 David SMITH	28	103 1:49.876 Sammy WALTON
ROW 13	25	83 1:49.224 Thomas LITTLECHILD	26	30 1:49.509 Harry MILES	
ROW 12		23	121 1:48.369 AJ DUFFILL	24	55 1:48.553 Jakub NOWAK
ROW 11	21	178 1:47.993 Matt ALLEN	22	220 1:48.123 Simon FOX	
ROW 10		19	80 1:47.653 Chris BAYLISS	20	89 1:47.777 Freddie TATHAM
ROW 9	17	187 1:47.404 George HELER	18	8 1:47.523 John TURNER	
ROW 8		15	107 1:47.239 Ben DOBBS	16	86 1:47.292 Pete BRAND
ROW 7	13	10 1:46.939 Paul WIGHTON	14	232 1:47.025 Jonathan BAKER	
ROW 6		11	360 1:46.641 Ash MILLER	12	417 1:46.897 Scott JEFFS
ROW 5	9	320 1:46.500 Simon HOPCROFT-LOPEZ	10	25 1:46.565 Ethan HALL	
ROW 4		7	252 1:46.211 James DUNNE	8	209 1:46.475 William ABRAHAM
ROW 3	5	228 1:45.900 James WAREING	6	151 1:45.939 Peter KEEN	
ROW 2		3	173 1:45.224 Mack PRIESTWOOD	4	555 1:45.723 Matthew HIGHCOCK
ROW 1	1	5 1:39.852 Anthony SEDDON	2	59 1:40.615 Rob CARVELL	
Pole					

Comments:

*No. 106 - permitted to start from the back of the grid, qualified in Part B

These results are provisional until the conclusion of any judicial and technical matters.

Craft: 2.1001 miles

Clerk Of Course: Ian Denyer

Stewards:

Timekeeper: Stewart Burr





116 Sprint Trophy & 120 Coupe Cup

RACE 5 - CLASSIFICATION - AMENDED 2

Race Distance: 7 Laps / 14.70 miles

POS	NO	NAME	ENTRY	LAPS	TIME	GAP	DIFF	MPH	BEST	ON	GRD	↑↓
1	59	Rob CARVELL	BMW 120i	7	11:55.721			73.94	1:39.986	4	2	1
2	5	Anthony SEDDON	BMW 120i	7	11:56.394	0.673	0.673	73.87	1:39.997	4	1	-1
3	555	Matthew HIGHCOCK	BMW 116i	7	12:30.346	34.625	33.952	70.53	1:45.568	6	4	1
4	209	William ABRAHAM	BMW 116i	7	12:30.998	35.277	0.652	70.47	1:45.232	3	8	4
5	228	James WAREING	BMW 116i	7	12:32.197	36.476	1.199	70.35	1:45.312	5	5	0
6	320	Simon HOPCROFT-LOPEZ	BMW 116i	7	12:36.687	40.966	4.490	69.94	1:45.988	2	9	3
7	8	John TURNER	BMW 120i	7	12:41.433	45.712	4.746	69.50	1:46.372	4	18	11
8	10	Paul WIGHTON	BMW 116i	7	12:44.028	48.307	2.595	69.27	1:46.588	4	13	5
9	232	Jonathan BAKER	BMW 116i	7	12:50.852	55.131	6.824	68.65	1:46.673	6	14	5
10	178	Matt ALLEN	BMW 116i	7	12:50.951	55.230	0.099	68.64	1:46.642	5	21	11
11	252	James DUNNE	BMW 116i	7	12:51.696	55.975	0.745	68.58	1:46.870	6	7	-4
12	25*	Ethan HALL	BMW 116i	7	12:51.757	56.036	0.061	68.57	1:46.851	6	10	-2
13	80	Chris BAYLISS	BMW 116i	7	12:52.479	56.758	0.722	68.51	1:46.624	6	19	6
14	86	Pete BRAND	BMW 116i	7	12:52.841	57.120	0.362	68.48	1:47.384	5	16	2
15	187	George HELER	BMW 116i	7	12:53.033	57.312	0.192	68.46	1:47.088	5	17	2
16	417	Scott JEFFS	BMW 116i	7	12:55.475	59.754	2.442	68.24	1:47.808	5	12	-4
17	55	Jakub NOWAK	BMW 116i	7	12:56.078	1:00.357	0.603	68.19	1:47.675	5	24	7
18	89	Freddie TATHAM	BMW 116i	7	12:56.968	1:01.247	0.890	68.11	1:46.886	5	20	2
19	30	Harry MILES	BMW 116i	7	12:57.291	1:01.570	0.323	68.08	1:47.680	4	26	7
20	220	Simon FOX	BMW 116i	7	12:59.934	1:04.213	2.643	67.85	1:48.037	3	22	2
21	121	AJ DUFFILL	BMW 116i	7	13:00.489	1:04.768	0.555	67.80	1:48.420	5	23	2
22	83	Thomas LITTLECHILD	BMW 116i	7	13:02.227	1:06.506	1.738	67.65	1:48.413	3	25	3
23	107	Ben DOBBS	BMW 116i	7	13:04.651	1:08.930	2.424	67.44	1:46.564	5	15	-8
24	31	David SMITH	BMW 116i	7	13:07.414	1:11.693	2.763	67.21	1:49.132	3	27	3
25	102	Shaun FRAY	BMW 116i	7	13:19.421	1:23.700	12.007	66.20	1:50.553	2	29	4
26	325*	Callum DAVIES	BMW 116i	7	13:39.552	1:43.831	20.131	64.57	1:51.852	7	31	5
27	106	Thomas BRODIE-SANGSTER	BMW 116i	7	13:41.987	1:46.266	2.435	64.38	1:51.768	7	34	7
28	11	Graham TATHAM	BMW 120i	7	13:43.253	1:47.532	1.266	64.28	1:53.065	5	30	2
29	321	Caroline EARLY	BMW 116i	6	12:04.968	1 Lap	1 Lap	62.57	1:57.483	3	32	3

NOT CLASSIFIED

DNF	151	Peter KEEN	BMW 116i	5	8:57.070	2 Laps	1 Lap	70.38	1:45.815	5	6	
DNF	109	Iain BATE	BMW 120i	5	10:04.961	2 Laps	1:07.891	62.48	1:56.361	3	33	
DNF	173	Mack PRIESTWOOD	BMW 116i	0							3	
DNF	360	Ash MILLER	BMW 116i	0							11	
DNF	103	Sammy WALTON	BMW 116i	0							28	

FASTEST LAP

59	Rob CARVELL	BMW 120i	4	1:39.986		75.61 mph		121.69 kph
----	-------------	----------	---	----------	--	-----------	--	------------

Comments:

*No. 59 - appeal upheld, 1 second time penalty rescinded

*No. 25 - 1 second time penalty applied for overtaking under safety car conditions, C2.3

*No. 325 - still no working transponder, please rectify before your next race or you will not be timed

Weather / Track : Cloudy / Dry

These results are provisional until the conclusion of any judicial and technical matters.

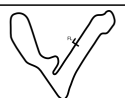
Date: 21/09/2024 Start: 15:07 Finish: 15:19

Craft: 2.1001 miles

Clerk Of Course: Ian Denyer

Stewards:

Timekeeper: Stewart Burr



116 Sprint Trophy & 120 Coupe Cup

RACE 5 - LAP ANALYSIS

DIFF = Difference To Personal Best Lap

P1 59 Rob CARVELL				
LAP	LAP TIME	DIFF	MPH	TIME OF DAY
1 -	1:47.376	7.390	70.41	15:09:22.859
2 -	1:40.514 (3)	0.528	75.21	15:11:03.373
3 -	1:40.077 (2)	0.091	75.54	15:12:43.450
4 -	1:39.986 (1)		75.61	15:14:23.436
5 -	1:40.792	0.806	75.01	15:16:04.228
6 -	1:40.533	0.547	75.20	15:17:44.761
7 -	1:46.443	6.457	71.02	15:19:31.204

P2 5 Anthony SEDDON				
LAP	LAP TIME	DIFF	MPH	TIME OF DAY
1 -	1:46.914	6.917	70.71	15:09:22.397
2 -	1:40.278 (3)	0.281	75.39	15:11:02.675
3 -	1:40.052 (2)	0.055	75.56	15:12:42.727
4 -	1:39.997 (1)		75.60	15:14:22.724
5 -	1:41.062	1.065	74.81	15:16:03.786
6 -	1:40.438	0.441	75.27	15:17:44.224
7 -	1:47.653	7.656	70.23	15:19:31.877

P3 555 Matthew HIGHCOCK				
LAP	LAP TIME	DIFF	MPH	TIME OF DAY
1 -	1:53.371	7.803	66.68	15:09:28.854
2 -	1:46.048 (3)	0.480	71.29	15:11:14.902
3 -	1:46.216	0.648	71.18	15:13:01.118
4 -	1:46.089	0.521	71.26	15:14:47.207
5 -	1:45.672 (2)	0.104	71.54	15:16:32.879
6 -	1:45.568 (1)		71.61	15:18:18.447
7 -	1:47.382	1.814	70.40	15:20:05.829

P4 209 William ABRAHAM				
LAP	LAP TIME	DIFF	MPH	TIME OF DAY
1 -	1:55.552	10.320	65.43	15:09:31.035
2 -	1:45.778	0.546	71.47	15:11:16.813
3 -	1:45.232 (1)		71.84	15:13:02.045
4 -	1:46.206	0.974	71.18	15:14:48.251
5 -	1:45.366 (2)	0.134	71.75	15:16:33.617
6 -	1:45.518 (3)	0.286	71.65	15:18:19.135
7 -	1:47.346	2.114	70.43	15:20:06.481

P5 228 James WAREING				
LAP	LAP TIME	DIFF	MPH	TIME OF DAY
1 -	1:53.984	8.672	66.33	15:09:29.467
2 -	1:45.986 (2)	0.674	71.33	15:11:15.453
3 -	1:46.121	0.809	71.24	15:13:01.574
4 -	1:46.452	1.140	71.02	15:14:48.026
5 -	1:45.312 (1)		71.79	15:16:33.338
6 -	1:46.012 (3)	0.700	71.31	15:18:19.350
7 -	1:48.330	3.018	69.79	15:20:07.680

P6 320 Simon HOPCROFT-LOPEZ				
LAP	LAP TIME	DIFF	MPH	TIME OF DAY
1 -	1:56.897	10.909	64.67	15:09:32.380
2 -	1:45.988 (1)		71.33	15:11:18.368
3 -	1:46.245 (2)	0.257	71.16	15:13:04.613
4 -	1:46.276 (3)	0.288	71.14	15:14:50.889
5 -	1:46.326	0.338	71.10	15:16:37.215
6 -	1:46.676	0.688	70.87	15:18:23.891
7 -	1:48.279	2.291	69.82	15:20:12.170

DIFF = Difference To Personal Best Lap

P7 8 John TURNER				
LAP	LAP TIME	DIFF	MPH	TIME OF DAY
1 -	1:58.097	11.725	64.02	15:09:33.580
2 -	1:47.397	1.025	70.39	15:11:20.977
3 -	1:47.360 (3)	0.988	70.42	15:13:08.337
4 -	1:46.372 (1)		71.07	15:14:54.709
5 -	1:47.675	1.303	70.21	15:16:42.384
6 -	1:46.800 (2)	0.428	70.79	15:18:29.184
7 -	1:47.732	1.360	70.17	15:20:16.916

P8 10 Paul WIGHTON				
LAP	LAP TIME	DIFF	MPH	TIME OF DAY
1 -	1:59.684	13.096	63.17	15:09:35.167
2 -	1:47.902	1.314	70.06	15:11:23.069
3 -	1:47.453 (3)	0.865	70.36	15:13:10.522
4 -	1:46.588 (1)		70.93	15:14:57.110
5 -	1:46.830 (2)	0.242	70.77	15:16:43.940
6 -	1:47.537	0.949	70.30	15:18:31.477
7 -	1:48.034	1.446	69.98	15:20:19.511

P9 232 Jonathan BAKER				
LAP	LAP TIME	DIFF	MPH	TIME OF DAY
1 -	2:00.433	13.760	62.77	15:09:35.916
2 -	1:47.759	1.086	70.16	15:11:23.675
3 -	1:48.156	1.483	69.90	15:13:11.831
4 -	1:46.983 (2)	0.310	70.67	15:14:58.814
5 -	1:47.707 (3)	1.034	70.19	15:16:46.521
6 -	1:46.673 (1)		70.87	15:18:33.194
7 -	1:53.141	6.468	66.82	15:20:26.335

P10 178 Matt ALLEN				
LAP	LAP TIME	DIFF	MPH	TIME OF DAY
1 -	2:01.516	14.874	62.21	15:09:36.999
2 -	1:48.091	1.449	69.94	15:11:25.090
3 -	1:47.684	1.042	70.21	15:13:12.774
4 -	1:47.514 (3)	0.872	70.32	15:15:00.288
5 -	1:46.642 (1)		70.89	15:16:46.930
6 -	1:46.736 (2)	0.094	70.83	15:18:33.666
7 -	1:52.768	6.126	67.04	15:20:26.434

P11 252 James DUNNE				
LAP	LAP TIME	DIFF	MPH	TIME OF DAY
1 -	2:02.266	15.396	61.83	15:09:37.749
2 -	1:48.872	2.002	69.44	15:11:26.621
3 -	1:47.362 (3)	0.492	70.42	15:13:13.983
4 -	1:48.281	1.411	69.82	15:15:02.264
5 -	1:47.031 (2)	0.161	70.63	15:16:49.295
6 -	1:46.870 (1)		70.74	15:18:36.165
7 -	1:51.014	4.144	68.10	15:20:27.179

P12 25 Ethan HALL				
LAP	LAP TIME	DIFF	MPH	TIME OF DAY
1 -	1:57.373	10.522	64.41	15:09:32.856
2 -	1:49.464	2.613	69.06	15:11:22.320
3 -	1:48.703 (3)	1.852	69.55	15:13:11.023
4 -	1:47.397 (2)	0.546	70.39	15:14:58.420
5 -	1:49.262	2.411	69.19	15:16:47.682
6 -	1:46.851 (1)		70.75	15:18:34.533
7 -	1:51.707	4.856	67.68	15:20:26.240

116 Sprint Trophy & 120 Coupe Cup

RACE 5 - LAP ANALYSIS

DIFF = Difference To Personal Best Lap

P13 80 Chris BAYLISS				
LAP	LAP TIME	DIFF	MPH	TIME OF DAY
1 -	2:05.100	18.476	60.43	15:09:40.583
2 -	1:48.521	1.897	69.66	15:11:29.104
3 -	1:47.348	0.724	70.43	15:13:16.452
4 -	1:46.923 (3)	0.299	70.71	15:15:03.375
5 -	1:46.734 (2)	0.110	70.83	15:16:50.109
6 -	1:46.624 (1)		70.90	15:18:36.733
7 -	1:51.229	4.605	67.97	15:20:27.962

P14 86 Pete BRAND				
LAP	LAP TIME	DIFF	MPH	TIME OF DAY
1 -	2:01.235	13.851	62.36	15:09:36.718
2 -	1:47.997	0.613	70.00	15:11:24.715
3 -	1:47.791 (3)	0.407	70.14	15:13:12.506
4 -	1:49.920	2.536	68.78	15:15:02.426
5 -	1:47.384 (1)		70.40	15:16:49.810
6 -	1:47.417 (2)	0.033	70.38	15:18:37.227
7 -	1:51.097	3.713	68.05	15:20:28.324

P15 187 George HELER				
LAP	LAP TIME	DIFF	MPH	TIME OF DAY
1 -	2:00.885	13.797	62.54	15:09:36.368
2 -	1:47.937 (3)	0.849	70.04	15:11:24.305
3 -	1:48.034	0.946	69.98	15:13:12.339
4 -	1:49.422	2.334	69.09	15:15:01.761
5 -	1:47.088 (1)		70.60	15:16:48.849
6 -	1:47.117 (2)	0.029	70.58	15:18:35.966
7 -	1:52.550	5.462	67.17	15:20:28.516

P16 417 Scott JEFFS				
LAP	LAP TIME	DIFF	MPH	TIME OF DAY
1 -	2:01.802	13.994	62.07	15:09:37.285
2 -	1:49.244	1.436	69.20	15:11:26.529
3 -	1:49.387	1.579	69.11	15:13:15.916
4 -	1:47.881 (3)	0.073	70.08	15:15:03.797
5 -	1:47.808 (1)		70.13	15:16:51.605
6 -	1:47.838 (2)	0.030	70.11	15:18:39.443
7 -	1:51.515	3.707	67.79	15:20:30.958

P17 55 Jakub NOWAK				
LAP	LAP TIME	DIFF	MPH	TIME OF DAY
1 -	2:02.828	15.153	61.55	15:09:38.311
2 -	1:48.716	1.041	69.54	15:11:27.027
3 -	1:49.212	1.537	69.22	15:13:16.239
4 -	1:47.916 (2)	0.241	70.06	15:15:04.155
5 -	1:47.675 (1)		70.21	15:16:51.830
6 -	1:47.932 (3)	0.257	70.04	15:18:39.762
7 -	1:51.799	4.124	67.62	15:20:31.561

P18 89 Freddie TATHAM				
LAP	LAP TIME	DIFF	MPH	TIME OF DAY
1 -	2:03.664	16.778	61.13	15:09:39.147
2 -	1:51.769	4.883	67.64	15:11:30.916
3 -	1:47.782	0.896	70.14	15:13:18.698
4 -	1:47.601 (3)	0.715	70.26	15:15:06.299
5 -	1:46.886 (1)		70.73	15:16:53.185
6 -	1:46.979 (2)	0.093	70.67	15:18:40.164
7 -	1:52.287	5.401	67.33	15:20:32.451

DIFF = Difference To Personal Best Lap

P19 30 Harry MILES				
LAP	LAP TIME	DIFF	MPH	TIME OF DAY
1 -	2:03.497	15.817	61.22	15:09:38.980
2 -	1:50.320	2.640	68.53	15:11:29.300
3 -	1:47.683 (2)	0.003	70.21	15:13:16.983
4 -	1:47.680 (1)		70.21	15:15:04.663
5 -	1:47.762 (3)	0.082	70.16	15:16:52.425
6 -	1:48.180	0.500	69.88	15:18:40.605
7 -	1:52.169	4.489	67.40	15:20:32.774

P20 220 Simon FOX				
LAP	LAP TIME	DIFF	MPH	TIME OF DAY
1 -	2:04.047	16.010	60.94	15:09:39.530
2 -	1:50.576	2.539	68.37	15:11:30.106
3 -	1:48.037 (1)		69.98	15:13:18.143
4 -	1:49.450	1.413	69.07	15:15:07.593
5 -	1:48.081 (2)	0.044	69.95	15:16:55.674
6 -	1:48.742 (3)	0.705	69.52	15:18:44.416
7 -	1:51.001	2.964	68.11	15:20:35.417

P21 121 AJ DUFFILL				
LAP	LAP TIME	DIFF	MPH	TIME OF DAY
1 -	2:05.478	17.058	60.25	15:09:40.961
2 -	1:49.716	1.296	68.91	15:11:30.677
3 -	1:48.609 (2)	0.189	69.61	15:13:19.286
4 -	1:48.689	0.269	69.56	15:15:07.975
5 -	1:48.420 (1)		69.73	15:16:56.395
6 -	1:48.667 (3)	0.247	69.57	15:18:45.062
7 -	1:50.910	2.490	68.16	15:20:35.972

P22 83 Thomas LITTLECHILD				
LAP	LAP TIME	DIFF	MPH	TIME OF DAY
1 -	2:05.694	17.281	60.15	15:09:41.177
2 -	1:50.428	2.015	68.46	15:11:31.605
3 -	1:48.413 (1)		69.73	15:13:20.018
4 -	1:48.621 (3)	0.208	69.60	15:15:08.639
5 -	1:49.099	0.686	69.30	15:16:57.738
6 -	1:48.577 (2)	0.164	69.63	15:18:46.315
7 -	1:51.395	2.982	67.87	15:20:37.710

P23 107 Ben DOBBS				
LAP	LAP TIME	DIFF	MPH	TIME OF DAY
1 -	2:01.832	15.268	62.05	15:09:37.315
2 -	1:48.188	1.624	69.88	15:11:25.503
3 -	1:47.683 (3)	1.119	70.21	15:13:13.186
4 -	1:48.368	1.804	69.76	15:15:01.554
5 -	1:46.564 (1)		70.94	15:16:48.118
6 -	1:47.303 (2)	0.739	70.46	15:18:35.421
7 -	2:04.713	18.149	60.62	15:20:40.134

P24 31 David SMITH				
LAP	LAP TIME	DIFF	MPH	TIME OF DAY
1 -	2:07.265	18.133	59.40	15:09:42.748
2 -	1:50.192	1.060	68.61	15:11:32.940
3 -	1:49.132 (1)		69.27	15:13:22.072
4 -	1:50.323	1.191	68.53	15:15:12.395
5 -	1:49.642 (2)	0.510	68.95	15:17:02.037
6 -	1:49.716 (3)	0.584	68.91	15:18:51.753
7 -	1:51.144	2.012	68.02	15:20:42.897

116 Sprint Trophy & 120 Coupe Cup

RACE 5 - LAP ANALYSIS

DIFF = Difference To Personal Best Lap

P25 102 Shaun FRAY				
LAP	LAP TIME	DIFF	MPH	TIME OF DAY
1 -	2:08.518	17.965	58.82	15:09:44.001
2 -	1:50.553 (1)		68.38	15:11:34.554
3 -	1:51.950	1.397	67.53	15:13:26.504
4 -	1:50.994 (2)	0.441	68.11	15:15:17.498
5 -	1:51.066 (3)	0.513	68.07	15:17:08.564
6 -	1:51.189	0.636	67.99	15:18:59.753
7 -	1:55.151	4.598	65.65	15:20:54.904

DIFF = Difference To Personal Best Lap

P31 109 Iain BATE				
LAP	LAP TIME	DIFF	MPH	TIME OF DAY
1 -	2:15.980	19.619	55.60	15:09:51.463
2 -	1:57.833	1.472	64.16	15:11:49.296
3 -	1:56.361 (1)		64.97	15:13:45.657
4 -	1:57.598 (3)	1.237	64.29	15:15:43.255
5 -	1:57.189 (2)	0.828	64.51	15:17:40.444

P26 325 Callum DAVIES				
LAP	LAP TIME	DIFF	MPH	TIME OF DAY
1 -	2:13.902	22.050	56.46	15:09:49.385
2 -	1:57.398	5.546	64.40	15:11:46.783
3 -	1:55.176	3.324	65.64	15:13:41.959
4 -	1:54.382 (3)	2.530	66.09	15:15:36.341
5 -	1:52.174 (2)	0.322	67.40	15:17:28.515
6 -	1:54.668	2.816	65.93	15:19:23.183
7 -	1:51.852 (1)		67.59	15:21:15.035

P27 106 Thomas BRODIE-SANGSTER				
LAP	LAP TIME	DIFF	MPH	TIME OF DAY
1 -	2:14.843	23.075	56.06	15:09:50.326
2 -	1:56.001	4.233	65.17	15:11:46.327
3 -	1:58.389	6.621	63.86	15:13:44.716
4 -	1:54.426	2.658	66.07	15:15:39.142
5 -	1:52.915 (2)	1.147	66.95	15:17:32.057
6 -	1:53.645 (3)	1.877	66.52	15:19:25.702
7 -	1:51.768 (1)		67.64	15:21:17.470

P28 11 Graham TATHAM				
LAP	LAP TIME	DIFF	MPH	TIME OF DAY
1 -	2:15.272	22.207	55.89	15:09:50.755
2 -	1:55.851	2.786	65.26	15:11:46.606
3 -	1:56.471	3.406	64.91	15:13:43.077
4 -	1:54.226 (3)	1.161	66.19	15:15:37.303
5 -	1:53.065 (1)		66.86	15:17:30.368
6 -	1:53.678 (2)	0.613	66.50	15:19:24.046
7 -	1:54.690	1.625	65.92	15:21:18.736

P29 321 Caroline EARLY				
LAP	LAP TIME	DIFF	MPH	TIME OF DAY
1 -	2:12.517	15.034	57.05	15:09:48.000
2 -	1:57.887 (2)	0.404	64.13	15:11:45.887
3 -	1:57.483 (1)		64.35	15:13:43.370
4 -	1:58.574	1.091	63.76	15:15:41.944
5 -	1:58.316 (3)	0.833	63.90	15:17:40.260
6 -	2:00.191	2.708	62.90	15:19:40.451

P30 151 Peter KEEN				
LAP	LAP TIME	DIFF	MPH	TIME OF DAY
1 -	1:53.116	7.301	66.83	15:09:28.599
2 -	1:46.111 (3)	0.296	71.25	15:11:14.710
3 -	1:46.125	0.310	71.24	15:13:00.835
4 -	1:45.903 (2)	0.088	71.39	15:14:46.738
5 -	1:45.815 (1)		71.45	15:16:32.553

116 Sprint Trophy & 120 Coupe Cup

RACE 5 - LAP CHART

LAP 1 @ 15:09:22.397			LAP 2 @ 15:11:02.675			LAP 3 @ 15:12:42.727			LAP 4 @ 15:14:22.724			LAP 5 @ 15:16:03.786		
NO	BEHIND	LAP TIME	NO	BEHIND	LAP TIME	NO	BEHIND	LAP TIME	NO	BEHIND	LAP TIME	NO	BEHIND	LAP TIME
5		1:46.914	5		1:40.278	5		1:40.052	5		1:39.997	5		1:41.062
59	0.462	1:47.376	59	0.698	1:40.514	59	0.723	1:40.077	59	0.712	1:39.986	59	0.442	1:40.792
151	6.202	1:53.116	151	12.035	1:46.111	151	18.108	1:46.125	151	24.014	1:45.903	151	28.767	1:45.815
555	6.457	1:53.371	555	12.227	1:46.048	555	18.391	1:46.216	555	24.483	1:46.089	555	29.093	1:45.672
228	7.070	1:53.984	228	12.778	1:45.986	228	18.847	1:46.121	228	25.302	1:46.452	228	29.552	1:45.312
209	8.638	1:55.552	209	14.138	1:45.778	209	19.318	1:45.232	209	25.527	1:46.206	209	29.831	1:45.366
320	9.983	1:56.897	320	15.693	1:45.988	320	21.886	1:46.245	320	28.165	1:46.276	320	33.429	1:46.326
25	10.459	1:57.373	8	18.302	1:47.397	8	25.610	1:47.360	8	31.985	1:46.372	8	38.598	1:47.675
8	11.183	1:58.097	25	19.645	1:49.464	10	27.795	1:47.453	10	34.386	1:46.588	10	40.154	1:46.830
10	12.770	1:59.684	10	20.394	1:47.902	25	28.296	1:48.703	25	35.696	1:47.397	232	42.735	1:47.707
232	13.519	2:00.433	232	21.000	1:47.759	232	29.104	1:48.156	232	36.090	1:46.983	178	43.144	1:46.642
187	13.971	2:00.885	187	21.630	1:47.937	187	29.612	1:48.034	178	37.564	1:47.514	25	43.896	1:49.262
86	14.321	2:01.235	86	22.040	1:47.997	86	29.779	1:47.791	107	38.830	1:48.368	107	44.332	1:46.564
178	14.602	2:01.516	178	22.415	1:48.091	178	30.047	1:47.684	187	39.037	1:49.422	187	45.063	1:47.088
417	14.888	2:01.802	107	22.828	1:48.188	107	30.459	1:47.683	252	39.540	1:48.281	252	45.509	1:47.031
107	14.918	2:01.832	417	23.854	1:49.244	252	31.256	1:47.362	86	39.702	1:49.920	86	46.024	1:47.384
252	15.352	2:02.266	252	23.946	1:48.872	417	33.189	1:49.387	80	40.651	1:46.923	80	46.323	1:46.734
55	15.914	2:02.828	55	24.352	1:48.716	55	33.512	1:49.212	417	41.073	1:47.881	417	47.819	1:47.808
30	16.583	2:03.497	80	26.429	1:48.521	80	33.725	1:47.348	55	41.431	1:47.916	55	48.044	1:47.675
89	16.750	2:03.664	30	26.625	1:50.320	30	34.256	1:47.683	30	41.939	1:47.680	30	48.639	1:47.762
220	17.133	2:04.047	220	27.431	1:50.576	220	35.416	1:48.037	89	43.575	1:47.601	89	49.399	1:46.886
80	18.186	2:05.100	121	28.002	1:49.716	89	35.971	1:47.782	220	44.869	1:49.450	220	51.888	1:48.081
121	18.564	2:05.478	89	28.241	1:51.769	121	36.559	1:48.609	121	45.251	1:48.689	121	52.609	1:48.420
83	18.780	2:05.694	83	28.930	1:50.428	83	37.291	1:48.413	83	45.915	1:48.621	83	53.952	1:49.099
31	20.351	2:07.265	31	30.265	1:50.192	31	39.345	1:49.132	31	49.671	1:50.323	31	58.251	1:49.642
102	21.604	2:08.518	102	31.879	1:50.553	102	43.777	1:51.950	102	54.774	1:50.994	102	1:04.778	1:51.066
321	25.603	2:12.517	321	43.212	1:57.887	325	59.232	1:55.176	325	1:13.617	1:54.382	325	1:24.729	1:52.174
325	26.988	2:13.902	106	43.652	1:56.001	11	1:00.350	1:56.471	11	1:14.579	1:54.226	11	1:26.582	1:53.065
106	27.929	2:14.843	11	43.931	1:55.851	321	1:00.643	1:57.483	106	1:16.418	1:54.426	106	1:28.271	1:52.915
11	28.358	2:15.272	325	44.108	1:57.398	106	1:01.989	1:58.389	321	1:19.220	1:58.574	321	1:36.474	1:58.316
109	29.066	2:15.980	109	46.621	1:57.833	109	1:02.930	1:56.361	109	1:20.531	1:57.598	109	1:36.658	1:57.189

116 Sprint Trophy & 120 Coupe Cup

RACE 5 - LAP CHART

LAP 6 @ 15:17:44.224			LAP 7 @ 15:19:31.204		
NO	BEHIND	LAP TIME	NO	BEHIND	LAP TIME
5		1:40.438	59		1:46.443
59	0.537	1:40.533	5	0.673	1:47.653
555	34.223	1:45.568	321	1 Lap	2:00.191
209	34.911	1:45.518	555	34.625	1:47.382
228	35.126	1:46.012	209	35.277	1:47.346
320	39.667	1:46.676	228	36.476	1:48.330
8	44.960	1:46.800	320	40.966	1:48.279
10	47.253	1:47.537	8	45.712	1:47.732
232	48.970	1:46.673	10	48.307	1:48.034
178	49.442	1:46.736	25	55.036	1:51.707
25	50.309	1:46.851	232	55.131	1:53.141
107	51.197	1:47.303	178	55.230	1:52.768
187	51.742	1:47.117	252	55.975	1:51.014
252	51.941	1:46.870	80	56.758	1:51.229
80	52.509	1:46.624	86	57.120	1:51.097
86	53.003	1:47.417	187	57.312	1:52.550
417	55.219	1:47.838	417	59.754	1:51.515
55	55.538	1:47.932	55	1:00.357	1:51.799
89	55.940	1:46.979	89	1:01.247	1:52.287
30	56.381	1:48.180	30	1:01.570	1:52.169
220	1:00.192	1:48.742	220	1:04.213	1:51.001
121	1:00.838	1:48.667	121	1:04.768	1:50.910
83	1:02.091	1:48.577	83	1:06.506	1:51.395
31	1:07.529	1:49.716	107	1:08.930	2:04.713
102	1:15.529	1:51.189	31	1:11.693	1:51.144
325	1:38.959	1:54.668	102	1:23.700	1:55.151
11	1:39.822	1:53.678	325	1:43.831	1:51.852
106	1:41.478	1:53.645	106	1:46.266	1:51.768
			11	1:47.532	1:54.690

116 Sprint Trophy & 120 Coupe Cup

RACE 5 - POSITION CHART

No	Name	Lap Pos	Lap						
			1	2	3	4	5	6	7
5	SEDDON	1	5	5	5	5	5	5	59
59	CARVELL	2	59	59	59	59	59	59	5
173	PRIESTWOOD	3	151	151	151	151	151	555	555
555	HIGHCOCK	4	555	555	555	555	555	209	209
228	WAREING	5	228	228	228	228	228	228	228
151	KEEN	6	209	209	209	209	209	320	320
252	DUNNE	7	320	320	320	320	320	8	8
209	ABRAHAM	8	25	8	8	8	8	10	10
320	HOPCROFT-LOPEZ	9	8	25	10	10	10	232	25
25	HALL	10	10	10	25	25	232	178	232
360	MILLER	11	232	232	232	232	178	25	178
417	JEFFS	12	187	187	187	178	25	107	252
10	WIGHTON	13	86	86	86	107	107	187	80
232	BAKER	14	178	178	178	187	187	252	86
107	DOBBS	15	417	107	107	252	252	80	187
86	BRAND	16	107	417	252	86	86	86	417
187	HELER	17	252	252	417	80	80	417	55
8	TURNER	18	55	55	55	417	417	55	89
80	BAYLISS	19	30	80	80	55	55	89	30
89	TATHAM	20	89	30	30	30	30	30	220
178	ALLEN	21	220	220	220	89	89	220	121
220	FOX	22	80	121	89	220	220	121	83
121	DUFFILL	23	121	89	121	121	121	83	107
55	NOWAK	24	83	83	83	83	83	31	31
83	LITTLECHILD	25	31	31	31	31	31	102	102
30	MILES	26	102	102	102	102	102	325	325
31	SMITH	27	321	321	325	325	325	11	106
103	WALTON	28	325	106	11	11	11	106	11
102	FRAY	29	106	11	321	106	106	321	
11	TATHAM	30	11	325	106	321	321		
325	DAVIES	31	109	109	109	109	109		
321	EARLY	32							
109	BATE	33							
106	BRODIE-SANGSTER	34							

116 Sprint Trophy & 120 Coupe Cup

RACE 5 - STATISTICS

Competitors Started	34
Planned Start	2024-09-21 @ 14:50:00.000
Actual Start	2024-09-21 @ 15:07:35.482
Finish Time	2024-09-21 @ 15:19:29.947
Track Length	2.1001mi.
Total Laps	212
Total Distance Covered	445.2365mi.

Session Fastest Lap History

NO	NAME	LAP TIME	TIME OF DAY	LAP	VEHICLE
5	Anthony SEDDON	1:46.914	15:09:22.411	1	BMW 120i
5	Anthony SEDDON	1:40.278	15:11:02.690	2	BMW 120i
5	Anthony SEDDON	1:40.052	15:12:42.742	3	BMW 120i
5	Anthony SEDDON	1:39.997	15:14:22.739	4	BMW 120i
59	Rob CARVELL	1:39.986	15:14:23.455	4	BMW 120i

Session Leader History

NO	NAME	FROM LAP	LAPS LED	DISTANCE	VEHICLE
5	Anthony SEDDON	1	6	12.60 miles	BMW 120i
59	Rob CARVELL	7	1	2.10 miles	BMW 120i

Flag History

TYPE	TIME OF DAY
GREEN	15:07:35.482
FINISH	15:19:29.947

Flag Statistics

TYPE	COUNT	TOTAL LAPS	TOTAL TIME
Green	1	7	14:12.360
Red	0	0	0.000
Safety Car	0	0	0.000
FCY	0	0	0.000

116 Sprint Trophy & 120 Coupe Cup

RACE 10 - GRID (15 minutes)



ROW 17	33	109 2:05.358 Mark BATE	34	325 Callum DAVIES	
ROW 16		31	11 1:54.618 Graham TATHAM	32	321 1:57.438 Caroline EARLY
ROW 15	29	106 1:50.973 Thomas BRODIE-SANGSTER	30	360 1:51.924 Mark MILNE	
ROW 14		27	83 1:48.708 Thomas LITTLECHILD	28	103 1:49.029 Sammy WALTON
ROW 13	25	102 1:48.070 James ALLEN	26	31 1:48.412 David SMITH	
ROW 12		23	220 1:47.849 Andrew PARTRIDGE	24	30 1:48.026 Harry MILES
ROW 11	21	86 1:47.131 Martin BRAND	22	55 1:47.201 Lewis CHARLTON	
ROW 10		19	417 1:46.777 Scott JEFFS	20	121 1:46.814 Luke FOX
ROW 9	17	10 1:46.732 Lewis WIGHTON-TURNER	18	89 1:46.733 Freddie TATHAM	
ROW 8		15	25 1:46.566 Ethan HALL	16	187 1:46.610 George HELER
ROW 7	13	107 1:46.412 Ben DOBBS	14	178 1:46.495 Matt ALLEN	
ROW 6		11	232 1:46.206 Gary MITCHELL	12	320 1:46.277 Simon HOPCROFT-LOPEZ
ROW 5	9	209 1:45.655 William ABRAHAM	10	80 1:45.767 Theo MILLWARD	
ROW 4		7	252 1:45.275 James DUNNE	8	228 1:45.383 James WAREING
ROW 3	5	555 1:44.975 Matthew HIGHCOCK	6	151 1:45.241 Peter KEEN	
ROW 2		3	8 1:44.264 John TURNER	4	173 1:44.830 Mack PRIESTWOOD
ROW 1	1	59 1:39.826 Rob CARVELL	2	5 1:40.594 Anthony SEDDON	
Pole					

Comments:

*No. 325 permitted to start from the back of the grid, qualified in Part A

These results are provisional until the conclusion of any judicial and technical matters.

Craft: 2.1001 miles

Clerk Of Course: Ian Denyer

Stewards:

Timekeeper: Stewart Burr





116 Sprint Trophy & 120 Coupe Cup

RACE 10 - CLASSIFICATION - AMENDED

Race Distance: 9 Laps / 18.90 miles

POS	NO	NAME	ENTRY	LAPS	TIME	GAP	DIFF	MPH	BEST	ON	GRD	↑↓
1	5	Anthony SEDDON	BMW 120i	9	15:14.154			74.43	1:39.937	3	2	1
2	173	Mack PRIESTWOOD	BMW 116i	9	15:56.475	42.321	42.321	71.14	1:44.766	6	4	2
3	555	Matthew HIGHCOCK	BMW 116i	9	15:56.786	42.632	0.311	71.11	1:45.059	4	5	2
4	80	Theo MILLWARD	BMW 116i	9	16:06.669	52.515	9.883	70.39	1:45.392	7	10	6
5	252	James DUNNE	BMW 116i	9	16:08.598	54.444	1.929	70.25	1:45.712	5	7	2
6	320	Simon HOPCROFT-LOPEZ	BMW 116i	9	16:08.777	54.623	0.179	70.23	1:45.098	6	12	6
7	178	Matt ALLEN	BMW 116i	9	16:13.233	59.079	4.456	69.91	1:46.292	7	14	7
8	151	Peter KEEN	BMW 116i	9	16:13.471	59.317	0.238	69.89	1:45.958	8	6	-2
9	232	Gary MITCHELL	BMW 116i	9	16:15.093	1:00.939	1.622	69.78	1:46.366	9	11	2
10	89	Freddie TATHAM	BMW 116i	9	16:16.637	1:02.483	1.544	69.67	1:46.365	5	18	8
11	187	George HELER	BMW 116i	9	16:16.662	1:02.508	0.025	69.67	1:46.362	7	16	5
12	10	Lewis WIGHTON-TURNER	BMW 116i	9	16:18.367	1:04.213	1.705	69.55	1:46.368	8	17	5
13	121	Luke FOX	BMW 116i	9	16:18.641	1:04.487	0.274	69.53	1:46.300	3	20	7
14	417	Scott JEFFS	BMW 116i	9	16:20.217	1:06.063	1.576	69.41	1:46.894	8	19	5
15	220	Andrew PARTRIDGE	BMW 116i	9	16:23.631	1:09.477	3.414	69.17	1:47.031	8	23	8
16	55	Lewis CHARLTON	BMW 116i	9	16:24.046	1:09.892	0.415	69.14	1:46.274	8	22	6
17	86	Martin BRAND	BMW 116i	9	16:25.534	1:11.380	1.488	69.04	1:47.239	9	21	4
18	30	Harry MILES	BMW 116i	9	16:36.824	1:22.670	11.290	68.26	1:48.297	6	24	6
19	209*	William ABRAHAM	BMW 116i	9	16:41.494	1:27.340	4.670	67.94	1:46.027	7	9	-10
20	31	David SMITH	BMW 116i	9	16:44.239	1:30.085	2.745	67.75	1:48.392	7	26	6
21	103	Sammy WALTON	BMW 116i	9	16:48.309	1:34.155	4.070	67.48	1:48.742	9	28	7
22	83	Thomas LITTLECHILD	BMW 116i	9	16:49.441	1:35.287	1.132	67.40	1:48.465	6	27	5
23	106	Thomas BRODIE-SANGSTER	BMW 116i	9	16:52.157	1:38.003	2.716	67.22	1:49.157	6	29	6
24	360	Mark MILNE	BMW 116i	8	15:14.830	1 Lap	1 Lap	66.11	1:50.227	7	30	6
25	107	Ben DOBBS	BMW 116i	8	15:41.498	1 Lap	26.668	64.24	1:46.533	8	13	-12
26	321	Caroline EARLY	BMW 116i	8	16:06.814	1 Lap	25.316	62.56	1:54.956	7	32	6

NOT CLASSIFIED

DNF	102	James ALLEN	BMW 116i	8	14:46.979	1 Lap		68.19	1:48.290	7	25	
DNF	59	Rob CARVELL	BMW 120i	3	5:07.862	6 Laps	5 Laps	73.67	1:40.168	3	1	
DNF	11	Graham TATHAM	BMW 120i	3	6:15.218	6 Laps	1:07.356	60.44	1:54.100	2	31	
DNF	228	James WAREING	BMW 116i	3	6:16.476	6 Laps	1.258	60.24	1:55.424	1	8	
DNF	8	John TURNER	BMW 120i	3	6:36.079	6 Laps	19.603	57.26	1:52.266	1	3	
DNF	25	Ethan HALL	BMW 116i	2	4:09.931	7 Laps	1 Lap	60.50	1:57.437	1	15	
DNF	325*	Callum DAVIES	BMW 116i	0								34

NOT STARTED

NS	109	Mark BATE	BMW 120i									33
----	-----	-----------	----------	--	--	--	--	--	--	--	--	----

FASTEST LAP

5	Anthony SEDDON	BMW 120i	3	1:39.937	75.65 mph	121.75 kph
---	----------------	----------	---	----------	-----------	------------

Comments:

- *No. 209 - 10 second time penalty applied for causing a collision, Q12.21.4
- *No. 325 still no working transponder so not timed, Q12.8.1

Weather / Track : Cloudy / Dry

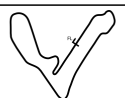
These results are provisional until the conclusion of any judicial and technical matters.

Date: 21/09/2024 Start: 18:02 Finish: 18:17
Croft: 2.1001 miles

Clerk Of Course: Ian Denyer

Stewards:

Timekeeper: Stewart Burr



116 Sprint Trophy & 120 Coupe Cup

RACE 10 - LAP ANALYSIS

DIFF = Difference To Personal Best Lap

P1 5 Anthony SEDDON				
LAP	LAP TIME	DIFF	MPH	TIME OF DAY
1 -	1:47.236	7.299	70.50	18:04:05.000
2 -	1:41.036	1.099	74.83	18:05:46.036
3 -	1:39.937 (1)		75.65	18:07:25.973
4 -	1:40.862	0.925	74.96	18:09:06.835
5 -	1:40.273 (2)	0.336	75.40	18:10:47.108
6 -	1:40.758 (3)	0.821	75.03	18:12:27.866
7 -	1:40.879	0.942	74.94	18:14:08.745
8 -	1:41.733	1.796	74.31	18:15:50.478
9 -	1:41.440	1.503	74.53	18:17:31.918

P2 173 Mack PRIESTWOOD				
LAP	LAP TIME	DIFF	MPH	TIME OF DAY
1 -	1:54.155	9.389	66.23	18:04:11.919
2 -	1:45.820	1.054	71.44	18:05:57.739
3 -	1:45.057	0.291	71.96	18:07:42.796
4 -	1:45.206	0.440	71.86	18:09:28.002
5 -	1:44.861 (2)	0.095	72.10	18:11:12.863
6 -	1:44.766 (1)		72.16	18:12:57.629
7 -	1:44.922 (3)	0.156	72.05	18:14:42.551
8 -	1:45.451	0.685	71.69	18:16:28.002
9 -	1:46.237	1.471	71.16	18:18:14.239

P3 555 Matthew HIGHCOCK				
LAP	LAP TIME	DIFF	MPH	TIME OF DAY
1 -	1:53.161	8.102	66.81	18:04:10.925
2 -	1:45.453	0.394	71.69	18:05:56.378
3 -	1:45.179 (3)	0.120	71.88	18:07:41.557
4 -	1:45.059 (1)		71.96	18:09:26.616
5 -	1:45.213	0.154	71.86	18:11:11.829
6 -	1:45.161 (2)	0.102	71.89	18:12:56.990
7 -	1:45.957	0.898	71.35	18:14:42.947
8 -	1:45.431	0.372	71.71	18:16:28.378
9 -	1:46.172	1.113	71.21	18:18:14.550

P4 80 Theo MILLWARD				
LAP	LAP TIME	DIFF	MPH	TIME OF DAY
1 -	1:56.865	11.473	64.69	18:04:14.629
2 -	1:48.986	3.594	69.37	18:06:03.615
3 -	1:45.897	0.505	71.39	18:07:49.512
4 -	1:45.880	0.488	71.40	18:09:35.392
5 -	1:45.703 (3)	0.311	71.52	18:11:21.095
6 -	1:45.498 (2)	0.106	71.66	18:13:06.593
7 -	1:45.392 (1)		71.73	18:14:51.985
8 -	1:46.001	0.609	71.32	18:16:37.986
9 -	1:46.447	1.055	71.02	18:18:24.433

P5 252 James DUNNE				
LAP	LAP TIME	DIFF	MPH	TIME OF DAY
1 -	1:55.861	10.149	65.25	18:04:13.625
2 -	1:47.019	1.307	70.64	18:06:00.644
3 -	1:45.772 (2)	0.060	71.48	18:07:46.416
4 -	1:45.894 (3)	0.182	71.39	18:09:32.310
5 -	1:45.712 (1)		71.52	18:11:18.022
6 -	1:46.029	0.317	71.30	18:13:04.051
7 -	1:46.508	0.796	70.98	18:14:50.559
8 -	1:48.004	2.292	70.00	18:16:38.563
9 -	1:47.799	2.087	70.13	18:18:26.362

DIFF = Difference To Personal Best Lap

P6 320 Simon HOPCROFT-LOPEZ				
LAP	LAP TIME	DIFF	MPH	TIME OF DAY
1 -	1:56.341	11.243	64.98	18:04:14.105
2 -	1:47.960	2.862	70.03	18:06:02.065
3 -	1:46.101	1.003	71.25	18:07:48.166
4 -	1:45.538 (2)	0.440	71.63	18:09:33.704
5 -	1:45.806 (3)	0.708	71.45	18:11:19.510
6 -	1:45.098 (1)		71.93	18:13:04.608
7 -	1:46.262	1.164	71.15	18:14:50.870
8 -	1:46.673	1.575	70.87	18:16:37.543
9 -	1:48.998	3.900	69.36	18:18:26.541

P7 178 Matt ALLEN				
LAP	LAP TIME	DIFF	MPH	TIME OF DAY
1 -	1:58.726	12.434	63.68	18:04:16.490
2 -	1:48.268	1.976	69.83	18:06:04.758
3 -	1:46.646	0.354	70.89	18:07:51.404
4 -	1:47.296	1.004	70.46	18:09:38.700
5 -	1:46.369 (2)	0.077	71.07	18:11:25.069
6 -	1:46.712	0.420	70.85	18:13:11.781
7 -	1:46.292 (1)		71.13	18:14:58.073
8 -	1:46.444 (3)	0.152	71.02	18:16:44.517
9 -	1:46.480	0.188	71.00	18:18:30.997

P8 151 Peter KEEN				
LAP	LAP TIME	DIFF	MPH	TIME OF DAY
1 -	1:59.746	13.788	63.13	18:04:17.510
2 -	1:48.652	2.694	69.58	18:06:06.162
3 -	1:46.540	0.582	70.96	18:07:52.702
4 -	1:47.750	1.792	70.16	18:09:40.452
5 -	1:46.378	0.420	71.07	18:11:26.830
6 -	1:46.279	0.321	71.13	18:13:13.109
7 -	1:46.028 (2)	0.070	71.30	18:14:59.137
8 -	1:45.958 (1)		71.35	18:16:45.095
9 -	1:46.140 (3)	0.182	71.23	18:18:31.235

P9 232 Gary MITCHELL				
LAP	LAP TIME	DIFF	MPH	TIME OF DAY
1 -	1:57.952	11.586	64.09	18:04:15.716
2 -	1:48.241	1.875	69.84	18:06:03.957
3 -	1:46.985	0.619	70.66	18:07:50.942
4 -	1:48.273	1.907	69.82	18:09:39.215
5 -	1:46.753	0.387	70.82	18:11:25.968
6 -	1:46.561 (2)	0.195	70.95	18:13:12.529
7 -	1:47.216	0.850	70.51	18:14:59.745
8 -	1:46.746 (3)	0.380	70.82	18:16:46.491
9 -	1:46.366 (1)		71.08	18:18:32.857

P10 89 Freddie TATHAM				
LAP	LAP TIME	DIFF	MPH	TIME OF DAY
1 -	1:58.891	12.526	63.59	18:04:16.655
2 -	1:49.982	3.617	68.74	18:06:06.637
3 -	1:46.918	0.553	70.71	18:07:53.555
4 -	1:47.493	1.128	70.33	18:09:41.048
5 -	1:46.365 (1)		71.08	18:11:27.413
6 -	1:46.706	0.341	70.85	18:13:14.119
7 -	1:46.592 (3)	0.227	70.93	18:15:00.711
8 -	1:46.395 (2)	0.030	71.06	18:16:47.106
9 -	1:47.295	0.930	70.46	18:18:34.401

116 Sprint Trophy & 120 Coupe Cup

RACE 10 - LAP ANALYSIS

DIFF = Difference To Personal Best Lap

P11 187 George HELER				
LAP	LAP TIME	DIFF	MPH	TIME OF DAY
1 -	1:59.386	13.024	63.32	18:04:17.150
2 -	1:48.507	2.145	69.67	18:06:05.657
3 -	1:46.591 (2)	0.229	70.93	18:07:52.248
4 -	1:47.394	1.032	70.40	18:09:39.642
5 -	1:46.795	0.433	70.79	18:11:26.437
6 -	1:48.131	1.769	69.92	18:13:14.568
7 -	1:46.362 (1)		71.08	18:15:00.930
8 -	1:46.624 (3)	0.262	70.90	18:16:47.554
9 -	1:46.872	0.510	70.74	18:18:34.426

P12 10 Lewis WIGHTON-TURNER				
LAP	LAP TIME	DIFF	MPH	TIME OF DAY
1 -	2:00.284	13.916	62.85	18:04:18.048
2 -	1:49.412	3.044	69.10	18:06:07.460
3 -	1:46.508 (3)	0.140	70.98	18:07:53.968
4 -	1:47.464	1.096	70.35	18:09:41.432
5 -	1:46.471 (2)	0.103	71.01	18:11:27.903
6 -	1:47.032	0.664	70.63	18:13:14.935
7 -	1:48.091	1.723	69.94	18:15:03.026
8 -	1:46.368 (1)		71.07	18:16:49.394
9 -	1:46.737	0.369	70.83	18:18:36.131

P13 121 Luke FOX				
LAP	LAP TIME	DIFF	MPH	TIME OF DAY
1 -	2:01.861	15.561	62.04	18:04:19.625
2 -	1:48.763	2.463	69.51	18:06:08.388
3 -	1:46.300 (1)		71.12	18:07:54.688
4 -	1:47.098	0.798	70.59	18:09:41.786
5 -	1:46.459 (2)	0.159	71.01	18:11:28.245
6 -	1:46.859	0.559	70.75	18:13:15.104
7 -	1:47.897	1.597	70.07	18:15:03.001
8 -	1:46.689 (3)	0.389	70.86	18:16:49.690
9 -	1:46.715	0.415	70.84	18:18:36.405

P14 417 Scott JEFFS				
LAP	LAP TIME	DIFF	MPH	TIME OF DAY
1 -	2:00.697	13.803	62.64	18:04:18.461
2 -	1:49.544	2.650	69.01	18:06:08.005
3 -	1:47.494	0.600	70.33	18:07:55.499
4 -	1:47.123	0.229	70.57	18:09:42.622
5 -	1:47.224	0.330	70.51	18:11:29.846
6 -	1:47.026 (2)	0.132	70.64	18:13:16.872
7 -	1:47.135	0.241	70.57	18:15:04.007
8 -	1:46.894 (1)		70.73	18:16:50.901
9 -	1:47.080 (3)	0.186	70.60	18:18:37.981

P15 220 Andrew PARTRIDGE				
LAP	LAP TIME	DIFF	MPH	TIME OF DAY
1 -	2:01.450	14.419	62.25	18:04:19.214
2 -	1:49.988	2.957	68.74	18:06:09.202
3 -	1:47.435 (3)	0.404	70.37	18:07:56.637
4 -	1:47.527	0.496	70.31	18:09:44.164
5 -	1:47.668	0.637	70.22	18:11:31.832
6 -	1:47.158 (2)	0.127	70.55	18:13:18.990
7 -	1:47.521	0.490	70.31	18:15:06.511
8 -	1:47.031 (1)		70.63	18:16:53.542
9 -	1:47.853	0.822	70.10	18:18:41.395

DIFF = Difference To Personal Best Lap

P16 55 Lewis CHARLTON				
LAP	LAP TIME	DIFF	MPH	TIME OF DAY
1 -	2:02.448	16.174	61.74	18:04:20.212
2 -	1:49.669	3.395	68.94	18:06:09.881
3 -	1:47.710	1.436	70.19	18:07:57.591
4 -	1:47.888	1.614	70.07	18:09:45.479
5 -	1:47.637 (3)	1.363	70.24	18:11:33.116
6 -	1:47.910	1.636	70.06	18:13:21.026
7 -	1:46.820 (2)	0.546	70.77	18:15:07.846
8 -	1:46.274 (1)		71.14	18:16:54.120
9 -	1:47.690	1.416	70.20	18:18:41.810

P17 86 Martin BRAND				
LAP	LAP TIME	DIFF	MPH	TIME OF DAY
1 -	2:03.056	15.817	61.44	18:04:20.820
2 -	1:49.670	2.431	68.93	18:06:10.490
3 -	1:48.001	0.762	70.00	18:07:58.491
4 -	1:47.544	0.305	70.30	18:09:46.035
5 -	1:47.554	0.315	70.29	18:11:33.589
6 -	1:47.362 (2)	0.123	70.42	18:13:20.951
7 -	1:47.677	0.438	70.21	18:15:08.628
8 -	1:47.431 (3)	0.192	70.37	18:16:56.059
9 -	1:47.239 (1)		70.50	18:18:43.298

P18 30 Harry MILES				
LAP	LAP TIME	DIFF	MPH	TIME OF DAY
1 -	2:04.342	16.045	60.80	18:04:22.106
2 -	1:51.419	3.122	67.85	18:06:13.525
3 -	1:48.755	0.458	69.51	18:08:02.280
4 -	1:49.144	0.847	69.27	18:09:51.424
5 -	1:48.436 (3)	0.139	69.72	18:11:39.860
6 -	1:48.297 (1)		69.81	18:13:28.157
7 -	1:48.592	0.295	69.62	18:15:16.749
8 -	1:48.345 (2)	0.048	69.78	18:17:05.094
9 -	1:49.494	1.197	69.05	18:18:54.588

P19 209 William ABRAHAM				
LAP	LAP TIME	DIFF	MPH	TIME OF DAY
1 -	1:56.076	10.049	65.13	18:04:13.840
2 -	2:09.454	23.427	58.40	18:06:23.294
3 -	1:46.735	0.708	70.83	18:08:10.029
4 -	1:47.270	1.243	70.48	18:09:57.299
5 -	1:46.791	0.764	70.79	18:11:44.090
6 -	1:46.202 (2)	0.175	71.19	18:13:30.292
7 -	1:46.027 (1)		71.30	18:15:16.319
8 -	1:46.313 (3)	0.286	71.11	18:17:02.632
9 -	1:46.626	0.599	70.90	18:18:49.258

P20 31 David SMITH				
LAP	LAP TIME	DIFF	MPH	TIME OF DAY
1 -	2:06.996	18.604	59.53	18:04:24.760
2 -	1:51.606	3.214	67.74	18:06:16.366
3 -	1:50.304	1.912	68.54	18:08:06.670
4 -	1:50.534	2.142	68.40	18:09:57.204
5 -	1:50.455	2.063	68.44	18:11:47.659
6 -	1:48.504 (2)	0.112	69.68	18:13:36.163
7 -	1:48.392 (1)		69.75	18:15:24.555
8 -	1:48.742	0.350	69.52	18:17:13.297
9 -	1:48.706 (3)	0.314	69.55	18:19:02.003

116 Sprint Trophy & 120 Coupe Cup

RACE 10 - LAP ANALYSIS

DIFF = Difference To Personal Best Lap

P21 103 Sammy WALTON				
LAP	LAP TIME	DIFF	MPH	TIME OF DAY
1 -	2:07.754	19.012	59.18	18:04:25.518
2 -	1:52.085	3.343	67.45	18:06:17.603
3 -	1:50.138	1.396	68.64	18:08:07.741
4 -	1:51.882	3.140	67.57	18:09:59.623
5 -	1:50.532	1.790	68.40	18:11:50.155
6 -	1:49.120 (3)	0.378	69.28	18:13:39.275
7 -	1:49.281	0.539	69.18	18:15:28.556
8 -	1:48.775 (2)	0.033	69.50	18:17:17.331
9 -	1:48.742 (1)		69.52	18:19:06.073

P22 83 Thomas LITTLECHILD				
LAP	LAP TIME	DIFF	MPH	TIME OF DAY
1 -	2:08.207	19.742	58.97	18:04:25.971
2 -	1:52.410	3.945	67.25	18:06:18.381
3 -	1:49.857	1.392	68.82	18:08:08.238
4 -	1:51.332	2.867	67.91	18:09:59.570
5 -	1:50.189	1.724	68.61	18:11:49.759
6 -	1:48.465 (1)		69.70	18:13:38.224
7 -	1:49.295 (3)	0.830	69.17	18:15:27.519
8 -	1:50.956	2.491	68.14	18:17:18.475
9 -	1:48.730 (2)	0.265	69.53	18:19:07.205

P23 106 Thomas BRODIE-SANGSTER				
LAP	LAP TIME	DIFF	MPH	TIME OF DAY
1 -	2:09.724	20.567	58.28	18:04:27.488
2 -	1:51.924	2.767	67.55	18:06:19.412
3 -	1:50.353	1.196	68.51	18:08:09.765
4 -	1:50.430	1.273	68.46	18:10:00.195
5 -	1:51.009	1.852	68.10	18:11:51.204
6 -	1:49.157 (1)		69.26	18:13:40.361
7 -	1:50.638	1.481	68.33	18:15:30.999
8 -	1:49.437 (2)	0.280	69.08	18:17:20.436
9 -	1:49.485 (3)	0.328	69.05	18:19:09.921

P24 360 Mark MILNE				
LAP	LAP TIME	DIFF	MPH	TIME OF DAY
1 -	2:10.958	20.731	57.73	18:04:28.722
2 -	1:55.188	4.961	65.63	18:06:23.910
3 -	1:51.641	1.414	67.72	18:08:15.551
4 -	1:53.217	2.990	66.77	18:10:08.768
5 -	1:51.437 (3)	1.210	67.84	18:12:00.205
6 -	1:50.466 (2)	0.239	68.44	18:13:50.671
7 -	1:50.227 (1)		68.59	18:15:40.898
8 -	1:51.696	1.469	67.68	18:17:32.594

P25 107 Ben DOBBS				
LAP	LAP TIME	DIFF	MPH	TIME OF DAY
1 -	3:09.063	1:22.530	39.98	18:05:26.827
2 -	1:48.444	1.911	69.71	18:07:15.271
3 -	1:47.672	1.139	70.21	18:09:02.943
4 -	1:47.935	1.402	70.04	18:10:50.878
5 -	1:46.727 (2)	0.194	70.84	18:12:37.605
6 -	1:48.283	1.750	69.82	18:14:25.888
7 -	1:46.841 (3)	0.308	70.76	18:16:12.729
8 -	1:46.533 (1)		70.96	18:17:59.262

DIFF = Difference To Personal Best Lap

P26 321 Caroline EARLY				
LAP	LAP TIME	DIFF	MPH	TIME OF DAY
1 -	2:16.779	21.823	55.27	18:04:34.543
2 -	2:02.039	7.083	61.95	18:06:36.582
3 -	2:01.240	6.284	62.36	18:08:37.822
4 -	1:58.873	3.917	63.60	18:10:36.695
5 -	1:59.405	4.449	63.31	18:12:36.100
6 -	1:56.118 (2)	1.162	65.11	18:14:32.218
7 -	1:54.956 (1)		65.76	18:16:27.174
8 -	1:57.404 (3)	2.448	64.39	18:18:24.578

P27 102 James ALLEN				
LAP	LAP TIME	DIFF	MPH	TIME OF DAY
1 -	2:04.505	16.215	60.72	18:04:22.269
2 -	1:50.176	1.886	68.62	18:06:12.445
3 -	1:49.491	1.201	69.05	18:08:01.936
4 -	1:49.018	0.728	69.35	18:09:50.954
5 -	1:48.354 (2)	0.064	69.77	18:11:39.308
6 -	1:48.555 (3)	0.265	69.64	18:13:27.863
7 -	1:48.290 (1)		69.81	18:15:16.153
8 -	1:48.590	0.300	69.62	18:17:04.743

P28 59 Rob CARVELL				
LAP	LAP TIME	DIFF	MPH	TIME OF DAY
1 -	1:46.905 (3)	6.737	70.72	18:04:04.669
2 -	1:40.789 (2)	0.621	75.01	18:05:45.458
3 -	1:40.168 (1)		75.47	18:07:25.626

P29 11 Graham TATHAM				
LAP	LAP TIME	DIFF	MPH	TIME OF DAY
1 -	2:05.039 (2)	10.939	60.46	18:04:22.803
2 -	1:54.100 (1)		66.26	18:06:16.903
3 -	2:16.079 P	21.979	55.56	18:08:32.982

P30 228 James WAREING				
LAP	LAP TIME	DIFF	MPH	TIME OF DAY
1 -	1:55.424 (1)		65.50	18:04:13.188
2 -	2:14.111 (2)	18.686	56.37	18:06:27.299
3 -	2:06.941 P	11.516	59.56	18:08:34.240

P31 8 John TURNER				
LAP	LAP TIME	DIFF	MPH	TIME OF DAY
1 -	1:52.266 (1)		67.34	18:04:10.030
2 -	2:20.664 (2)	28.397	53.74	18:06:30.694
3 -	2:23.149 P	30.882	52.81	18:08:53.843

P32 25 Ethan HALL				
LAP	LAP TIME	DIFF	MPH	TIME OF DAY
1 -	1:57.437 (1)		64.37	18:04:15.201
2 -	2:12.494 P	15.056	57.06	18:06:27.695

116 Sprint Trophy & 120 Coupe Cup

RACE 10 - LAP CHART

LAP 1 @ 18:04:04.669			LAP 2 @ 18:05:45.458			LAP 3 @ 18:07:25.626			LAP 4 @ 18:09:06.835			LAP 5 @ 18:10:47.108		
NO	BEHIND	LAP TIME	NO	BEHIND	LAP TIME	NO	BEHIND	LAP TIME	NO	BEHIND	LAP TIME	NO	BEHIND	LAP TIME
59		1:46.905	59		1:40.789	59		1:40.168	5		1:40.862	5		1:40.273
5	0.331	1:47.236	5	0.578	1:41.036	5	0.347	1:39.937	555	19.781	1:45.059	107	1 Lap	1:47.935
8	5.361	1:52.266	555	10.920	1:45.453	555	15.931	1:45.179	173	21.167	1:45.206	555	24.721	1:45.213
555	6.256	1:53.161	173	12.281	1:45.820	173	17.170	1:45.057	252	25.475	1:45.894	173	25.755	1:44.861
173	7.250	1:54.155	252	15.186	1:47.019	252	20.790	1:45.772	320	26.869	1:45.538	252	30.914	1:45.712
228	8.519	1:55.424	320	16.607	1:47.960	320	22.540	1:46.101	80	28.557	1:45.880	320	32.402	1:45.806
252	8.956	1:55.861	80	18.157	1:48.986	80	23.886	1:45.897	178	31.865	1:47.296	80	33.987	1:45.703
209	9.171	1:56.076	232	18.499	1:48.241	232	25.316	1:46.985	232	32.380	1:48.273	178	37.961	1:46.369
320	9.436	1:56.341	178	19.300	1:48.268	178	25.778	1:46.646	187	32.807	1:47.394	232	38.860	1:46.753
80	9.960	1:56.865	187	20.199	1:48.507	187	26.622	1:46.591	151	33.617	1:47.750	187	39.329	1:46.795
25	10.532	1:57.437	151	20.704	1:48.652	151	27.076	1:46.540	89	34.213	1:47.493	151	39.722	1:46.378
232	11.047	1:57.952	89	21.179	1:49.982	89	27.929	1:46.918	10	34.597	1:47.464	89	40.305	1:46.365
178	11.821	1:58.726	10	22.002	1:49.412	10	28.342	1:46.508	121	34.951	1:47.098	10	40.795	1:46.471
89	11.986	1:58.891	417	22.547	1:49.544	121	29.062	1:46.300	417	35.787	1:47.123	121	41.137	1:46.459
187	12.481	1:59.386	121	22.930	1:48.763	417	29.873	1:47.494	220	37.329	1:47.527	417	42.738	1:47.224
151	12.841	1:59.746	220	23.744	1:49.988	220	31.011	1:47.435	55	38.644	1:47.888	220	44.724	1:47.668
10	13.379	2:00.284	55	24.423	1:49.669	55	31.965	1:47.710	86	39.200	1:47.544	55	46.008	1:47.637
417	13.792	2:00.697	86	25.032	1:49.670	86	32.865	1:48.001	102	44.119	1:49.018	86	46.481	1:47.554
220	14.545	2:01.450	102	26.987	1:50.176	102	36.310	1:49.491	30	44.589	1:49.144	102	52.200	1:48.354
121	14.956	2:01.861	30	28.067	1:51.419	30	36.654	1:48.755	31	50.369	1:50.534	30	52.752	1:48.436
55	15.543	2:02.448	31	30.908	1:51.606	31	41.044	1:50.304	209	50.464	1:47.270	209	56.982	1:46.791
86	16.151	2:03.056	11	31.445	1:54.100	103	42.115	1:50.138	83	52.735	1:51.332	31	1:00.551	1:50.455
30	17.437	2:04.342	103	32.145	1:52.085	83	42.612	1:49.857	103	52.788	1:51.882	83	1:02.651	1:50.189
102	17.600	2:04.505	83	32.923	1:52.410	106	44.139	1:50.353	106	53.360	1:50.430	103	1:03.047	1:50.532
11	18.134	2:05.039	106	33.954	1:51.924	209	44.403	1:46.735	360	1:01.933	1:53.217	106	1:04.096	1:51.009
31	20.091	2:06.996	209	37.836	2:09.454	360	49.925	1:51.641	321	1:29.860	1:58.873	360	1:13.097	1:51.437
103	20.849	2:07.754	360	38.452	1:55.188	11	1:07.356	2:16.079 P						
83	21.302	2:08.207	228	41.841	2:14.111	228	1:08.614	2:06.941 P						
106	22.819	2:09.724	25	42.237	2:12.494 P	321	1:12.196	2:01.240						
360	24.053	2:10.958	8	45.236	2:20.664	8	1:28.217	2:23.149 P						
321	29.874	2:16.779	321	51.124	2:02.039	107	1:37.317	1:47.672						
107	1:22.158	3:09.063	107	1:29.813	1:48.444									

116 Sprint Trophy & 120 Coupe Cup

RACE 10 - LAP CHART

LAP 6 @ 18:12:27.866			LAP 7 @ 18:14:08.745			LAP 8 @ 18:15:50.478			LAP 9 @ 18:17:31.918		
NO	BEHIND	LAP TIME	NO	BEHIND	LAP TIME	NO	BEHIND	LAP TIME	NO	BEHIND	LAP TIME
5		1:40.758	5		1:40.879	5		1:41.733	5		1:41.440
321	1 Lap	1:59.405	107	1 Lap	1:48.283	107	1 Lap	1:46.841	360	1 Lap	1:51.696
107	1 Lap	1:46.727	321	1 Lap	1:56.118	321	1 Lap	1:54.956	107	1 Lap	1:46.533
555	29.124	1:45.161	173	33.806	1:44.922	173	37.524	1:45.451	173	42.321	1:46.237
173	29.763	1:44.766	555	34.202	1:45.957	555	37.900	1:45.431	555	42.632	1:46.172
252	36.185	1:46.029	252	41.814	1:46.508	320	47.065	1:46.673	80	52.515	1:46.447
320	36.742	1:45.098	320	42.125	1:46.262	80	47.508	1:46.001	321	1 Lap	1:57.404
80	38.727	1:45.498	80	43.240	1:45.392	252	48.085	1:48.004	252	54.444	1:47.799
178	43.915	1:46.712	178	49.328	1:46.292	178	54.039	1:46.444	320	54.623	1:48.998
232	44.663	1:46.561	151	50.392	1:46.028	151	54.617	1:45.958	178	59.079	1:46.480
151	45.243	1:46.279	232	51.000	1:47.216	232	56.013	1:46.746	151	59.317	1:46.140
89	46.253	1:46.706	89	51.966	1:46.592	89	56.628	1:46.395	232	1:00.939	1:46.366
187	46.702	1:48.131	187	52.185	1:46.362	187	57.076	1:46.624	89	1:02.483	1:47.295
10	47.069	1:47.032	121	54.256	1:47.897	10	58.916	1:46.368	187	1:02.508	1:46.872
121	47.238	1:46.859	10	54.281	1:48.091	121	59.212	1:46.689	10	1:04.213	1:46.737
417	49.006	1:47.026	417	55.262	1:47.135	417	1:00.423	1:46.894	121	1:04.487	1:46.715
220	51.124	1:47.158	220	57.766	1:47.521	220	1:03.064	1:47.031	417	1:06.063	1:47.080
86	53.085	1:47.362	55	59.101	1:46.820	55	1:03.642	1:46.274	220	1:09.477	1:47.853
55	53.160	1:47.910	86	59.883	1:47.677	86	1:05.581	1:47.431	55	1:09.892	1:47.690
102	59.997	1:48.555	102	1:07.408	1:48.290	209	1:12.154	1:46.313	86	1:11.380	1:47.239
30	1:00.291	1:48.297	209	1:07.574	1:46.027	102	1:14.265	1:48.590	209	1:17.340	1:46.626
209	1:02.426	1:46.202	30	1:08.004	1:48.592	30	1:14.616	1:48.345	30	1:22.670	1:49.494
31	1:08.297	1:48.504	31	1:15.810	1:48.392	31	1:22.819	1:48.742	31	1:30.085	1:48.706
83	1:10.358	1:48.465	83	1:18.774	1:49.295	103	1:26.853	1:48.775	103	1:34.155	1:48.742
103	1:11.409	1:49.120	103	1:19.811	1:49.281	83	1:27.997	1:50.956	83	1:35.287	1:48.730
106	1:12.495	1:49.157	106	1:22.254	1:50.638	106	1:29.958	1:49.437	106	1:38.003	1:49.485
360	1:22.805	1:50.466	360	1:32.153	1:50.227						

116 Sprint Trophy & 120 Coupe Cup

RACE 10 - POSITION CHART

No	Name	Lap Pos										
			1	2	3	4	5	6	7	8	9	
59	CARVELL	1	59	59	59	5	5	5	5	5	5	
5	SEDDON	2	5	5	5	555	555	555	173	173	173	
8	TURNER	3	8	555	555	173	173	173	555	555	555	
173	PRIESTWOOD	4	555	173	173	252	252	252	252	320	80	
555	HIGHCOCK	5	173	252	252	320	320	320	320	80	252	
151	KEEN	6	228	320	320	80	80	80	80	252	320	
252	DUNNE	7	252	80	80	178	178	178	178	178	178	
228	WAREING	8	209	232	232	232	232	232	151	151	151	
209	ABRAHAM	9	320	178	178	187	187	151	232	232	232	
80	MILLWARD	10	80	187	187	151	151	89	89	89	89	
232	MITCHELL	11	25	151	151	89	89	187	187	187	187	
320	HOPCROFT-LOPEZ	12	232	89	89	10	10	10	121	10	10	
107	DOBBS	13	178	10	10	121	121	121	10	121	121	
178	ALLEN	14	89	417	121	417	417	417	417	417	417	
25	HALL	15	187	121	417	220	220	220	220	220	220	
187	HELER	16	151	220	220	55	55	86	55	55	55	
10	WIGHTON-TURNER	17	10	55	55	86	86	55	86	86	86	
89	TATHAM	18	417	86	86	102	102	102	102	209	209	
417	JEFFS	19	220	102	102	30	30	30	209	102	30	
121	FOX	20	121	30	30	31	209	209	30	30	31	
86	BRAND	21	55	31	31	209	31	31	31	31	103	
55	CHARLTON	22	86	11	103	83	83	83	83	103	83	
220	PARTRIDGE	23	30	103	83	103	103	103	103	83	106	
30	MILES	24	102	83	106	106	106	106	106	106	106	
102	ALLEN	25	11	106	209	360	360	360	360	360	360	
31	SMITH	26	31	209	360	321	321	107	107	107	107	
83	LITTLECHILD	27	103	360	11	107	107	321	321	321	321	
103	WALTON	28	83	228	228							
106	BRODIE-SANGSTER	29	106	25	321							
360	MILNE	30	360	8	8							
11	TATHAM	31	321	321	107							
321	EARLY	32	107	107								
109	BATE	33										
325	DAVIES	34										

116 Sprint Trophy & 120 Coupe Cup

RACE 10 - STATISTICS

Competitors Started 32
Planned Start 2024-09-21 @ 17:30:00.000
Actual Start 2024-09-21 @ 18:02:17.763
Finish Time 2024-09-21 @ 18:17:31.333
Track Length 2.1001mi.
Total Laps 253
Total Distance Covered 531.3436mi.

Session Fastest Lap History

NO	NAME	LAP TIME	TIME OF DAY	LAP	VEHICLE
59	Rob CARVELL	1:46.905	18:04:04.689	1	BMW 120i
59	Rob CARVELL	1:40.789	18:05:45.478	2	BMW 120i
59	Rob CARVELL	1:40.168	18:07:25.646	3	BMW 120i
5	Anthony SEDDON	1:39.937	18:07:25.987	3	BMW 120i

Session Leader History

NO	NAME	FROM LAP	LAPS LED	DISTANCE	VEHICLE
59	Rob CARVELL	1	3	6.30 miles	BMW 120i
5	Anthony SEDDON	4	6	12.60 miles	BMW 120i

Flag History

TYPE	TIME OF DAY
GREEN	18:02:17.763
FINISH	18:17:31.333

Flag Statistics

TYPE	COUNT	TOTAL LAPS	TOTAL TIME
Green	1	9	17:09.568
Red	0	0	0.000
Safety Car	0	0	0.000
FCY	0	0	0.000