



# SPRINT *trophy* COUPE *cup*

## 116 SPRINT TROPHY & 120 COUPE CUP



750 Motor Club Race Meeting  
Silverstone National  
18<sup>th</sup> May 2024



Timing & Results Provided by Timing Solutions Ltd

[www.tsl-timing.com](http://www.tsl-timing.com)

## 116 Sprint Trophy & 120 Coupe Cup

### QUALIFYING - RACE 2 (SESSION A) - CLASSIFICATION - AMENDED



POS	NO	NAME	ENTRY	TIME	ON	LAPS	GAP	DIFF	MPH
1	5	Anthony SEDDON	BMW 120i	1:11.574	6	8			82.51
2	59	Rob CARVELL	BMW 120i	1:13.042	6	7	1.468	1.468	80.85
3	173	Mack PRIESTWOOD	BMW 116i	1:14.983	6	7	3.409	1.941	78.76
4	209	William ABRAHAM	BMW 116i	1:15.243	4	7	3.669	0.260	78.48
5	228	James WAREING	BMW 116i	1:15.524	6	7	3.950	0.281	78.19
6	555*	Matthew HIGHCOCK	BMW 116i	1:15.631	4	7	4.057	0.107	78.08
7	151	Peter KEEN	BMW 116i	1:15.717	6	7	4.143	0.086	77.99
8	30	Harry MILES	BMW 116i	1:15.844	6	7	4.270	0.127	77.86
9	104*	Dan LAVERY	BMW 116i	1:15.954	5	7	4.380	0.110	77.75
10	78*	Paul RAYNES	BMW 116i	1:16.022	7	7	4.448	0.068	77.68
11	25*	Ethan HALL	BMW 116i	1:16.185	4	7	4.611	0.163	77.51
12	10*	Lewis WIGHTON-TURNER	BMW 116i	1:16.254	6	7	4.680	0.069	77.44
13	233	Gianni PERRA	BMW 116i	1:16.389	5	6	4.815	0.135	77.31
14	220	Neil FOX	BMW 116i	1:16.399	6	7	4.825	0.010	77.30
15	333	Daniel SNEE	BMW 116i	1:16.407	5	7	4.833	0.008	77.29
16	34	Toby OREILLY	BMW 116i	1:16.485	7	7	4.911	0.078	77.21
17	101	Will TINDALL	BMW 116i	1:16.576	7	7	5.002	0.091	77.12
18	102	James ALLEN	BMW 116i	1:16.682	5	7	5.108	0.106	77.01
19	28	Melissa BEXLEY	BMW 116i	1:16.853	6	7	5.279	0.171	76.84
20	360	Sam HOLMAN	BMW 116i	1:16.886	5	7	5.312	0.033	76.81
21	320	Simon HOPCROFT-LOPEZ	BMW 116i	1:17.335	3	7	5.761	0.449	76.36
22	55	Lewis CHARLTON	BMW 116i	1:17.354	7	7	5.780	0.019	76.34
23	106	Jose CARVALHO	BMW 116i	1:17.500	5	7	5.926	0.146	76.20
24	103	Steve LLOYD	BMW 116i	1:17.641	7	7	6.067	0.141	76.06
25	40	Tristan ROGERS	BMW 116i	1:17.663	6	6	6.089	0.022	76.04
26	105	Michael LAVERY	BMW 116i	1:17.882	6	7	6.308	0.219	75.82
27	47	Neil ANDERSON	BMW 116i	1:18.004	4	6	6.430	0.122	75.70
28	71	Jack GODDEN	BMW 116i	1:18.101	5	6	6.527	0.097	75.61
29	83	James CANNON	BMW 116i	1:18.630	3	4	7.056	0.529	75.10
30	82*	Thomas LITTLECHILD	BMW 116i	1:18.941	4	5	7.367	0.311	74.81
31	8*	John TURNER	BMW 116i	1:19.691	3	7	8.117	0.750	74.10
32	44	Michael JOHNSON	BMW 116i	1:19.749	6	6	8.175	0.058	74.05
33	31*	Neil MACDONALD	BMW 116i	1:20.281	6	7	8.707	0.532	73.56
34	325	Callum DAVIES	BMW 116i	1:20.373	6	6	8.799	0.092	73.47

**Comments:**

\*No. 233 - Correction of driver  
 \*Nos. 25 & 82 - no working transponder, please rectify for your next session  
 No. 8, 10, 25, 31, 78, 104, 555 - 1 Lap time disallowed; exceeding track limits.

Weather / Track : Cloudy / Dry

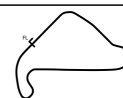
These results are provisional until the conclusion of any judicial and technical matters.

Date: 18/05/2024 Start: 09:24 Finish: 09:33  
 Silverstone National: 1.6404 miles

Clerk Of Course: Lynne Spurr

Stewards:

Timekeeper: Stewart Burr



# 116 Sprint Trophy & 120 Coupe Cup

## QUALIFYING - RACE 2 (SESSION A) - LAP ANALYSIS

DIFF = Difference To Personal Best Lap

P1 5 Anthony SEDDON				
LAP	LAP TIME	DIFF	MPH	TIME OF DAY
1 -	1:12.420	0.846	81.54	09:26:09.503
2 -	1:11.934 (3)	0.360	82.09	09:27:21.437
3 -	1:12.090	0.516	81.92	09:28:33.527
4 -	1:11.918 (2)	0.344	82.11	09:29:45.445
5 -	1:12.601	1.027	81.34	09:30:58.046
6 -	<b>1:11.574 (1)</b>		<b>82.51</b>	<b>09:32:09.620</b>
7 -	1:12.438	0.864	81.52	09:33:22.058
8 -	1:12.128	0.554	81.87	09:34:34.186

P2 59 Rob CARVELL				
LAP	LAP TIME	DIFF	MPH	TIME OF DAY
1 -	1:15.778	2.736	77.93	09:26:22.947
2 -	1:14.499	1.457	79.27	09:27:37.446
3 -	1:14.577	1.535	79.18	09:28:52.023
4 -	1:13.601 (3)	0.559	80.23	09:30:05.624
5 -	1:42.611	29.569	57.55	09:31:48.235
6 -	<b>1:13.042 (1)</b>		<b>80.85</b>	<b>09:33:01.277</b>
7 -	1:13.485 (2)	0.443	80.36	09:34:14.762

P3 173 Mack PRIESTWOOD				
LAP	LAP TIME	DIFF	MPH	TIME OF DAY
1 -	1:16.372	1.389	77.32	09:26:15.058
2 -	1:15.584 (3)	0.601	78.13	09:27:30.642
3 -	1:15.659	0.676	78.05	09:28:46.301
4 -	1:15.701	0.718	78.01	09:30:02.002
5 -	1:15.238 (2)	0.255	78.49	09:31:17.240
6 -	<b>1:14.983 (1)</b>		<b>78.76</b>	<b>09:32:32.223</b>
7 -	1:15.671	0.688	78.04	09:33:47.894

P4 209 William ABRAHAM				
LAP	LAP TIME	DIFF	MPH	TIME OF DAY
1 -	1:16.033	0.790	77.67	09:26:32.229
2 -	1:20.879	5.636	73.01	09:27:53.108
3 -	1:15.382 (2)	0.139	78.34	09:29:08.490
4 -	<b>1:15.243 (1)</b>		<b>78.48</b>	<b>09:30:23.733</b>
5 -	1:21.904	6.661	72.10	09:31:45.637
6 -	1:15.480 (3)	0.237	78.24	09:33:01.117
7 -	1:19.171	3.928	74.59	09:34:20.288

P5 228 James WAREING				
LAP	LAP TIME	DIFF	MPH	TIME OF DAY
1 -	1:17.170	1.646	76.52	09:26:30.890
2 -	1:17.375	1.851	76.32	09:27:48.265
3 -	1:15.985 (3)	0.461	77.72	09:29:04.250
4 -	1:16.172	0.648	77.53	09:30:20.422
5 -	1:16.073	0.549	77.63	09:31:36.495
6 -	<b>1:15.524 (1)</b>		<b>78.19</b>	<b>09:32:52.019</b>
7 -	1:15.877 (2)	0.353	77.83	09:34:07.896

P6 555 Matthew HIGHCOCK				
LAP	LAP TIME	DIFF	MPH	TIME OF DAY
1 -	1:16.162	0.531	77.54	09:26:11.237
2 -	1:15.750 (2)	0.119	77.96	09:27:26.987
3 -	1:16.077	0.446	77.62	09:28:43.064
4 -	<b>1:15.631 (1)</b>		<b>78.08</b>	<b>09:29:58.695</b>
5 -	1:16.046	0.415	77.65	09:31:14.741
6 -	4:45.562 D		78.15	09:32:30.303
7 -	1:16.044 (3)	0.413	77.66	09:33:46.347

DIFF = Difference To Personal Best Lap

P7 151 Peter KEEN				
LAP	LAP TIME	DIFF	MPH	TIME OF DAY
1 -	1:17.544	1.827	76.15	09:26:28.656
2 -	1:16.194 (3)	0.477	77.50	09:27:44.850
3 -	1:17.003	1.286	76.69	09:29:01.853
4 -	1:17.817	2.100	75.89	09:30:19.670
5 -	1:17.161	1.444	76.53	09:31:36.831
6 -	<b>1:15.717 (1)</b>		<b>77.99</b>	<b>09:32:52.548</b>
7 -	1:16.042 (2)	0.325	77.66	09:34:08.590

P8 30 Harry MILES				
LAP	LAP TIME	DIFF	MPH	TIME OF DAY
1 -	1:19.605	3.761	74.18	09:26:44.036
2 -	1:18.050	2.206	75.66	09:28:02.086
3 -	1:15.846 (2)	0.002	77.86	09:29:17.932
4 -	1:15.997	0.153	77.70	09:30:33.929
5 -	1:15.967 (3)	0.123	77.73	09:31:49.896
6 -	<b>1:15.844 (1)</b>		<b>77.86</b>	<b>09:33:05.740</b>
7 -	1:16.032	0.188	77.67	09:34:21.772

P9 104 Dan LAVERY				
LAP	LAP TIME	DIFF	MPH	TIME OF DAY
1 -	1:18.506	2.552	75.22	09:26:24.900
2 -	4:46.589 D	0.635	77.10	09:27:41.489
3 -	1:17.190	1.236	76.50	09:28:58.679
4 -	1:16.487	0.533	77.21	09:30:15.166
5 -	<b>1:15.954 (1)</b>		<b>77.75</b>	<b>09:31:31.120</b>
6 -	1:16.202 (3)	0.248	77.50	09:32:47.322
7 -	1:16.182 (2)	0.228	77.52	09:34:03.504

P10 78 Paul RAYNES				
LAP	LAP TIME	DIFF	MPH	TIME OF DAY
1 -	1:23.034	7.012	71.12	09:26:43.761
2 -	1:22.528	6.506	71.55	09:28:06.289
3 -	1:17.085	1.063	76.61	09:29:23.374
4 -	1:16.442 (2)	0.420	77.25	09:30:39.816
5 -	4:46.076 D	0.054	77.62	09:31:55.892
6 -	1:16.518 (3)	0.496	77.18	09:33:12.410
7 -	<b>1:16.022 (1)</b>		<b>77.68</b>	<b>09:34:28.432</b>

P11 25 Ethan HALL				
LAP	LAP TIME	DIFF	MPH	TIME OF DAY
1 -	1:17.880	1.695	75.83	09:26:30.516
2 -	4:48.449 D	1.964	75.56	09:27:48.665
3 -	1:16.468 (2)	0.283	77.23	09:29:05.133
4 -	<b>1:16.185 (1)</b>		<b>77.51</b>	<b>09:30:21.318</b>
5 -	1:16.503 (3)	0.318	77.19	09:31:37.821
6 -	1:16.538	0.353	77.15	09:32:54.359
7 -	1:16.506	0.321	77.19	09:34:10.865

P12 10 Lewis WIGHTON-TURNER				
LAP	LAP TIME	DIFF	MPH	TIME OF DAY
1 -	1:18.058	1.804	75.65	09:26:30.146
2 -	1:17.792	1.538	75.91	09:27:47.938
3 -	1:16.612	0.358	77.08	09:29:04.550
4 -	1:16.354 (2)	0.100	77.34	09:30:20.904
5 -	1:16.543 (3)	0.289	77.15	09:31:37.447
6 -	<b>1:16.254 (1)</b>		<b>77.44</b>	<b>09:32:53.701</b>
7 -	4:46.240 D		77.46	09:34:09.941

# 116 Sprint Trophy & 120 Coupe Cup

## QUALIFYING - RACE 2 (SESSION A) - LAP ANALYSIS

DIFF = Difference To Personal Best Lap

P13 233 Gianni PERRA				
LAP	LAP TIME	DIFF	MPH	TIME OF DAY
1 -	1:19.058	2.669	74.70	09:27:09.950
2 -	1:17.225 (2)	0.836	76.47	09:28:27.175
3 -	1:18.014	1.625	75.70	09:29:45.189
4 -	1:18.432	2.043	75.29	09:31:03.621
5 -	<b>1:16.389 (1)</b>	<b>77.31</b>	<b>09:32:20.010</b>	
6 -	1:17.474 (3)	1.085	76.22	09:33:37.484

P14 220 Neil FOX				
LAP	LAP TIME	DIFF	MPH	TIME OF DAY
1 -	1:20.843	4.444	73.05	09:26:46.305
2 -	1:17.133	0.734	76.56	09:28:03.438
3 -	1:17.409	1.010	76.29	09:29:20.847
4 -	1:16.649 (3)	0.250	77.04	09:30:37.496
5 -	1:16.547 (2)	0.148	77.15	09:31:54.043
6 -	<b>1:16.399 (1)</b>	<b>77.30</b>	<b>09:33:10.442</b>	
7 -	1:16.876	0.477	76.82	09:34:27.318

P15 333 Daniel SNEE				
LAP	LAP TIME	DIFF	MPH	TIME OF DAY
1 -	1:18.771	2.364	74.97	09:26:43.384
2 -	1:19.850	3.443	73.95	09:28:03.234
3 -	1:18.164	1.757	75.55	09:29:21.398
4 -	1:16.697	0.290	76.99	09:30:38.095
5 -	<b>1:16.407 (1)</b>	<b>77.29</b>	<b>09:31:54.502</b>	
6 -	1:16.460 (2)	0.053	77.23	09:33:10.962
7 -	1:16.609 (3)	0.202	77.08	09:34:27.571

P16 34 Toby OREILLY				
LAP	LAP TIME	DIFF	MPH	TIME OF DAY
1 -	1:19.013	2.528	74.74	09:26:20.050
2 -	1:17.820	1.335	75.88	09:27:37.870
3 -	1:17.067	0.582	76.63	09:28:54.937
4 -	1:16.708 (3)	0.223	76.98	09:30:11.645
5 -	1:16.802	0.317	76.89	09:31:28.447
6 -	1:16.668 (2)	0.183	77.02	09:32:45.115
7 -	<b>1:16.485 (1)</b>	<b>77.21</b>	<b>09:34:01.600</b>	

P17 101 Will TINDALL				
LAP	LAP TIME	DIFF	MPH	TIME OF DAY
1 -	1:20.579	4.003	73.29	09:26:26.783
2 -	1:17.804	1.228	75.90	09:27:44.587
3 -	1:16.916 (3)	0.340	76.78	09:29:01.503
4 -	1:20.573	3.997	73.29	09:30:22.076
5 -	1:17.493	0.917	76.20	09:31:39.569
6 -	1:16.781 (2)	0.205	76.91	09:32:56.350
7 -	<b>1:16.576 (1)</b>	<b>77.12</b>	<b>09:34:12.926</b>	

P18 102 James ALLEN				
LAP	LAP TIME	DIFF	MPH	TIME OF DAY
1 -	1:19.288	2.606	74.48	09:26:20.534
2 -	1:18.520	1.838	75.21	09:27:39.054
3 -	1:16.997 (2)	0.315	76.69	09:28:56.051
4 -	1:17.010 (3)	0.328	76.68	09:30:13.061
5 -	<b>1:16.682 (1)</b>	<b>77.01</b>	<b>09:31:29.743</b>	
6 -	1:17.848	1.166	75.86	09:32:47.591
7 -	1:17.682	1.000	76.02	09:34:05.273

DIFF = Difference To Personal Best Lap

P19 28 Melissa BEXLEY				
LAP	LAP TIME	DIFF	MPH	TIME OF DAY
1 -	1:19.070	2.217	74.68	09:26:36.713
2 -	1:18.232	1.379	75.48	09:27:54.945
3 -	1:17.722 (3)	0.869	75.98	09:29:12.667
4 -	1:17.422 (2)	0.569	76.27	09:30:30.089
5 -	1:18.555	1.702	75.17	09:31:48.644
6 -	<b>1:16.853 (1)</b>	<b>76.84</b>	<b>09:33:05.497</b>	
7 -	1:17.870	1.017	75.84	09:34:23.367

P20 360 Sam HOLMAN				
LAP	LAP TIME	DIFF	MPH	TIME OF DAY
1 -	1:20.776	3.890	73.11	09:26:43.088
2 -	1:17.835	0.949	75.87	09:28:00.923
3 -	1:17.636	0.750	76.06	09:29:18.559
4 -	1:17.218 (3)	0.332	76.48	09:30:35.777
5 -	<b>1:16.886 (1)</b>	<b>76.81</b>	<b>09:31:52.663</b>	
6 -	1:23.586	6.700	70.65	09:33:16.249
7 -	1:17.133 (2)	0.247	76.56	09:34:33.382

P21 320 Simon HOPCROFT-LOPEZ				
LAP	LAP TIME	DIFF	MPH	TIME OF DAY
1 -	1:21.175	3.840	72.75	09:27:00.713
2 -	1:18.522	1.187	75.21	09:28:19.235
3 -	<b>1:17.335 (1)</b>	<b>76.36</b>	<b>09:29:36.570</b>	
4 -	1:17.405	0.070	76.29	09:30:53.975
5 -	1:17.754	0.419	75.95	09:32:11.729
6 -	1:17.340 (2)	0.005	76.35	09:33:29.069
7 -	1:17.352 (3)	0.017	76.34	09:34:46.421

P22 55 Lewis CHARLTON				
LAP	LAP TIME	DIFF	MPH	TIME OF DAY
1 -	1:20.926	3.572	72.97	09:26:40.770
2 -	1:19.443	2.089	74.33	09:28:00.213
3 -	1:18.920	1.566	74.83	09:29:19.133
4 -	1:17.804 (3)	0.450	75.90	09:30:36.937
5 -	1:18.079	0.725	75.63	09:31:55.016
6 -	1:17.385 (2)	0.031	76.31	09:33:12.401
7 -	<b>1:17.354 (1)</b>	<b>76.34</b>	<b>09:34:29.755</b>	

P23 106 Jose CARVALHO				
LAP	LAP TIME	DIFF	MPH	TIME OF DAY
1 -	1:18.868	1.368	74.88	09:26:29.982
2 -	1:19.436	1.936	74.34	09:27:49.418
3 -	1:17.793	0.293	75.91	09:29:07.211
4 -	1:17.542 (2)	0.042	76.16	09:30:24.753
5 -	<b>1:17.500 (1)</b>	<b>76.20</b>	<b>09:31:42.253</b>	
6 -	1:18.440	0.940	75.28	09:33:00.693
7 -	1:17.575 (3)	0.075	76.12	09:34:18.268

P24 103 Steve LLOYD				
LAP	LAP TIME	DIFF	MPH	TIME OF DAY
1 -	1:19.150	1.509	74.61	09:26:21.890
2 -	1:18.517	0.876	75.21	09:27:40.407
3 -	1:18.165	0.524	75.55	09:28:58.572
4 -	1:17.767 (3)	0.126	75.94	09:30:16.339
5 -	1:17.894	0.253	75.81	09:31:34.233
6 -	1:17.727 (2)	0.086	75.97	09:32:51.960
7 -	<b>1:17.641 (1)</b>	<b>76.06</b>	<b>09:34:09.601</b>	

# 116 Sprint Trophy & 120 Coupe Cup

## QUALIFYING - RACE 2 (SESSION A) - LAP ANALYSIS

DIFF = Difference To Personal Best Lap

<b>P25 40 Tristan ROGERS</b>				
LAP	LAP TIME	DIFF	MPH	TIME OF DAY
1 -	1:20.378	2.715	73.47	09:27:08.150
2 -	1:18.607	0.944	75.12	09:28:26.757
3 -	1:19.683	2.020	74.11	09:29:46.440
4 -	1:18.098 (2)	0.435	75.61	09:31:04.538
5 -	1:18.324 (3)	0.661	75.40	09:32:22.862
6 -	<b>1:17.663 (1)</b>		<b>76.04</b>	<b>09:33:40.525</b>

<b>P26 105 Michael LAVERY</b>				
LAP	LAP TIME	DIFF	MPH	TIME OF DAY
1 -	1:19.188	1.306	74.57	09:26:24.948
2 -	1:18.247 (3)	0.365	75.47	09:27:43.195
3 -	1:18.049 (2)	0.167	75.66	09:29:01.244
4 -	1:18.954	1.072	74.79	09:30:20.198
5 -	1:19.500	1.618	74.28	09:31:39.698
6 -	<b>1:17.882 (1)</b>		<b>75.82</b>	<b>09:32:57.580</b>
7 -	1:18.414	0.532	75.31	09:34:15.994

<b>P27 47 Neil ANDERSON</b>				
LAP	LAP TIME	DIFF	MPH	TIME OF DAY
1 -	1:21.287	3.283	72.65	09:27:03.444
2 -	1:21.276	3.272	72.66	09:28:24.720
3 -	1:18.735	0.731	75.00	09:29:43.455
4 -	<b>1:18.004 (1)</b>		<b>75.70</b>	<b>09:31:01.459</b>
5 -	1:18.255 (3)	0.251	75.46	09:32:19.714
6 -	1:18.224 (2)	0.220	75.49	09:33:37.938

<b>P28 71 Jack GODDEN</b>				
LAP	LAP TIME	DIFF	MPH	TIME OF DAY
1 -	1:20.698	2.597	73.18	09:26:41.953
2 -	1:21.865	3.764	72.13	09:28:03.818
3 -	1:33.102	15.001	63.43	09:29:36.920
4 -	1:19.499 (3)	1.398	74.28	09:30:56.419
5 -	<b>1:18.101 (1)</b>		<b>75.61</b>	<b>09:32:14.520</b>
6 -	1:18.293 (2)	0.192	75.43	09:33:32.813

<b>P29 83 James CANNON</b>				
LAP	LAP TIME	DIFF	MPH	TIME OF DAY
1 -	1:19.792	1.162	74.01	09:30:04.263
2 -	1:19.214 (2)	0.584	74.55	09:31:23.477
3 -	<b>1:18.630 (1)</b>		<b>75.10</b>	<b>09:32:42.107</b>
4 -	1:19.437 (3)	0.807	74.34	09:34:01.544

<b>P30 82 Thomas LITTLECHILD</b>				
LAP	LAP TIME	DIFF	MPH	TIME OF DAY
1 -	1:20.873	1.932	73.02	09:28:23.868
2 -	1:20.574	1.633	73.29	09:29:44.442
3 -	1:19.349 (2)	0.408	74.42	09:31:03.791
4 -	<b>1:18.941 (1)</b>		<b>74.81</b>	<b>09:32:22.732</b>
5 -	1:19.366 (3)	0.425	74.41	09:33:42.098

<b>P31 8 John TURNER</b>				
LAP	LAP TIME	DIFF	MPH	TIME OF DAY
1 -	1:21.524	1.833	72.44	09:26:20.045
2 -	1:19.786 (2)	0.095	74.01	09:27:39.831
3 -	<b>1:19.691 (1)</b>		<b>74.10</b>	<b>09:28:59.522</b>
4 -	1:19.952	0.261	73.86	09:30:19.474
5 -	4:22.263 D	2.572	71.79	09:31:41.737

DIFF = Difference To Personal Best Lap

6 -	1:19.792 (3)	0.101	74.01	09:33:01.529
7 -	1:20.359	0.668	73.49	09:34:21.888

<b>P32 44 Michael JOHNSON</b>				
LAP	LAP TIME	DIFF	MPH	TIME OF DAY
1 -	1:23.009	3.260	71.14	09:27:11.342
2 -	1:20.433	0.684	73.42	09:28:31.775
3 -	1:19.781 (2)	0.032	74.02	09:29:51.556
4 -	1:20.054	0.305	73.77	09:31:11.610
5 -	1:19.932 (3)	0.183	73.88	09:32:31.542
6 -	<b>1:19.749 (1)</b>		<b>74.05</b>	<b>09:33:51.291</b>

<b>P33 31 Neil MACDONALD</b>				
LAP	LAP TIME	DIFF	MPH	TIME OF DAY
1 -	1:22.830	2.549	71.29	09:26:42.334
2 -	1:21.510	1.229	72.45	09:28:03.844
3 -	1:21.310	1.029	72.63	09:29:25.154
4 -	1:21.130 (3)	0.849	72.79	09:30:46.284
5 -	1:20.776 (2)	0.495	73.11	09:32:07.060
6 -	<b>1:20.281 (1)</b>		<b>73.56</b>	<b>09:33:27.341</b>
7 -	4:20.740 D	0.459	73.14	09:34:48.081

<b>P34 325 Callum DAVIES</b>				
LAP	LAP TIME	DIFF	MPH	TIME OF DAY
1 -	1:21.476	1.103	72.48	09:26:49.137
2 -	1:21.484	1.111	72.47	09:28:10.621
3 -	1:21.346	0.973	72.59	09:29:31.967
4 -	1:21.098 (3)	0.725	72.82	09:30:53.065
5 -	1:20.955 (2)	0.582	72.95	09:32:14.020
6 -	<b>1:20.373 (1)</b>		<b>73.47</b>	<b>09:33:34.393</b>

# 116 Sprint Trophy & 120 Coupe Cup

## QUALIFYING - RACE 2 (SESSION A) - STATISTICS

**Competitors Started** 34  
**Planned Start** 2024-05-18 @ 09:20:00.000  
**Actual Start** 2024-05-18 @ 09:24:28.347  
**Finish Time** 2024-05-18 @ 09:33:32.812  
**Track Length** 1.6404mi.  
**Total Laps** 235  
**Total Distance Covered** 385.5089mi.

### Session Fastest Lap History

NO	NAME	LAP TIME	TIME OF DAY	LAP	VEHICLE
5	Anthony SEDDON	1:12.420	09:26:09.495	1	BMW 120i
5	Anthony SEDDON	1:11.934	09:27:21.428	2	BMW 120i
5	Anthony SEDDON	1:11.918	09:29:45.437	4	BMW 120i
5	Anthony SEDDON	1:11.574	09:32:09.611	6	BMW 120i

### Flag History

TYPE	TIME OF DAY
GREEN	09:24:28.347
FINISH	09:33:32.812

### Flag Statistics

TYPE	COUNT	TOTAL LAPS	TOTAL TIME
Green	1	8	10:26.983
Red	0	0	0.000
Safety Car	0	0	0.000
FCY	0	0	0.000

## 116 Sprint Trophy & 120 Coupe Cup

### QUALIFYING - RACE 9 (SESSION B) - CLASSIFICATION - AMENDED



POS	NO	NAME	ENTRY	TIME	ON	LAPS	GAP	DIFF	MPH
1	5	Anthony SEDDON	BMW 120i	1:11.677	2	5			82.39
2	59	Rob CARVELL	BMW 120i	1:13.057	3	7	1.380	1.380	80.83
3	209*	William ABRAHAM	BMW 116i	1:15.125	2	7	3.448	2.068	78.61
4	173	Mack PRIESTWOOD	BMW 116i	1:15.365	3	7	3.688	0.240	78.36
5	555*	Matthew HIGHCOCK	BMW 116i	1:15.399	2	7	3.722	0.034	78.32
6	101	Ben WILLSHIRE	BMW 116i	1:15.658	6	7	3.981	0.259	78.05
7	104*	Ben DOBBS	BMW 116i	1:15.777	5	7	4.100	0.119	77.93
8	10	Paul WIGHTON	BMW 116i	1:15.808	4	7	4.131	0.031	77.90
9	228	James WAREING	BMW 116i	1:15.934	3	6	4.257	0.126	77.77
10	30*	Harry MILES	BMW 116i	1:15.987	7	7	4.310	0.053	77.71
11	151	Peter KEEN	BMW 116i	1:16.001	1	7	4.324	0.014	77.70
12	233*	Gianni PERRA	BMW 116i	1:16.018	6	7	4.341	0.017	77.68
13	320	Simon HOPCROFT-LOPEZ	BMW 116i	1:16.123	4	6	4.446	0.105	77.58
14	25*	Ethan HALL	BMW 116i	1:16.178	7	7	4.501	0.055	77.52
15	102	James ALLEN	BMW 116i	1:16.211	5	7	4.534	0.033	77.49
16	78	James POOLE	BMW 116i	1:16.553	6	7	4.876	0.342	77.14
17	34	Toby OREILLY	BMW 116i	1:16.625	6	7	4.948	0.072	77.07
18	103*	Sammy WALTON	BMW 116i	1:16.669	6	6	4.992	0.044	77.02
19	220	Austin BRAUSER	BMW 116i	1:16.856	3	6	5.179	0.187	76.84
20	28	Melissa BEXLEY	BMW 116i	1:16.869	2	6	5.192	0.013	76.82
21	106*	Jose CARVALHO	BMW 116i	1:16.967	2	7	5.290	0.098	76.72
22	333	Ben SNEE	BMW 116i	1:17.121	3	6	5.444	0.154	76.57
23	31*	David SMITH	BMW 116i	1:17.164	4	6	5.487	0.043	76.53
24	40	Giles CARTER	BMW 116i	1:17.191	6	6	5.514	0.027	76.50
25	47	Neil ANDERSON	BMW 116i	1:17.222	7	7	5.545	0.031	76.47
26	82*	Thomas LITTLECHILD	BMW 116i	1:17.481	5	6	5.804	0.259	76.22
27	83	James CANNON	BMW 116i	1:17.510	5	7	5.833	0.029	76.19
28	71*	Jack GODDEN	BMW 116i	1:17.570	2	5	5.893	0.060	76.13
29	55	Jakub NOWAK	BMW 116i	1:18.165	5	6	6.488	0.595	75.55
30	44	Michael JOHNSON	BMW 116i	1:18.661	3	6	6.984	0.496	75.07
31	8	John TURNER	BMW 116i	1:19.101	6	6	7.424	0.440	74.65
32	325	Callum DAVIES	BMW 116i	1:19.282	7	7	7.605	0.181	74.48
33	105	Kyle FELTON	BMW 116i	1:20.818	4	6	9.141	1.536	73.07
34	360	Mark MILNE	BMW 116i	1:21.116	4	5	9.439	0.298	72.80

**Comments:**

\*No. 233 - correction of driver

\*Nos. 25 & 82 - no working transponder, please rectify for your next session

No. 30, 31, 71, 103, 104, 106, 209, 233 - 1 Lap time disallowed; exceeding track limits.

No. 555 - 2 Lap times disallowed; exceeding track limits.

Weather / Track : Cloudy / Dry

These results are provisional until the conclusion of any judicial and technical matters.

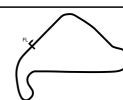
Date: 18/05/2024 Start: 09:37 Finish: 09:47

Silverstone National: 1.6404 miles

Clerk Of Course: Lynne Spurr

Stewards:

Timekeeper: Stewart Burr



# 116 Sprint Trophy & 120 Coupe Cup

## QUALIFYING - RACE 9 (SESSION B) - LAP ANALYSIS

DIFF = Difference To Personal Best Lap

P1 5 Anthony SEDDON				
LAP	LAP TIME	DIFF	MPH	TIME OF DAY
1 -	1:12.206	0.529	81.78	09:41:56.443
2 -	<b>1:11.677 (1)</b>		<b>82.39</b>	<b>09:43:08.120</b>
3 -	1:11.825 (2)	0.148	82.22	09:44:19.945
4 -	1:11.884 (3)	0.207	82.15	09:45:31.829
5 -	1:14.597 P	2.920	79.16	09:46:46.426

P2 59 Rob CARVELL				
LAP	LAP TIME	DIFF	MPH	TIME OF DAY
1 -	1:13.219 (3)	0.162	80.65	09:40:17.065
2 -	1:13.357	0.300	80.50	09:41:30.422
3 -	<b>1:13.057 (1)</b>		<b>80.83</b>	<b>09:42:43.479</b>
4 -	1:14.267	1.210	79.51	09:43:57.746
5 -	1:14.938	1.881	78.80	09:45:12.684
6 -	1:13.106 (2)	0.049	80.78	09:46:25.790
7 -	1:15.493	2.436	78.22	09:47:41.283

P3 209 William ABRAHAM				
LAP	LAP TIME	DIFF	MPH	TIME OF DAY
1 -	1:15.189 (2)	0.064	78.54	09:40:35.777
2 -	<b>1:15.125 (1)</b>		<b>78.61</b>	<b>09:41:50.902</b>
3 -	1:15.665	0.540	78.05	09:43:06.567
4 -	<del>1:19.874</del> D	4.746	73.94	09:44:26.438
5 -	1:15.540 (3)	0.415	78.17	09:45:41.978
6 -	1:16.987	1.862	76.70	09:46:58.965
7 -	1:18.577	3.452	75.15	09:48:17.542

P4 173 Mack PRIESTWOOD				
LAP	LAP TIME	DIFF	MPH	TIME OF DAY
1 -	1:15.948	0.583	77.75	09:41:02.015
2 -	1:16.040	0.675	77.66	09:42:18.055
3 -	<b>1:15.365 (1)</b>		<b>78.36</b>	<b>09:43:33.420</b>
4 -	1:15.566	0.201	78.15	09:44:48.986
5 -	1:15.436 (3)	0.071	78.28	09:46:04.422
6 -	1:15.687	0.322	78.02	09:47:20.109
7 -	1:15.424 (2)	0.059	78.29	09:48:35.533

P5 555 Matthew HIGHCOCK				
LAP	LAP TIME	DIFF	MPH	TIME OF DAY
1 -	1:15.764 (2)	0.365	77.94	09:40:51.485
2 -	<b>1:15.399 (1)</b>		<b>78.32</b>	<b>09:42:06.884</b>
3 -	<del>1:15.275</del> D		78.45	09:43:22.159
4 -	<del>1:15.944</del> D	0.542	77.76	09:44:38.100
5 -	1:15.881 (3)	0.482	77.82	09:45:53.981
6 -	1:16.120	0.721	77.58	09:47:10.101
7 -	1:16.106	0.707	77.59	09:48:26.207

P6 101 Ben WILLSHIRE				
LAP	LAP TIME	DIFF	MPH	TIME OF DAY
1 -	1:16.322	0.664	77.37	09:40:52.539
2 -	1:16.350	0.692	77.34	09:42:08.889
3 -	1:15.884 (2)	0.226	77.82	09:43:24.773
4 -	1:16.575	0.917	77.12	09:44:41.348
5 -	1:16.264	0.606	77.43	09:45:57.612
6 -	<b>1:15.658 (1)</b>		<b>78.05</b>	<b>09:47:13.270</b>
7 -	1:15.953 (3)	0.295	77.75	09:48:29.223

DIFF = Difference To Personal Best Lap

P7 104 Ben DOBBS				
LAP	LAP TIME	DIFF	MPH	TIME OF DAY
1 -	1:16.172 (3)	0.395	77.53	09:40:23.925
2 -	1:18.118	2.341	75.59	09:41:42.043
3 -	1:16.034 (2)	0.257	77.67	09:42:58.077
4 -	<del>1:16.844</del> D	1.067	76.85	09:44:14.921
5 -	<b>1:15.777 (1)</b>		<b>77.93</b>	<b>09:45:30.698</b>
6 -	1:17.115	1.338	76.58	09:46:47.813
7 -	1:17.059	1.282	76.63	09:48:04.872

P8 10 Paul WIGHTON				
LAP	LAP TIME	DIFF	MPH	TIME OF DAY
1 -	1:17.029	1.221	76.66	09:40:40.797
2 -	1:17.516	1.708	76.18	09:41:58.313
3 -	1:16.349	0.541	77.35	09:43:14.662
4 -	<b>1:15.808 (1)</b>		<b>77.90</b>	<b>09:44:30.470</b>
5 -	1:16.251	0.443	77.45	09:45:46.721
6 -	1:15.978 (2)	0.170	77.72	09:47:02.699
7 -	1:16.059 (3)	0.251	77.64	09:48:18.758

P9 228 James WAREING				
LAP	LAP TIME	DIFF	MPH	TIME OF DAY
1 -	1:16.103 (3)	0.169	77.60	09:41:06.334
2 -	1:16.505	0.571	77.19	09:42:22.839
3 -	<b>1:15.934 (1)</b>		<b>77.77</b>	<b>09:43:38.773</b>
4 -	1:17.636	1.702	76.06	09:44:56.409
5 -	1:16.096 (2)	0.162	77.60	09:46:12.505
6 -	1:16.300	0.366	77.40	09:47:28.805

P10 30 Harry MILES				
LAP	LAP TIME	DIFF	MPH	TIME OF DAY
1 -	1:17.621	1.634	76.08	09:40:43.857
2 -	1:16.517	0.530	77.18	09:42:00.374
3 -	1:17.464	1.477	76.23	09:43:17.838
4 -	1:15.998 (2)	0.011	77.70	09:44:33.836
5 -	<del>1:16.497</del> D	0.510	77.20	09:45:50.333
6 -	1:16.440 (3)	0.453	77.25	09:47:06.773
7 -	<b>1:15.987 (1)</b>		<b>77.71</b>	<b>09:48:22.760</b>

P11 151 Peter KEEN				
LAP	LAP TIME	DIFF	MPH	TIME OF DAY
1 -	<b>1:16.001 (1)</b>		<b>77.70</b>	<b>09:40:22.122</b>
2 -	1:16.300 (3)	0.299	77.40	09:41:38.422
3 -	1:16.086 (2)	0.085	77.61	09:42:54.508
4 -	1:16.652	0.651	77.04	09:44:11.160
5 -	1:16.380	0.379	77.31	09:45:27.540
6 -	1:17.086	1.085	76.61	09:46:44.626
7 -	1:16.813	0.812	76.88	09:48:01.439

P12 233 Gianni PERRA				
LAP	LAP TIME	DIFF	MPH	TIME OF DAY
1 -	1:16.544	0.526	77.15	09:40:27.142
2 -	<del>1:16.446</del> D	0.428	77.25	09:41:43.588
3 -	1:16.507 (3)	0.489	77.19	09:43:00.095
4 -	1:16.512	0.494	77.18	09:44:16.607
5 -	1:16.068 (2)	0.050	77.63	09:45:32.675
6 -	<b>1:16.018 (1)</b>		<b>77.68</b>	<b>09:46:48.693</b>
7 -	1:17.293	1.275	76.40	09:48:05.986



# 116 Sprint Trophy & 120 Coupe Cup

## QUALIFYING - RACE 9 (SESSION B) - LAP ANALYSIS

DIFF = Difference To Personal Best Lap

P13 320 Simon HOPCROFT-LOPEZ				
LAP	LAP TIME	DIFF	MPH	TIME OF DAY
1 -	1:17.723	1.600	75.98	09:41:40.109
2 -	1:17.345	1.222	76.35	09:42:57.454
3 -	1:16.410 (2)	0.287	77.28	09:44:13.864
4 -	<b>1:16.123 (1)</b>		<b>77.58</b>	<b>09:45:29.987</b>
5 -	1:16.900 (3)	0.777	76.79	09:46:46.887
6 -	1:17.668	1.545	76.03	09:48:04.555

P14 25 Ethan HALL				
LAP	LAP TIME	DIFF	MPH	TIME OF DAY
1 -	1:16.944	0.766	76.75	09:40:40.061
2 -	1:16.381 (2)	0.203	77.31	09:41:56.442
3 -	1:16.590	0.412	77.10	09:43:13.032
4 -	1:16.758	0.580	76.93	09:44:29.790
5 -	1:16.579 (3)	0.401	77.11	09:45:46.369
6 -	1:16.646	0.468	77.05	09:47:03.015
7 -	<b>1:16.178 (1)</b>		<b>77.52</b>	<b>09:48:19.193</b>

P15 102 James ALLEN				
LAP	LAP TIME	DIFF	MPH	TIME OF DAY
1 -	1:17.499	1.288	76.20	09:40:22.780
2 -	1:16.880	0.669	76.81	09:41:39.660
3 -	1:16.564 (2)	0.353	77.13	09:42:56.224
4 -	1:16.569 (3)	0.358	77.12	09:44:12.793
5 -	<b>1:16.211 (1)</b>		<b>77.49</b>	<b>09:45:29.004</b>
6 -	1:17.705	1.494	76.00	09:46:46.709
7 -	1:17.437	1.226	76.26	09:48:04.146

P16 78 James POOLE				
LAP	LAP TIME	DIFF	MPH	TIME OF DAY
1 -	1:17.478	0.925	76.22	09:40:43.299
2 -	1:16.788	0.235	76.90	09:42:00.087
3 -	1:17.256	0.703	76.44	09:43:17.343
4 -	1:16.763 (3)	0.210	76.93	09:44:34.106
5 -	1:17.074	0.521	76.62	09:45:51.180
6 -	<b>1:16.553 (1)</b>		<b>77.14</b>	<b>09:47:07.733</b>
7 -	1:16.698 (2)	0.145	76.99	09:48:24.431

P17 34 Toby OREILLY				
LAP	LAP TIME	DIFF	MPH	TIME OF DAY
1 -	1:16.933	0.308	76.76	09:40:32.279
2 -	1:16.993	0.368	76.70	09:41:49.272
3 -	1:16.760	0.135	76.93	09:43:06.032
4 -	1:16.654 (2)	0.029	77.04	09:44:22.686
5 -	1:16.926	0.301	76.77	09:45:39.612
6 -	<b>1:16.625 (1)</b>		<b>77.07</b>	<b>09:46:56.237</b>
7 -	1:16.667 (3)	0.042	77.03	09:48:12.904

P18 103 Sammy WALTON				
LAP	LAP TIME	DIFF	MPH	TIME OF DAY
1 -	4:47.444 D	0.775	76.25	09:41:02.008
2 -	1:17.549 (3)	0.880	76.15	09:42:19.557
3 -	1:18.257	1.588	75.46	09:43:37.814
4 -	1:19.265	2.596	74.50	09:44:57.079
5 -	1:17.237 (2)	0.568	76.46	09:46:14.316
6 -	<b>1:16.669 (1)</b>		<b>77.02</b>	<b>09:47:30.985</b>

DIFF = Difference To Personal Best Lap

P19 220 Austin BRAUSER				
LAP	LAP TIME	DIFF	MPH	TIME OF DAY
1 -	1:19.527	2.671	74.25	09:41:05.550
2 -	1:18.246 (3)	1.390	75.47	09:42:23.796
3 -	<b>1:16.856 (1)</b>		<b>76.84</b>	<b>09:43:40.652</b>
4 -	1:17.589 (2)	0.733	76.11	09:44:58.241
5 -	1:19.076	2.220	74.68	09:46:17.317
6 -	1:18.398	1.542	75.32	09:47:35.715

P20 28 Melissa BEXLEY				
LAP	LAP TIME	DIFF	MPH	TIME OF DAY
1 -	1:17.725	0.856	75.98	09:41:05.295
2 -	<b>1:16.869 (1)</b>		<b>76.82</b>	<b>09:42:22.164</b>
3 -	1:17.021 (2)	0.152	76.67	09:43:39.185
4 -	1:18.687	1.818	75.05	09:44:57.872
5 -	1:17.925	1.056	75.78	09:46:15.797
6 -	1:17.175 (3)	0.306	76.52	09:47:32.972

P21 106 Jose CARVALHO				
LAP	LAP TIME	DIFF	MPH	TIME OF DAY
1 -	1:18.052	1.085	75.66	09:40:28.151
2 -	<b>1:16.967 (1)</b>		<b>76.72</b>	<b>09:41:45.118</b>
3 -	1:18.305	1.338	75.41	09:43:03.423
4 -	1:17.871 (3)	0.904	75.83	09:44:21.294
5 -	1:17.959	0.992	75.75	09:45:39.253
6 -	4:48.394 D	1.427	75.33	09:46:57.647
7 -	1:17.597 (2)	0.630	76.10	09:48:15.244

P22 333 Ben SNEE				
LAP	LAP TIME	DIFF	MPH	TIME OF DAY
1 -	1:18.587	1.466	75.14	09:41:35.670
2 -	1:17.920 (2)	0.799	75.79	09:42:53.590
3 -	<b>1:17.121 (1)</b>		<b>76.57</b>	<b>09:44:10.711</b>
4 -	1:17.954 (3)	0.833	75.75	09:45:28.665
5 -	1:18.176	1.055	75.54	09:46:46.841
6 -	1:23.127	6.006	71.04	09:48:09.968

P23 31 David SMITH				
LAP	LAP TIME	DIFF	MPH	TIME OF DAY
1 -	1:18.017	0.853	75.69	09:41:11.696
2 -	1:17.598 (3)	0.434	76.10	09:42:29.294
3 -	1:17.798	0.634	75.91	09:43:47.092
4 -	<b>1:17.164 (1)</b>		<b>76.53</b>	<b>09:45:04.256</b>
5 -	4:47.362 D	0.198	76.33	09:46:21.618
6 -	1:17.494 (2)	0.330	76.20	09:47:39.112

P24 40 Giles CARTER				
LAP	LAP TIME	DIFF	MPH	TIME OF DAY
1 -	1:18.478	1.287	75.25	09:40:59.881
2 -	1:19.331	2.140	74.44	09:42:19.212
3 -	1:18.153	0.962	75.56	09:43:37.365
4 -	1:17.797 (2)	0.606	75.91	09:44:55.162
5 -	1:17.819 (3)	0.628	75.88	09:46:12.981
6 -	<b>1:17.191 (1)</b>		<b>76.50</b>	<b>09:47:30.172</b>

P25 47 Neil ANDERSON				
LAP	LAP TIME	DIFF	MPH	TIME OF DAY
1 -	1:18.331	1.109	75.39	09:40:35.691
2 -	1:17.346	0.124	76.35	09:41:53.037

# 116 Sprint Trophy & 120 Coupe Cup

## QUALIFYING - RACE 9 (SESSION B) - LAP ANALYSIS

DIFF = Difference To Personal Best Lap

3 -	1:17.320 (3)	0.098	76.37	09:43:10.357
4 -	1:17.259 (2)	0.037	76.43	09:44:27.616
5 -	1:17.454	0.232	76.24	09:45:45.070
6 -	1:19.964	2.742	73.85	09:47:05.034
7 -	<b>1:17.222 (1)</b>		<b>76.47</b>	<b>09:48:22.256</b>

### P26 82 Thomas LITTLECHILD

LAP	LAP TIME	DIFF	MPH	TIME OF DAY
1 -	1:18.112	0.631	75.60	09:41:07.196
2 -	1:17.761 (2)	0.280	75.94	09:42:24.957
3 -	1:17.976 (3)	0.495	75.73	09:43:42.933
4 -	1:18.225	0.744	75.49	09:45:01.158
5 -	<b>1:17.481 (1)</b>		<b>76.22</b>	<b>09:46:18.639</b>
6 -	1:21.390	3.909	72.56	09:47:40.029

### P27 83 James CANNON

LAP	LAP TIME	DIFF	MPH	TIME OF DAY
1 -	1:18.650	1.140	75.08	09:40:40.289
2 -	1:18.548 (3)	1.038	75.18	09:41:58.837
3 -	1:20.518	3.008	73.34	09:43:19.355
4 -	1:18.984	1.474	74.77	09:44:38.339
5 -	<b>1:17.510 (1)</b>		<b>76.19</b>	<b>09:45:55.849</b>
6 -	1:18.553	1.043	75.18	09:47:14.402
7 -	1:18.207 (2)	0.697	75.51	09:48:32.609

### P28 71 Jack GODDEN

LAP	LAP TIME	DIFF	MPH	TIME OF DAY
1 -	1:17.642 (2)	0.072	76.06	09:42:02.926
2 -	<b>1:17.570 (1)</b>		<b>76.13</b>	<b>09:43:20.496</b>
3 -	4:49.446 D	1.576	74.61	09:44:39.642
4 -	1:17.992 (3)	0.422	75.72	09:45:57.634
5 -	2:30.915 P	1:13.345	39.13	09:48:28.549

### P29 55 Jakub NOWAK

LAP	LAP TIME	DIFF	MPH	TIME OF DAY
1 -	1:19.748	1.583	74.05	09:40:58.434
2 -	1:19.812	1.647	73.99	09:42:18.246
3 -	1:19.275 (3)	1.110	74.49	09:43:37.521
4 -	1:20.206	2.041	73.63	09:44:57.727
5 -	<b>1:18.165 (1)</b>		<b>75.55</b>	<b>09:46:15.892</b>
6 -	1:18.720 (2)	0.555	75.02	09:47:34.612

### P30 44 Michael JOHNSON

LAP	LAP TIME	DIFF	MPH	TIME OF DAY
1 -	1:20.836	2.175	73.05	09:41:19.489
2 -	1:19.005 (2)	0.344	74.75	09:42:38.494
3 -	<b>1:18.661 (1)</b>		<b>75.07</b>	<b>09:43:57.155</b>
4 -	1:19.702	1.041	74.09	09:45:16.857
5 -	1:19.080	0.419	74.67	09:46:35.937
6 -	1:19.008 (3)	0.347	74.74	09:47:54.945

### P31 8 John TURNER

LAP	LAP TIME	DIFF	MPH	TIME OF DAY
1 -	1:20.990	1.889	72.91	09:41:58.370
2 -	1:20.588 (3)	1.487	73.28	09:43:18.958
3 -	1:20.875	1.774	73.02	09:44:39.833
4 -	1:20.595	1.494	73.27	09:46:00.428
5 -	1:20.539 (2)	1.438	73.32	09:47:20.967
6 -	<b>1:19.101 (1)</b>		<b>74.65</b>	<b>09:48:40.068</b>

DIFF = Difference To Personal Best Lap

### P32 325 Callum DAVIES

LAP	LAP TIME	DIFF	MPH	TIME OF DAY
1 -	1:20.609	1.327	73.26	09:40:43.261
2 -	1:20.859	1.577	73.03	09:42:04.120
3 -	1:19.942	0.660	73.87	09:43:24.062
4 -	1:19.594 (2)	0.312	74.19	09:44:43.656
5 -	1:19.667 (3)	0.385	74.12	09:46:03.323
6 -	1:19.668	0.386	74.12	09:47:22.991
7 -	<b>1:19.282 (1)</b>		<b>74.48</b>	<b>09:48:42.273</b>

### P33 105 Kyle FELTON

LAP	LAP TIME	DIFF	MPH	TIME OF DAY
1 -	1:22.785	1.967	71.33	09:41:20.850
2 -	1:21.557	0.739	72.41	09:42:42.407
3 -	1:21.165 (3)	0.347	72.76	09:44:03.572
4 -	<b>1:20.818 (1)</b>		<b>73.07</b>	<b>09:45:24.390</b>
5 -	1:20.889 (2)	0.071	73.00	09:46:45.279
6 -	1:21.470	0.652	72.48	09:48:06.749

### P34 360 Mark MILNE

LAP	LAP TIME	DIFF	MPH	TIME OF DAY
1 -	1:23.539 (3)	2.423	70.69	09:42:15.732
2 -	1:22.239 (2)	1.123	71.81	09:43:37.971
3 -	1:24.917	3.801	69.54	09:45:02.888
4 -	<b>1:21.116 (1)</b>		<b>72.80</b>	<b>09:46:24.004</b>
5 -	1:24.267	3.151	70.08	09:47:48.271

# 116 Sprint Trophy & 120 Coupe Cup

## QUALIFYING - RACE 9 (SESSION B) - STATISTICS

**Competitors Started** 34  
**Planned Start** 2024-05-18 @ 09:35:00.000  
**Actual Start** 2024-05-18 @ 09:37:21.125  
**Finish Time** 2024-05-18 @ 09:47:26.395  
**Track Length** 1.6404mi.  
**Total Laps** 219  
**Total Distance Covered** 359.2614mi.

### Session Fastest Lap History

NO	NAME	LAP TIME	TIME OF DAY	LAP	VEHICLE
59	Rob CARVELL	1:13.219	09:40:17.061	1	BMW 120i
5	Anthony SEDDON	1:12.206	09:41:56.520	1	BMW 120i
5	Anthony SEDDON	1:11.677	09:43:08.111	2	BMW 120i

### Flag History

TYPE	TIME OF DAY
GREEN	09:37:21.125
FINISH	09:47:26.395

### Flag Statistics

TYPE	COUNT	TOTAL LAPS	TOTAL TIME
Green	1	7	11:45.089
Red	0	0	0.000
Safety Car	0	0	0.000
FCY	0	0	0.000

## 116 Sprint Trophy & 120 Coupe Cup

### RACE 2 - GRID (15 minutes) - AMENDED



ROW 17	34	<b>325</b>	1:20.373 Callum DAVIES	33	<b>31</b>	1:20.281 Neil MACDONALD
ROW 16	32	<b>44</b>	1:19.749 Michael JOHNSON	31	<b>8</b>	1:19.691 John TURNER
ROW 15	30	<b>82</b>	1:18.941 Thomas LITTLECHILD	29	<b>83</b>	1:18.630 James CANNON
ROW 14	28	<b>71</b>	1:18.101 Jack GODDEN	27	<b>47</b>	1:18.004 Neil ANDERSON
ROW 13	26	<b>105</b>	1:17.882 Michael LAVERY	25	<b>40</b>	1:17.663 Tristan ROGERS
ROW 12	24	<b>103</b>	1:17.641 Steve LLOYD	23	<b>106</b>	1:17.500 Jose CARVALHO
ROW 11	22	<b>55</b>	1:17.354 Lewis CHARLTON	21	<b>320</b>	1:17.335 Simon HOPCROFT-LOPEZ
ROW 10	20	<b>360</b>	1:16.886 Sam HOLMAN	19	<b>28</b>	1:16.853 Melissa BEXLEY
ROW 9	18	<b>102</b>	1:16.682 James ALLEN	17	<b>101</b>	1:16.576 Will TINDALL
ROW 8	16	<b>34</b>	1:16.485 Toby OREILLY	15	<b>333</b>	1:16.407 Daniel SNEE
ROW 7	14	<b>220</b>	1:16.399 Neil FOX	13	<b>233</b>	1:16.389 Gianni PERRA
ROW 6	12	<b>10</b>	1:16.254 Lewis WIGHTON-TURNER	11	<b>25</b>	1:16.185 Ethan HALL
ROW 5	10	<b>78</b>	1:16.022 Paul RAYNES	9	<b>104</b>	1:15.954 Dan LAVERY
ROW 4	8	<b>30</b>	1:15.844 Harry MILES	7	<b>151</b>	1:15.717 Peter KEEN
ROW 3	6	<b>555</b>	1:15.631 Matthew HIGHCOCK	5	<b>228</b>	1:15.524 James WAREING
ROW 2	4	<b>209</b>	1:15.243 William ABRAHAM	3	<b>173</b>	1:14.983 Mack PRIESTWOOD
ROW 1	2	<b>59</b>	1:13.042 Rob CARVELL	1	<b>5</b>	1:11.574 Anthony SEDDON

Pole

#### Comments:

\*No. 233 - correction of driver

These results are provisional until the conclusion of any judicial and technical matters.

Silverstone National: 1.6404 miles

Clerk Of Course: Lynne Spurr

Stewards:

Timekeeper: Stewart Burr





## 116 Sprint Trophy & 120 Coupe Cup

### RACE 2 - CLASSIFICATION - AMENDED

Race Distance: 4 Laps / 6.56 miles

POS	NO	NAME	ENTRY	LAPS	TIME	GAP	DIFF	MPH	BEST	ON	GRD	↑↓
1	5	Anthony SEDDON	BMW 120i	4	4:55.434			79.95	1:12.305	3	1	0
2	59	Rob CARVELL	BMW 120i	4	4:57.807	2.373	2.373	79.32	1:13.140	3	2	0
3	209	William ABRAHAM	BMW 116i	4	5:05.158	9.724	7.351	77.41	1:15.129	2	3	0
4	173	Mack PRIESTWOOD	BMW 116i	4	5:07.084	11.650	1.926	76.92	1:15.277	2	4	0
5	555	Matthew HIGHCOCK	BMW 116i	4	5:07.285	11.851	0.201	76.87	1:15.485	2	5	0
6	228	James WAREING	BMW 116i	4	5:09.079	13.645	1.794	76.42	1:15.685	3	6	0
7	104	Dan LAVERY	BMW 116i	4	5:10.106	14.672	1.027	76.17	1:15.956	2	7	0
8	30	Harry MILES	BMW 116i	4	5:10.293	14.859	0.187	76.13	1:15.751	2	8	0
9	10	Lewis WIGHTON-TURNER	BMW 116i	4	5:11.352	15.918	1.059	75.87	1:16.051	4	10	1
10	151	Peter KEEN	BMW 116i	4	5:11.672	16.238	0.320	75.79	1:15.893	4	9	-1
11	320	Simon HOPCROFT-LOPEZ	BMW 116i	4	5:13.874	18.440	2.202	75.26	1:15.846	2	12	1
12	333	Daniel SNEE	BMW 116i	4	5:14.114	18.680	0.240	75.20	1:16.060	4	14	2
13	25	Ethan HALL	BMW 116i	4	5:14.413	18.979	0.299	75.13	1:16.797	3	11	-2
14	233	Gianni PERRA	BMW 116i	4	5:14.837	19.403	0.424	75.03	1:16.514	4	13	-1
15	102	James ALLEN	BMW 116i	4	5:16.362	20.928	1.525	74.66	1:16.776	2	16	1
16	101	Will TINDALL	BMW 116i	4	5:16.534	21.100	0.172	74.62	1:16.668	2	19	3
17	47	Neil ANDERSON	BMW 116i	4	5:17.421	21.987	0.887	74.42	1:17.227	3	18	1
18	28	Melissa BEXLEY	BMW 116i	4	5:18.813	23.379	1.392	74.09	1:16.969	4	21	3
19	55	Lewis CHARLTON	BMW 116i	4	5:19.776	24.342	0.963	73.87	1:17.471	4	22	3
20	82*	Thomas LITTLECHILD	BMW 116i	4	5:21.770	26.336	1.994	73.41	1:18.027	4	23	3
21	103	Steve LLOYD	BMW 116i	4	5:22.994	27.560	1.224	73.13	1:17.979	4	27	6
22	31	Neil MACDONALD	BMW 116i	4	5:23.301	27.867	0.307	73.06	1:18.552	3	26	4
23	40	Tristan ROGERS	BMW 116i	4	5:23.739	28.305	0.438	72.96	1:17.606	4	20	-3
24	83	James CANNON	BMW 116i	4	5:25.740	30.306	2.001	72.51	1:18.647	4	24	0
25	71	Jack GODDEN	BMW 116i	4	5:31.377	35.943	5.637	71.28	1:17.328	2	17	-8
26	360	Sam HOLMAN	BMW 116i	4	5:31.790	36.356	0.413	71.19	1:17.155	2	15	-11
27	106	Jose CARVALHO	BMW 116i	4	5:32.292	36.858	0.502	71.08	1:18.662	4	31	4
28	325	Callum DAVIES	BMW 116i	4	5:33.744	38.310	1.452	70.78	1:20.672	2	28	0
29	105*	Michael LAVERY	BMW 116i	4	5:36.551	41.117	2.807	70.19	1:19.204	4	25	-4
30	8	John TURNER	BMW 116i	4	5:44.895	49.461	8.344	68.49	1:20.549	4	30	0

NOT CLASSIFIED

DQ	44*	Michael JOHNSON	BMW 116i									29
----	-----	-----------------	----------	--	--	--	--	--	--	--	--	----

NOT STARTED

NS	34	Toby OREILLY	BMW 116i									
NS	78	Paul RAYNES	BMW 116i									
NS	220	Neil FOX	BMW 116i									

FASTEST LAP

5	Anthony SEDDON	BMW 120i	3	1:12.305	81.67 mph	131.44 kph
---	----------------	----------	---	----------	-----------	------------

**Comments:**

- \*No. 44 - disqualified from the race result, car underweight
- \*No. 105 - 5 second time penalty applied for exceeding track limits
- \*Nos. 34, 78 & 220 did not take the restart
- \*No. 82 - still no working transponder, please rectify for your next race or you will not be timed

Weather / Track : Cloudy / Dry

These results are provisional until the conclusion of any judicial and technical matters.

Date: 18/05/2024 Start: 12:57 Finish: 13:02  
Silverstone National: 1.6404 miles

Clerk Of Course: Lynne Spurr	Stewards:	Timekeeper: Stewart Burr	
------------------------------	-----------	--------------------------	--

# 116 Sprint Trophy & 120 Coupe Cup

## RACE 2 - LAP ANALYSIS

DIFF = Difference To Personal Best Lap

P1 5 Anthony SEDDON				
LAP	LAP TIME	DIFF	MPH	TIME OF DAY
1 -	1:16.735	4.430	76.96	12:58:28.276
2 -	1:13.630 (3)	1.325	80.20	12:59:41.906
3 -	<b>1:12.305 (1)</b>		<b>81.67</b>	<b>13:00:54.211</b>
4 -	1:12.764 (2)	0.459	81.16	13:02:06.975

P2 59 Rob CARVELL				
LAP	LAP TIME	DIFF	MPH	TIME OF DAY
1 -	1:17.405	4.265	76.29	12:58:28.946
2 -	1:13.854 (3)	0.714	79.96	12:59:42.800
3 -	<b>1:13.140 (1)</b>		<b>80.74</b>	<b>13:00:55.940</b>
4 -	1:13.408 (2)	0.268	80.44	13:02:09.348

P3 209 William ABRAHAM				
LAP	LAP TIME	DIFF	MPH	TIME OF DAY
1 -	1:19.301	4.172	74.47	12:58:30.842
2 -	<b>1:15.129 (1)</b>		<b>78.60</b>	<b>12:59:45.971</b>
3 -	1:15.552 (3)	0.423	78.16	13:01:01.523
4 -	1:15.176 (2)	0.047	78.55	13:02:16.699

P4 173 Mack PRIESTWOOD				
LAP	LAP TIME	DIFF	MPH	TIME OF DAY
1 -	1:20.789	5.512	73.09	12:58:32.330
2 -	<b>1:15.277 (1)</b>		<b>78.45</b>	<b>12:59:47.607</b>
3 -	1:15.481 (2)	0.204	78.24	13:01:03.088
4 -	1:15.537 (3)	0.260	78.18	13:02:18.625

P5 555 Matthew HIGHCOCK				
LAP	LAP TIME	DIFF	MPH	TIME OF DAY
1 -	1:20.211	4.726	73.62	12:58:31.752
2 -	<b>1:15.485 (1)</b>		<b>78.23</b>	<b>12:59:47.237</b>
3 -	1:15.888 (3)	0.403	77.82	13:01:03.125
4 -	1:15.701 (2)	0.216	78.01	13:02:18.826

P6 228 James WAREING				
LAP	LAP TIME	DIFF	MPH	TIME OF DAY
1 -	1:21.420	5.735	72.53	12:58:32.961
2 -	1:15.783 (2)	0.098	77.92	12:59:48.744
3 -	<b>1:15.685 (1)</b>		<b>78.02</b>	<b>13:01:04.429</b>
4 -	1:16.191 (3)	0.506	77.51	13:02:20.620

P7 104 Dan LAVERY				
LAP	LAP TIME	DIFF	MPH	TIME OF DAY
1 -	1:22.139	6.183	71.89	12:58:33.680
2 -	<b>1:15.956 (1)</b>		<b>77.75</b>	<b>12:59:49.636</b>
3 -	1:16.002 (2)	0.046	77.70	13:01:05.638
4 -	1:16.009 (3)	0.053	77.69	13:02:21.647

P8 30 Harry MILES				
LAP	LAP TIME	DIFF	MPH	TIME OF DAY
1 -	1:22.595	6.844	71.50	12:58:34.136
2 -	<b>1:15.751 (1)</b>		<b>77.96</b>	<b>12:59:49.887</b>
3 -	1:16.112 (3)	0.361	77.59	13:01:05.999
4 -	1:15.835 (2)	0.084	77.87	13:02:21.834

DIFF = Difference To Personal Best Lap

P9 10 Lewis WIGHTON-TURNER				
LAP	LAP TIME	DIFF	MPH	TIME OF DAY
1 -	1:22.531	6.480	71.55	12:58:34.072
2 -	1:16.500 (3)	0.449	77.19	12:59:50.572
3 -	1:16.270 (2)	0.219	77.43	13:01:06.842
4 -	<b>1:16.051 (1)</b>		<b>77.65</b>	<b>13:02:22.893</b>

P10 151 Peter KEEN				
LAP	LAP TIME	DIFF	MPH	TIME OF DAY
1 -	1:22.845	6.952	71.28	12:58:34.386
2 -	1:16.477 (3)	0.584	77.22	12:59:50.863
3 -	1:16.457 (2)	0.564	77.24	13:01:07.320
4 -	<b>1:15.893 (1)</b>		<b>77.81</b>	<b>13:02:23.213</b>

P11 320 Simon HOPCROFT-LOPEZ				
LAP	LAP TIME	DIFF	MPH	TIME OF DAY
1 -	1:23.688	7.842	70.56	12:58:35.229
2 -	<b>1:15.846 (1)</b>		<b>77.86</b>	<b>12:59:51.075</b>
3 -	1:17.763 (3)	1.917	75.94	13:01:08.838
4 -	1:16.577 (2)	0.731	77.12	13:02:25.415

P12 333 Daniel SNEE				
LAP	LAP TIME	DIFF	MPH	TIME OF DAY
1 -	1:24.106	8.046	70.21	12:58:35.647
2 -	1:16.469 (2)	0.409	77.22	12:59:52.116
3 -	1:17.479 (3)	1.419	76.22	13:01:09.595
4 -	<b>1:16.060 (1)</b>		<b>77.64</b>	<b>13:02:25.655</b>

P13 25 Ethan HALL				
LAP	LAP TIME	DIFF	MPH	TIME OF DAY
1 -	1:23.361	6.564	70.84	12:58:34.902
2 -	1:16.822 (2)	0.025	76.87	12:59:51.724
3 -	<b>1:16.797 (1)</b>		<b>76.89</b>	<b>13:01:08.521</b>
4 -	1:17.433 (3)	0.636	76.26	13:02:25.954

P14 233 Gianni PERRA				
LAP	LAP TIME	DIFF	MPH	TIME OF DAY
1 -	1:24.364	7.850	70.00	12:58:35.905
2 -	1:16.749 (2)	0.235	76.94	12:59:52.654
3 -	1:17.210 (3)	0.696	76.48	13:01:09.864
4 -	<b>1:16.514 (1)</b>		<b>77.18</b>	<b>13:02:26.378</b>

P15 102 James ALLEN				
LAP	LAP TIME	DIFF	MPH	TIME OF DAY
1 -	1:24.708	7.932	69.71	12:58:36.249
2 -	<b>1:16.776 (1)</b>		<b>76.92</b>	<b>12:59:53.025</b>
3 -	1:17.489 (3)	0.713	76.21	13:01:10.514
4 -	1:17.389 (2)	0.613	76.31	13:02:27.903

P16 101 Will TINDALL				
LAP	LAP TIME	DIFF	MPH	TIME OF DAY
1 -	1:25.000	8.332	69.47	12:58:36.541
2 -	<b>1:16.668 (1)</b>		<b>77.02</b>	<b>12:59:53.209</b>
3 -	1:18.155 (3)	1.487	75.56	13:01:11.364
4 -	1:16.711 (2)	0.043	76.98	13:02:28.075

# 116 Sprint Trophy & 120 Coupe Cup

## RACE 2 - LAP ANALYSIS

DIFF = Difference To Personal Best Lap

<b>P17 47 Neil ANDERSON</b>				
LAP	LAP TIME	DIFF	MPH	TIME OF DAY
1 -	1:25.421	8.194	69.13	12:58:36.962
2 -	1:17.512 (3)	0.285	76.19	12:59:54.474
3 -	<b>1:17.227 (1)</b>		<b>76.47</b>	<b>13:01:11.701</b>
4 -	1:17.261 (2)	0.034	76.43	13:02:28.962

<b>P18 28 Melissa BEXLEY</b>				
LAP	LAP TIME	DIFF	MPH	TIME OF DAY
1 -	1:26.393	9.424	68.35	12:58:37.934
2 -	1:17.532 (2)	0.563	76.17	12:59:55.466
3 -	1:17.919 (3)	0.950	75.79	13:01:13.385
4 -	<b>1:16.969 (1)</b>		<b>76.72</b>	<b>13:02:30.354</b>

<b>P19 55 Lewis CHARLTON</b>				
LAP	LAP TIME	DIFF	MPH	TIME OF DAY
1 -	1:26.384	8.913	68.36	12:58:37.925
2 -	1:17.923 (2)	0.452	75.78	12:59:55.848
3 -	1:17.998 (3)	0.527	75.71	13:01:13.846
4 -	<b>1:17.471 (1)</b>		<b>76.23</b>	<b>13:02:31.317</b>

<b>P20 82 Thomas LITTLECHILD</b>				
LAP	LAP TIME	DIFF	MPH	TIME OF DAY
1 -	1:27.171	9.144	67.74	12:58:38.712
2 -	1:18.525 (3)	0.498	75.20	12:59:57.237
3 -	1:18.047 (2)	0.020	75.66	13:01:15.284
4 -	<b>1:18.027 (1)</b>		<b>75.68</b>	<b>13:02:33.311</b>

<b>P21 103 Steve LLOYD</b>				
LAP	LAP TIME	DIFF	MPH	TIME OF DAY
1 -	1:27.512	9.533	67.48	12:58:39.053
2 -	1:18.982 (3)	1.003	74.77	12:59:58.035
3 -	1:18.521 (2)	0.542	75.21	13:01:16.556
4 -	<b>1:17.979 (1)</b>		<b>75.73</b>	<b>13:02:34.535</b>

<b>P22 31 Neil MACDONALD</b>				
LAP	LAP TIME	DIFF	MPH	TIME OF DAY
1 -	1:27.167	8.615	67.75	12:58:38.708
2 -	1:18.961 (3)	0.409	74.79	12:59:57.669
3 -	<b>1:18.552 (1)</b>		<b>75.18</b>	<b>13:01:16.221</b>
4 -	1:18.621 (2)	0.069	75.11	13:02:34.842

<b>P23 40 Tristan ROGERS</b>				
LAP	LAP TIME	DIFF	MPH	TIME OF DAY
1 -	1:28.260	10.654	66.91	12:58:39.801
2 -	1:19.659 (3)	2.053	74.13	12:59:59.460
3 -	1:18.214 (2)	0.608	75.50	13:01:17.674
4 -	<b>1:17.606 (1)</b>		<b>76.09</b>	<b>13:02:35.280</b>

<b>P24 83 James CANNON</b>				
LAP	LAP TIME	DIFF	MPH	TIME OF DAY
1 -	1:28.069	9.422	67.05	12:58:39.610
2 -	1:19.823 (3)	1.176	73.98	12:59:59.433
3 -	1:19.201 (2)	0.554	74.56	13:01:18.634
4 -	<b>1:18.647 (1)</b>		<b>75.09</b>	<b>13:02:37.281</b>

DIFF = Difference To Personal Best Lap

<b>P25 71 Jack GODDEN</b>				
LAP	LAP TIME	DIFF	MPH	TIME OF DAY
1 -	1:37.408	20.080	60.62	12:58:48.949
2 -	<b>1:17.328 (1)</b>		<b>76.37</b>	<b>13:00:06.277</b>
3 -	1:18.168 (2)	0.840	75.55	13:01:24.445
4 -	1:18.473 (3)	1.145	75.25	13:02:42.918

<b>P26 360 Sam HOLMAN</b>				
LAP	LAP TIME	DIFF	MPH	TIME OF DAY
1 -	1:36.818	19.663	60.99	12:58:48.359
2 -	<b>1:17.155 (1)</b>		<b>76.54</b>	<b>13:00:05.514</b>
3 -	1:18.232 (2)	1.077	75.48	13:01:23.746
4 -	1:19.585 (3)	2.430	74.20	13:02:43.331

<b>P27 106 Jose CARVALHO</b>				
LAP	LAP TIME	DIFF	MPH	TIME OF DAY
1 -	1:31.327	12.665	64.66	12:58:42.868
2 -	1:22.465 (3)	3.803	71.61	13:00:05.333
3 -	1:19.838 (2)	1.176	73.97	13:01:25.171
4 -	<b>1:18.662 (1)</b>		<b>75.07</b>	<b>13:02:43.833</b>

<b>P28 325 Callum DAVIES</b>				
LAP	LAP TIME	DIFF	MPH	TIME OF DAY
1 -	1:30.554	9.882	65.21	12:58:42.095
2 -	<b>1:20.672 (1)</b>		<b>73.20</b>	<b>13:00:02.767</b>
3 -	1:21.702 (3)	1.030	72.28	13:01:24.469
4 -	1:20.816 (2)	0.144	73.07	13:02:45.285

<b>P29 105 Michael LAVERY</b>				
LAP	LAP TIME	DIFF	MPH	TIME OF DAY
1 -	1:31.450	12.246	64.57	12:58:42.991
2 -	1:20.419 (2)	1.215	73.43	13:00:03.410
3 -	1:20.478 (3)	1.274	73.38	13:01:23.888
4 -	<b>1:19.204 (1)</b>		<b>74.56</b>	<b>13:02:43.092</b>

<b>P30 8 John TURNER</b>				
LAP	LAP TIME	DIFF	MPH	TIME OF DAY
1 -	1:30.704	10.155	65.10	12:58:42.245
2 -	1:20.767 (2)	0.218	73.11	13:00:03.012
3 -	1:32.875 (3)	12.326	63.58	13:01:35.887
4 -	<b>1:20.549 (1)</b>		<b>73.31</b>	<b>13:02:56.436</b>

# 116 Sprint Trophy & 120 Coupe Cup

## RACE 2 - LAP CHART

LAP 1 @ 12:58:28.276			LAP 2 @ 12:59:41.906			LAP 3 @ 13:00:54.211			LAP 4 @ 13:02:06.975		
NO	BEHIND	LAP TIME	NO	BEHIND	LAP TIME	NO	BEHIND	LAP TIME	NO	BEHIND	LAP TIME
5		1:16.735	5		1:13.630	5		1:12.305	5		1:12.764
59	0.670	1:17.405	59	0.894	1:13.854	59	1.729	1:13.140	59	2.373	1:13.408
209	2.566	1:19.301	209	4.065	1:15.129	209	7.312	1:15.552	209	9.724	1:15.176
555	3.476	1:20.211	555	5.331	1:15.485	173	8.877	1:15.481	173	11.650	1:15.537
173	4.054	1:20.789	173	5.701	1:15.277	555	8.914	1:15.888	555	11.851	1:15.701
228	4.685	1:21.420	228	6.838	1:15.783	228	10.218	1:15.685	228	13.645	1:16.191
104	5.404	1:22.139	104	7.730	1:15.956	104	11.427	1:16.002	104	14.672	1:16.009
10	5.796	1:22.531	30	7.981	1:15.751	30	11.788	1:16.112	30	14.859	1:15.835
30	5.860	1:22.595	10	8.666	1:16.500	10	12.631	1:16.270	10	15.918	1:16.051
151	6.110	1:22.845	151	8.957	1:16.477	151	13.109	1:16.457	151	16.238	1:15.893
25	6.626	1:23.361	320	9.169	1:15.846	25	14.310	1:16.797	320	18.440	1:16.577
320	6.953	1:23.688	25	9.818	1:16.822	320	14.627	1:17.763	333	18.680	1:16.060
333	7.371	1:24.106	333	10.210	1:16.469	333	15.384	1:17.479	25	18.979	1:17.433
233	7.629	1:24.364	233	10.748	1:16.749	233	15.653	1:17.210	233	19.403	1:16.514
102	7.973	1:24.708	102	11.119	1:16.776	102	16.303	1:17.489	102	20.928	1:17.389
101	8.265	1:25.000	101	11.303	1:16.668	101	17.153	1:18.155	101	21.100	1:16.711
47	8.686	1:25.421	47	12.568	1:17.512	47	17.490	1:17.227	47	21.987	1:17.261
55	9.649	1:26.384	28	13.560	1:17.532	28	19.174	1:17.919	28	23.379	1:16.969
28	9.658	1:26.393	55	13.942	1:17.923	55	19.635	1:17.998	55	24.342	1:17.471
31	10.432	1:27.167	82	15.331	1:18.525	82	21.073	1:18.047	82	26.336	1:18.027
82	10.436	1:27.171	31	15.763	1:18.961	31	22.010	1:18.552	103	27.560	1:17.979
103	10.777	1:27.512	103	16.129	1:18.982	103	22.345	1:18.521	31	27.867	1:18.621
83	11.334	1:28.069	83	17.527	1:19.823	40	23.463	1:18.214	40	28.305	1:17.606
40	11.525	1:28.260	40	17.554	1:19.659	83	24.423	1:19.201	83	30.306	1:18.647
325	13.819	1:30.554	325	20.861	1:20.672	360	29.535	1:18.232	71	35.943	1:18.473
8	13.969	1:30.704	8	21.106	1:20.767	105	29.677	1:20.478	105	36.117	1:19.204
44	14.285	1:31.020	105	21.504	1:20.419	71	30.234	1:18.168	360	36.356	1:19.585
106	14.592	1:31.327	44	23.094	1:22.439	325	30.258	1:21.702	106	36.858	1:18.662
105	14.715	1:31.450	106	23.427	1:22.465	106	30.960	1:19.838	44	38.036	1:19.445
360	20.083	1:36.818	360	23.608	1:17.155	44	31.355	1:20.566	325	38.310	1:20.816
71	20.673	1:37.408	71	24.371	1:17.328	8	41.676	1:32.875	8	49.461	1:20.549



# 116 Sprint Trophy & 120 Coupe Cup

## RACE 2 - POSITION CHART

No	Name	Lap Pos	Lap			
			1	2	3	4
5	SEDDON	1	5	5	5	5
59	CARVELL	2	59	59	59	59
209	ABRAHAM	3	209	209	209	209
173	PRIESTWOOD	4	555	555	173	173
555	HIGHCOCK	5	173	173	555	555
228	WAREING	6	228	228	228	228
104	LAVERY	7	104	104	104	104
30	MILES	8	10	30	30	30
151	KEEN	9	30	10	10	10
10	WIGHTON-TURNER	10	151	151	151	151
25	HALL	11	25	320	25	320
320	HOPCROFT-LOPEZ	12	320	25	320	333
233	PERRA	13	333	333	333	25
333	SNEE	14	233	233	233	233
360	HOLMAN	15	102	102	102	102
102	ALLEN	16	101	101	101	101
71	GODDEN	17	47	47	47	47
47	ANDERSON	18	55	28	28	28
101	TINDALL	19	28	55	55	55
40	ROGERS	20	31	82	82	82
28	BEXLEY	21	82	31	31	103
55	CHARLTON	22	103	103	103	31
82	LITTLECHILD	23	83	83	40	40
83	CANNON	24	40	40	83	83
105	LAVERY	25	325	325	360	71
31	MACDONALD	26	8	8	105	105
103	LLOYD	27	44	105	71	360
325	DAVIES	28	106	44	325	106
44	JOHNSON	29	105	106	106	44
8	TURNER	30	360	360	44	325
106	CARVALHO	31	71	71	8	8
78	RAYNES	32				
34	OREILLY	33				
220	FOX	34				

# 116 Sprint Trophy & 120 Coupe Cup

## RACE 2 - STATISTICS

<b>Competitors Started</b>	31
<b>Planned Start</b>	2024-05-18 @ 12:35:01.000
<b>Actual Start</b>	2024-05-18 @ 12:57:11.540
<b>Finish Time</b>	2024-05-18 @ 13:02:05.960
<b>Track Length</b>	1.6404mi.
<b>Total Laps</b>	120
<b>Total Distance Covered</b>	196.8556mi.

### Session Fastest Lap History

NO	NAME	LAP TIME	TIME OF DAY	LAP	VEHICLE
5	Anthony SEDDON	1:13.630	12:59:41.898	2	BMW 120i
5	Anthony SEDDON	1:12.305	13:00:54.202	3	BMW 120i

### Session Leader History

NO	NAME	FROM LAP	LAPS LED	DISTANCE	VEHICLE
5	Anthony SEDDON	1	4	6.56 miles	BMW 120i

### Flag History

TYPE	TIME OF DAY
GREEN	12:57:11.540
FINISH	13:02:05.960

### Flag Statistics

TYPE	COUNT	TOTAL LAPS	TOTAL TIME
Green	1	4	5:50.557
Red	0	0	0.000
Safety Car	0	0	0.000
FCY	0	0	0.000

## 116 Sprint Trophy & 120 Coupe Cup

### RACE 2 - FIRST PART RED FLAG STOP - INFORMATION SHEET



Race Distance: 6 Laps / 9.84 miles

POS	NO	NAME	ENTRY	LAPS	TIME	GAP	DIFF	MPH	BEST	ON	GRD	↑↓
1	5	Anthony SEDDON	BMW 120i	6	7:26.142			79.42	1:12.351	2	1	0
2	59	Rob CARVELL	BMW 120i	6	7:26.903	0.761	0.761	79.28	1:13.642	5	2	0
3	173	Mack PRIESTWOOD	BMW 116i	6	7:37.665	11.523	10.762	77.42	1:15.058	5	3	0
4	209	William ABRAHAM	BMW 116i	6	7:37.706	11.564	0.041	77.41	1:15.280	3	4	0
5	555	Matthew HIGHCOCK	BMW 116i	6	7:38.050	11.908	0.344	77.35	1:15.033	4	6	1
6	228	James WAREING	BMW 116i	6	7:43.451	17.309	5.401	76.45	1:16.187	2	5	-1
7	104	Dan LAVERY	BMW 116i	6	7:47.642	21.500	4.191	75.77	1:16.562	3	9	2
8	30	Harry MILES	BMW 116i	6	7:48.116	21.974	0.474	75.69	1:16.616	3	8	0
9	10	Lewis WIGHTON-TURNER	BMW 116i	6	7:48.471	22.329	0.355	75.63	1:16.462	4	12	3
10	25	Ethan HALL	BMW 116i	6	7:48.636	22.494	0.165	75.61	1:16.453	5	11	1
11	151	Peter KEEN	BMW 116i	6	7:48.663	22.521	0.027	75.60	1:16.356	5	7	-4
12	320	Simon HOPCROFT-LOPEZ	BMW 116i	6	7:53.342	27.200	4.679	74.85	1:16.478	5	21	9
13	233	Gianni PERRA	BMW 116i	6	7:53.720	27.578	0.378	74.79	1:16.790	5	13	0
14	360	Sam HOLMAN	BMW 116i	6	7:57.620	31.478	3.900	74.18	1:17.160	4	20	6
15	102	James ALLEN	BMW 116i	6	7:58.055	31.913	0.435	74.12	1:17.663	4	18	3
16	71	Jack GODDEN	BMW 116i	6	7:58.083	31.941	0.028	74.11	1:17.693	4	28	12
17	333	Daniel SNEE	BMW 116i	6	8:00.470	34.328	2.387	73.74	1:17.182	5	15	-2
18	40	Tristan ROGERS	BMW 116i	6	8:00.578	34.436	0.108	73.73	1:17.496	4	25	7
19	47	Neil ANDERSON	BMW 116i	6	8:00.774	34.632	0.196	73.70	1:17.786	4	27	8
20	55	Lewis CHARLTON	BMW 116i	6	8:01.366	35.224	0.592	73.61	1:17.055	5	22	2
21	82*	Thomas LITTLECHILD	BMW 116i	6	8:03.281	37.139	1.915	73.31	1:18.016	5	30	9
22	101	Will TINDALL	BMW 116i	6	8:04.432	38.290	1.151	73.14	1:16.493	5	17	-5
23	28	Melissa BEXLEY	BMW 116i	6	8:04.841	38.699	0.409	73.08	1:17.951	4	19	-4
24	105	Michael LAVERY	BMW 116i	6	8:08.155	42.013	3.314	72.58	1:18.377	5	26	2
25	83	James CANNON	BMW 116i	6	8:08.274	42.132	0.119	72.56	1:18.591	4	29	4
26	31	Neil MACDONALD	BMW 116i	6	8:08.352	42.210	0.078	72.55	1:18.654	5	33	7
27	78	Paul RAYNES	BMW 116i	5	6:34.583	1 Lap	1 Lap	74.83	1:16.900	5	10	-17
28	220	Neil FOX	BMW 116i	5	6:36.676	1 Lap	2.093	74.43	1:17.209	3	14	-14
29	34	Toby OREILLY	BMW 116i	5	6:36.953	1 Lap	0.277	74.38	1:16.982	5	16	-13
30	103	Steve LLOYD	BMW 116i	5	6:46.603	1 Lap	9.650	72.62	1:18.507	5	24	-6
31	325	Callum DAVIES	BMW 116i	5	6:55.464	1 Lap	8.861	71.07	1:20.575	5	34	3
32	44	Michael JOHNSON	BMW 116i	5	6:55.773	1 Lap	0.309	71.02	1:20.272	5	32	0
33	8	John TURNER	BMW 116i	5	6:56.674	1 Lap	0.901	70.86	1:20.261	4	31	-2
34	106	Jose CARVALHO	BMW 116i	5	6:57.454	1 Lap	0.780	70.73	1:18.187	5	23	-11

#### FASTEST LAP

5	Anthony SEDDON	BMW 120i	2	1:12.351	81.62 mph	131.36 kph
---	----------------	----------	---	----------	-----------	------------

**Comments:**

\*No. 82 - still no working transponder, please rectify for your next race or you will not be timed

Red Flag (end of session): 12:38

Weather / Track : Cloudy / Dry

These results are provisional until the conclusion of any judicial and technical matters.

Date: 18/05/2024 Start: 12:30 Finish: 00:00

Silverstone National: 1.6404 miles

Clerk Of Course: Lynne Spurr

Stewards:

Timekeeper: Stewart Burr



## 116 Sprint Trophy & 120 Coupe Cup

### RACE 9 - GRID (15 minutes) - AMENDED



ROW 17	34	<b>360</b>	1:21.116 Mark MILNE	33	<b>105</b>	1:20.818 Kyle FELTON
ROW 16	32	<b>325</b>	1:19.282 Callum DAVIES	31	<b>8</b>	1:19.101 John TURNER
ROW 15	30	<b>44</b>	1:18.661 Michael JOHNSON	29	<b>55</b>	1:18.165 Jakub NOWAK
ROW 14	28	<b>71</b>	1:17.570 Jack GODDEN	27	<b>83</b>	1:17.510 James CANNON
ROW 13	26	<b>82</b>	1:17.481 Thomas LITTLECHILD	25	<b>47</b>	1:17.222 Neil ANDERSON
ROW 12	24	<b>40</b>	1:17.191 Giles CARTER	23	<b>31</b>	1:17.164 David SMITH
ROW 11	22	<b>333</b>	1:17.121 Ben SNEE	21	<b>106</b>	1:16.967 Jose CARVALHO
ROW 10	20	<b>28</b>	1:16.869 Melissa BEXLEY	19	<b>220</b>	1:16.856 Austin BRAUSER
ROW 9	18	<b>103</b>	1:16.669 Sammy WALTON	17	<b>34</b>	1:16.625 Toby OREILLY
ROW 8	16	<b>78</b>	1:16.553 James POOLE	15	<b>102</b>	1:16.211 James ALLEN
ROW 7	14	<b>25</b>	1:16.178 Ethan HALL	13	<b>320</b>	1:16.123 Simon HOPCROFT-LOPEZ
ROW 6	12	<b>233</b>	1:16.018 Gianni PERRA	11	<b>151</b>	1:16.001 Peter KEEN
ROW 5	10	<b>30</b>	1:15.987 Harry MILES	9	<b>228</b>	1:15.934 James WAREING
ROW 4	8	<b>10</b>	1:15.808 Paul WIGHTON	7	<b>104</b>	1:15.777 Ben DOBBS
ROW 3	6	<b>101</b>	1:15.658 Ben WILLSHIRE	5	<b>555</b>	1:15.399 Matthew HIGHCOCK
ROW 2	4	<b>173</b>	1:15.365 Mack PRIESTWOOD	3	<b>209</b>	1:15.125 William ABRAHAM
ROW 1	2	<b>59</b>	1:13.057 Rob CARVELL	1	<b>5</b>	1:11.677 Anthony SEDDON
<b>Pole</b>						

**Comments:**

\*No. 233 - correction of driver

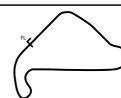
These results are provisional until the conclusion of any judicial and technical matters.

Silverstone National: 1.6404 miles

Clerk Of Course: Lynne Spurr

Stewards:

Timekeeper: Stewart Burr





## 116 Sprint Trophy & 120 Coupe Cup

### RACE 9 - CLASSIFICATION - AMENDED

Race Distance: 13 Laps / 21.32 miles

POS	NO	NAME	ENTRY	LAPS	TIME	GAP	DIFF	MPH	BEST	ON	GRD	↑↓
1	5	Anthony SEDDON	BMW 120i	13	15:55.206			80.37	1:12.692	10	1	0
2	59	Rob CARVELL	BMW 120i	13	15:56.069	0.863	0.863	80.30	1:12.826	10	2	0
3	209	William ABRAHAM	BMW 116i	13	16:28.419	33.213	32.350	77.67	1:15.110	9	3	0
4	173	Mack PRIESTWOOD	BMW 116i	13	16:28.750	33.544	0.331	77.64	1:15.265	4	4	0
5	555	Matthew HIGHCOCK	BMW 116i	13	16:29.483	34.277	0.733	77.58	1:14.970	9	5	0
6	151	Peter KEEN	BMW 116i	13	16:33.261	38.055	3.778	77.29	1:15.393	2	11	5
7	30	Harry MILES	BMW 116i	13	16:36.048	40.842	2.787	77.07	1:15.636	8	10	3
8	320	Simon HOPCROFT-LOPEZ	BMW 116i	13	16:42.353	47.147	6.305	76.59	1:16.104	10	13	5
9	101	Ben WILLSHIRE	BMW 116i	13	16:42.576	47.370	0.223	76.57	1:15.844	2	6	-3
10	102	James ALLEN	BMW 116i	13	16:56.165	1:00.959	13.589	75.55	1:16.442	5	15	5
11	104	Ben DOBBS	BMW 116i	13	16:56.462	1:01.256	0.297	75.53	1:16.086	10	7	-4
12	25	Ethan HALL	BMW 116i	13	16:57.036	1:01.830	0.574	75.48	1:16.296	9	14	2
13	333	Ben SNEE	BMW 116i	13	16:57.204	1:01.998	0.168	75.47	1:16.667	11	22	9
14	10	Paul WIGHTON	BMW 116i	13	16:58.604	1:03.398	1.400	75.37	1:16.296	10	8	-6
15	28	Melissa BEXLEY	BMW 116i	13	16:59.477	1:04.271	0.873	75.30	1:17.110	12	20	5
16	71	Jack GODDEN	BMW 116i	13	16:59.982	1:04.776	0.505	75.26	1:17.221	4	28	12
17	31	David SMITH	BMW 116i	13	17:01.263	1:06.057	1.281	75.17	1:17.044	9	23	6
18	228	James WAREING	BMW 116i	13	17:02.770	1:07.564	1.507	75.06	1:16.134	10	9	-9
19	103	Sammy WALTON	BMW 116i	13	17:02.779	1:07.573	0.009	75.06	1:17.224	9	18	-1
20	220	Austin BRAUSER	BMW 116i	13	17:03.014	1:07.808	0.235	75.04	1:16.992	10	19	-1
21	233*	Gianni PERRA	BMW 116i	13	17:03.791	1:08.585	0.777	74.98	1:16.283	9	12	-9
22	55	Jakub NOWAK	BMW 116i	13	17:11.447	1:16.241	7.656	74.43	1:17.505	5	29	7
23	47	Neil ANDERSON	BMW 116i	12	15:55.246	1 Lap	1 Lap	74.18	1:16.890	7	25	2
24	82	Thomas LITTLECHILD	BMW 116i	12	16:03.709	1 Lap	8.463	73.53	1:17.324	10	26	2
25	105	Kyle FELTON	BMW 116i	12	16:04.945	1 Lap	1.236	73.44	1:18.517	8	33	8
26	40	Giles CARTER	BMW 116i	12	16:04.946	1 Lap	0.001	73.44	1:18.020	6	24	-2
27	325	Callum DAVIES	BMW 116i	12	16:12.899	1 Lap	7.953	72.84	1:19.083	10	32	5
28	8	John TURNER	BMW 116i	12	16:12.967	1 Lap	0.068	72.83	1:19.125	8	31	3
29	360	Mark MILNE	BMW 116i	12	16:13.732	1 Lap	0.765	72.77	1:18.888	9	34	5

#### NOT CLASSIFIED

DNF	83	James CANNON	BMW 116i	11	14:54.868	2 Laps	1 Lap	72.59	1:18.661	2	27	
DNF	106	Jose CARVALHO	BMW 116i	11	15:31.688	2 Laps	36.820	69.72	1:17.732	5	21	

#### NOT STARTED

NS	78	James POOLE	BMW 116i									16
NS	34	Toby OREILLY	BMW 116i									17
NS	44	Michael JOHNSON	BMW 116i									30

#### FASTEST LAP

5	Anthony SEDDON	BMW 120i	10	1:12.692	81.24 mph	130.74 kph
---	----------------	----------	----	----------	-----------	------------

#### Comments:

\*No. 233 - 8 second time penalty applied for causing a collision

Weather / Track : Bright / Dry

These results are provisional until the conclusion of any judicial and technical matters.

Date: 18/05/2024 Start: 17:15 Finish: 17:31  
Silverstone National: 1.6404 miles

Clerk Of Course: Lynne Spurr

Stewards:

Timekeeper: Stewart Burr



# 116 Sprint Trophy & 120 Coupe Cup

## RACE 9 - LAP ANALYSIS

DIFF = Difference To Personal Best Lap

<b>P1 5 Anthony SEDDON</b>				
LAP	LAP TIME	DIFF	MPH	TIME OF DAY
1 -	1:16.636	3.944	77.06	17:16:38.448
2 -	1:13.047	0.355	80.84	17:17:51.495
3 -	1:13.191	0.499	80.68	17:19:04.686
4 -	1:12.980	0.288	80.92	17:20:17.666
5 -	1:12.898 (2)	0.206	81.01	17:21:30.564
6 -	1:13.148	0.456	80.73	17:22:43.712
7 -	1:12.949	0.257	80.95	17:23:56.661
8 -	1:13.076	0.384	80.81	17:25:09.737
9 -	1:12.900 (3)	0.208	81.01	17:26:22.637
<b>10 -</b>	<b>1:12.692 (1)</b>		<b>81.24</b>	<b>17:27:35.329</b>
11 -	1:13.104	0.412	80.78	17:28:48.433
12 -	1:15.483	2.791	78.23	17:30:03.916
13 -	1:13.102	0.410	80.78	17:31:17.018

<b>P2 59 Rob CARVELL</b>				
LAP	LAP TIME	DIFF	MPH	TIME OF DAY
1 -	1:17.379	4.553	76.32	17:16:39.191
2 -	1:13.382	0.556	80.47	17:17:52.573
3 -	1:12.952	0.126	80.95	17:19:05.525
4 -	1:12.919 (3)	0.093	80.98	17:20:18.444
5 -	1:12.888 (2)	0.062	81.02	17:21:31.332
6 -	1:13.040	0.214	80.85	17:22:44.372
7 -	1:12.963	0.137	80.94	17:23:57.335
8 -	1:12.998	0.172	80.90	17:25:10.333
9 -	1:13.011	0.185	80.88	17:26:23.344
<b>10 -</b>	<b>1:12.826 (1)</b>		<b>81.09</b>	<b>17:27:36.170</b>
11 -	1:12.959	0.133	80.94	17:28:49.129
12 -	1:15.747	2.921	77.96	17:30:04.876
13 -	1:13.005	0.179	80.89	17:31:17.881

<b>P3 209 William ABRAHAM</b>				
LAP	LAP TIME	DIFF	MPH	TIME OF DAY
1 -	1:19.658	4.548	74.13	17:16:41.470
2 -	1:16.425	1.315	77.27	17:17:57.895
3 -	1:15.367	0.257	78.35	17:19:13.262
4 -	1:15.119 (2)	0.009	78.61	17:20:28.381
5 -	1:15.355 (3)	0.245	78.37	17:21:43.736
6 -	1:16.139	1.029	77.56	17:22:59.875
7 -	1:16.371	1.261	77.32	17:24:16.246
8 -	1:15.765	0.655	77.94	17:25:32.011
<b>9 -</b>	<b>1:15.110 (1)</b>		<b>78.62</b>	<b>17:26:47.121</b>
10 -	1:15.698	0.588	78.01	17:28:02.819
11 -	1:15.500	0.390	78.22	17:29:18.319
12 -	1:16.532	1.422	77.16	17:30:34.851
13 -	1:15.380	0.270	78.34	17:31:50.231

<b>P4 173 Mack PRIESTWOOD</b>				
LAP	LAP TIME	DIFF	MPH	TIME OF DAY
1 -	1:19.862	4.597	73.94	17:16:41.674
2 -	1:16.443	1.178	77.25	17:17:58.117
3 -	1:15.362 (3)	0.097	78.36	17:19:13.479
<b>4 -</b>	<b>1:15.265 (1)</b>		<b>78.46</b>	<b>17:20:28.744</b>
5 -	1:15.316 (2)	0.051	78.41	17:21:44.060
6 -	1:15.741	0.476	77.97	17:22:59.801
7 -	1:16.117	0.852	77.58	17:24:15.918
8 -	1:15.630	0.365	78.08	17:25:31.548
9 -	1:15.400	0.135	78.32	17:26:46.948
10 -	1:15.763	0.498	77.94	17:28:02.711
11 -	1:15.937	0.672	77.77	17:29:18.648
12 -	1:16.541	1.276	77.15	17:30:35.189

DIFF = Difference To Personal Best Lap

13 - 1:15.373 0.108 78.35 17:31:50.562

<b>P5 555 Matthew HIGHCOCK</b>				
LAP	LAP TIME	DIFF	MPH	TIME OF DAY
1 -	1:20.045	5.075	73.77	17:16:41.857
2 -	1:16.570	1.600	77.12	17:17:58.427
3 -	1:15.339 (2)	0.369	78.38	17:19:13.766
4 -	1:15.375	0.405	78.35	17:20:29.141
5 -	1:15.343 (3)	0.373	78.38	17:21:44.484
6 -	1:15.427	0.457	78.29	17:22:59.911
7 -	1:16.308	1.338	77.39	17:24:16.219
8 -	1:16.291	1.321	77.40	17:25:32.510
<b>9 -</b>	<b>1:14.970 (1)</b>		<b>78.77</b>	<b>17:26:47.480</b>
10 -	1:15.635	0.665	78.08	17:28:03.115
11 -	1:15.758	0.788	77.95	17:29:18.873
12 -	1:16.884	1.914	76.81	17:30:35.757
13 -	1:15.538	0.568	78.18	17:31:51.295

<b>P6 151 Peter KEEN</b>				
LAP	LAP TIME	DIFF	MPH	TIME OF DAY
1 -	1:23.027	7.634	71.12	17:16:44.839
<b>2 -</b>	<b>1:15.393 (1)</b>		<b>78.33</b>	<b>17:18:00.232</b>
3 -	1:16.067	0.674	77.63	17:19:16.299
4 -	1:16.318	0.925	77.38	17:20:32.617
5 -	1:16.255	0.862	77.44	17:21:48.872
6 -	1:16.079	0.686	77.62	17:23:04.951
7 -	1:15.920	0.527	77.78	17:24:20.871
8 -	1:15.430 (2)	0.037	78.29	17:25:36.301
9 -	1:15.909	0.516	77.79	17:26:52.210
10 -	1:15.594 (3)	0.201	78.12	17:28:07.804
11 -	1:15.704	0.311	78.00	17:29:23.508
12 -	1:15.851	0.458	77.85	17:30:39.359
13 -	1:15.714	0.321	77.99	17:31:55.073

<b>P7 30 Harry MILES</b>				
LAP	LAP TIME	DIFF	MPH	TIME OF DAY
1 -	1:21.963	6.327	72.05	17:16:43.775
2 -	1:15.966	0.330	77.74	17:17:59.741
3 -	1:16.326	0.690	77.37	17:19:16.067
4 -	1:16.501	0.865	77.19	17:20:32.568
5 -	1:16.893	1.257	76.80	17:21:49.461
6 -	1:15.977	0.341	77.72	17:23:05.438
7 -	1:15.921 (2)	0.285	77.78	17:24:21.359
<b>8 -</b>	<b>1:15.636 (1)</b>		<b>78.08</b>	<b>17:25:36.995</b>
9 -	1:15.964 (3)	0.328	77.74	17:26:52.959
10 -	1:16.072	0.436	77.63	17:28:09.031
11 -	1:16.015	0.379	77.69	17:29:25.046
12 -	1:16.211	0.575	77.49	17:30:41.257
13 -	1:16.603	0.967	77.09	17:31:57.860

<b>P8 320 Simon HOPCROFT-LOPEZ</b>				
LAP	LAP TIME	DIFF	MPH	TIME OF DAY
1 -	1:23.760	7.656	70.50	17:16:45.572
2 -	1:16.584	0.480	77.11	17:18:02.156
3 -	1:16.802	0.698	76.89	17:19:18.958
4 -	1:16.565	0.461	77.13	17:20:35.523
5 -	1:16.181 (2)	0.077	77.52	17:21:51.704
6 -	1:16.374	0.270	77.32	17:23:08.078
7 -	1:16.303	0.199	77.39	17:24:24.381
8 -	1:16.455	0.351	77.24	17:25:40.836
9 -	1:16.488	0.384	77.21	17:26:57.324
<b>10 -</b>	<b>1:16.104 (1)</b>		<b>77.59</b>	<b>17:28:13.428</b>

# 116 Sprint Trophy & 120 Coupe Cup

## RACE 9 - LAP ANALYSIS

DIFF = Difference To Personal Best Lap

11 -	1:16.619	0.515	77.07	17:29:30.047
12 -	1:16.295 (3)	0.191	77.40	17:30:46.342
13 -	1:17.823	1.719	75.88	17:32:04.165

### P9 101 Ben WILLSHIRE

LAP	LAP TIME	DIFF	MPH	TIME OF DAY
1 -	1:23.403	7.559	70.80	17:16:45.215
2 -	<b>1:15.844 (1)</b>		<b>77.86</b>	<b>17:18:01.059</b>
3 -	1:16.184 (3)	0.340	77.51	17:19:17.243
4 -	1:16.128 (2)	0.284	77.57	17:20:33.371
5 -	1:16.466	0.622	77.23	17:21:49.837
6 -	1:16.202	0.358	77.50	17:23:06.039
7 -	1:16.496	0.652	77.20	17:24:22.535
8 -	1:16.494	0.650	77.20	17:25:39.029
9 -	1:16.665	0.821	77.03	17:26:55.694
10 -	1:16.850	1.006	76.84	17:28:12.544
11 -	1:16.690	0.846	77.00	17:29:29.234
12 -	1:16.963	1.119	76.73	17:30:46.197
13 -	1:18.191	2.347	75.52	17:32:04.388

### P10 233 Gianni PERRA

LAP	LAP TIME	DIFF	MPH	TIME OF DAY
1 -	1:24.975	8.692	69.49	17:16:46.787
2 -	1:18.391	2.108	75.33	17:18:05.178
3 -	1:16.516	0.233	77.18	17:19:21.694
4 -	1:16.596	0.313	77.10	17:20:38.290
5 -	1:16.634	0.351	77.06	17:21:54.924
6 -	1:17.093	0.810	76.60	17:23:12.017
7 -	1:16.723	0.440	76.97	17:24:28.740
8 -	1:16.444 (3)	0.161	77.25	17:25:45.184
9 -	<b>1:16.283 (1)</b>		<b>77.41</b>	<b>17:27:01.467</b>
10 -	1:16.352 (2)	0.069	77.34	17:28:17.819
11 -	1:17.109	0.826	76.58	17:29:34.928
12 -	1:22.577	6.294	71.51	17:30:57.505
13 -	1:20.098	3.815	73.73	17:32:17.603

### P11 102 James ALLEN

LAP	LAP TIME	DIFF	MPH	TIME OF DAY
1 -	1:25.306	8.864	69.22	17:16:47.118
2 -	1:17.532	1.090	76.17	17:18:04.650
3 -	1:17.566	1.124	76.13	17:19:22.216
4 -	1:17.820	1.378	75.88	17:20:40.036
5 -	<b>1:16.442 (1)</b>		<b>77.25</b>	<b>17:21:56.478</b>
6 -	1:17.197	0.755	76.50	17:23:13.675
7 -	1:17.411	0.969	76.28	17:24:31.086
8 -	1:16.925	0.483	76.77	17:25:48.011
9 -	1:17.130	0.688	76.56	17:27:05.141
10 -	1:16.832 (3)	0.390	76.86	17:28:21.973
11 -	1:16.801 (2)	0.359	76.89	17:29:38.774
12 -	1:19.931	3.489	73.88	17:30:58.705
13 -	1:19.272	2.830	74.49	17:32:17.977

### P12 104 Ben DOBBS

LAP	LAP TIME	DIFF	MPH	TIME OF DAY
1 -	1:24.713	8.627	69.71	17:16:46.525
2 -	1:19.048	2.962	74.70	17:18:05.573
3 -	1:16.942	0.856	76.75	17:19:22.515
4 -	1:17.748	1.662	75.95	17:20:40.263
5 -	1:16.455	0.369	77.24	17:21:56.718
6 -	1:16.715	0.629	76.98	17:23:13.433
7 -	1:16.365 (3)	0.279	77.33	17:24:29.798
8 -	1:16.675	0.589	77.02	17:25:46.473

DIFF = Difference To Personal Best Lap

9 -	1:16.241 (2)	0.155	77.46	17:27:02.714
<b>10 -</b>	<b>1:16.086 (1)</b>		<b>77.61</b>	<b>17:28:18.800</b>
11 -	1:16.893	0.807	76.80	17:29:35.693
12 -	1:22.466	6.380	71.61	17:30:58.159
13 -	1:20.115	4.029	73.71	17:32:18.274

### P13 25 Ethan HALL

LAP	LAP TIME	DIFF	MPH	TIME OF DAY
1 -	1:24.822	8.526	69.62	17:16:46.634
2 -	1:17.543	1.247	76.15	17:18:04.177
3 -	1:17.546	1.250	76.15	17:19:21.723
4 -	1:16.911	0.615	76.78	17:20:38.634
5 -	1:16.552 (3)	0.256	77.14	17:21:55.186
6 -	1:17.314	1.018	76.38	17:23:12.500
7 -	1:16.929	0.633	76.76	17:24:29.429
8 -	1:16.596	0.300	77.10	17:25:46.025
9 -	<b>1:16.296 (1)</b>		<b>77.40</b>	<b>17:27:02.321</b>
10 -	1:16.348 (2)	0.052	77.35	17:28:18.669
11 -	1:17.300	1.004	76.39	17:29:35.969
12 -	1:21.573	5.277	72.39	17:30:57.542
13 -	1:21.306	5.010	72.63	17:32:18.848

### P14 333 Ben SNEE

LAP	LAP TIME	DIFF	MPH	TIME OF DAY
1 -	1:26.815	10.148	68.02	17:16:48.627
2 -	1:18.310	1.643	75.41	17:18:06.937
3 -	1:18.968	2.301	74.78	17:19:25.905
4 -	1:17.357	0.690	76.34	17:20:43.262
5 -	1:17.821	1.154	75.88	17:22:01.083
6 -	1:17.143	0.476	76.55	17:23:18.226
7 -	1:17.050	0.383	76.64	17:24:35.276
8 -	1:17.017	0.350	76.68	17:25:52.293
9 -	1:17.858	1.191	75.85	17:27:10.151
10 -	1:16.805 (3)	0.138	76.89	17:28:26.956
<b>11 -</b>	<b>1:16.667 (1)</b>		<b>77.03</b>	<b>17:29:43.623</b>
12 -	1:16.674 (2)	0.007	77.02	17:31:00.297
13 -	1:18.719	2.052	75.02	17:32:19.016

### P15 10 Paul WIGHTON

LAP	LAP TIME	DIFF	MPH	TIME OF DAY
1 -	1:25.984	9.688	68.68	17:16:47.796
2 -	1:20.519	4.223	73.34	17:18:08.315
3 -	1:18.390	2.094	75.33	17:19:26.705
4 -	1:18.271	1.975	75.45	17:20:44.976
5 -	1:17.551	1.255	76.15	17:22:02.527
6 -	1:16.765	0.469	76.93	17:23:19.292
7 -	1:16.838	0.542	76.85	17:24:36.130
8 -	1:16.912	0.616	76.78	17:25:53.042
9 -	1:16.818	0.522	76.87	17:27:09.860
<b>10 -</b>	<b>1:16.296 (1)</b>		<b>77.40</b>	<b>17:28:26.156</b>
11 -	1:16.317 (2)	0.021	77.38	17:29:42.473
12 -	1:16.642 (3)	0.346	77.05	17:30:59.115
13 -	1:21.301	5.005	72.63	17:32:20.416

### P16 28 Melissa BEXLEY

LAP	LAP TIME	DIFF	MPH	TIME OF DAY
1 -	1:25.597	8.487	68.99	17:16:47.409
2 -	1:18.868	1.758	74.88	17:18:06.277
3 -	1:17.985	0.875	75.72	17:19:24.262
4 -	1:17.487	0.377	76.21	17:20:41.749
5 -	1:17.737	0.627	75.96	17:21:59.486
6 -	1:17.627	0.517	76.07	17:23:17.113

# 116 Sprint Trophy & 120 Coupe Cup

## RACE 9 - LAP ANALYSIS

DIFF = Difference To Personal Best Lap

7 -	1:17.690	0.580	76.01	17:24:34.803
8 -	1:17.343 (3)	0.233	76.35	17:25:52.146
9 -	1:18.876	1.766	74.87	17:27:11.022
10 -	1:18.224	1.114	75.49	17:28:29.246
11 -	1:17.260 (2)	0.150	76.43	17:29:46.506
12 -	<b>1:17.110 (1)</b>		<b>76.58</b>	<b>17:31:03.616</b>
13 -	1:17.673	0.563	76.03	17:32:21.289

### P17 71 Jack GODDEN

LAP	LAP TIME	DIFF	MPH	TIME OF DAY
1 -	1:27.673	10.452	67.35	17:16:49.485
2 -	1:17.727	0.506	75.97	17:18:07.212
3 -	1:18.219	0.998	75.50	17:19:25.431
4 -	<b>1:17.221 (1)</b>		<b>76.47</b>	<b>17:20:42.652</b>
5 -	1:17.387 (3)	0.166	76.31	17:22:00.039
6 -	1:17.521	0.300	76.18	17:23:17.560
7 -	1:17.668	0.447	76.03	17:24:35.228
8 -	1:17.886	0.665	75.82	17:25:53.114
9 -	1:17.717	0.496	75.98	17:27:10.831
10 -	1:18.384	1.163	75.34	17:28:29.215
11 -	1:17.745	0.524	75.96	17:29:46.960
12 -	1:17.368 (2)	0.147	76.33	17:31:04.328
13 -	1:17.466	0.245	76.23	17:32:21.794

### P18 31 David SMITH

LAP	LAP TIME	DIFF	MPH	TIME OF DAY
1 -	1:27.381	10.337	67.58	17:16:49.193
2 -	1:18.130	1.086	75.58	17:18:07.323
3 -	1:19.675	2.631	74.12	17:19:26.998
4 -	1:18.342	1.298	75.38	17:20:45.340
5 -	1:17.913	0.869	75.79	17:22:03.253
6 -	1:18.024	0.980	75.69	17:23:21.277
7 -	1:17.622	0.578	76.08	17:24:38.899
8 -	1:17.449	0.405	76.25	17:25:56.348
9 -	<b>1:17.044 (1)</b>		<b>76.65</b>	<b>17:27:13.392</b>
10 -	1:17.278	0.234	76.42	17:28:30.670
11 -	1:18.007	0.963	75.70	17:29:48.677
12 -	1:17.176 (2)	0.132	76.52	17:31:05.853
13 -	1:17.222 (3)	0.178	76.47	17:32:23.075

### P19 228 James WAREING

LAP	LAP TIME	DIFF	MPH	TIME OF DAY
1 -	1:25.023	8.889	69.45	17:16:46.835
2 -	1:19.084	2.950	74.67	17:18:05.919
3 -	1:16.653	0.519	77.04	17:19:22.572
4 -	1:16.845	0.711	76.85	17:20:39.417
5 -	1:16.252 (3)	0.118	77.44	17:21:55.669
6 -	1:16.588	0.454	77.10	17:23:12.257
7 -	1:17.030	0.896	76.66	17:24:29.287
8 -	1:16.170 (2)	0.036	77.53	17:25:45.457
9 -	1:16.464	0.330	77.23	17:27:01.921
10 -	<b>1:16.134 (1)</b>		<b>77.56</b>	<b>17:28:18.055</b>
11 -	1:16.833	0.699	76.86	17:29:34.888
12 -	1:22.952	6.818	71.19	17:30:57.840
13 -	1:26.742	10.608	68.08	17:32:24.582

### P20 103 Sammy WALTON

LAP	LAP TIME	DIFF	MPH	TIME OF DAY
1 -	1:26.465	9.241	68.30	17:16:48.277
2 -	1:18.495	1.271	75.23	17:18:06.772
3 -	1:18.434	1.210	75.29	17:19:25.206
4 -	1:18.353	1.129	75.37	17:20:43.559

DIFF = Difference To Personal Best Lap

5 -	1:17.739	0.515	75.96	17:22:01.298
6 -	1:17.816	0.592	75.89	17:23:19.114
7 -	1:17.810	0.586	75.89	17:24:36.924
8 -	1:18.030	0.806	75.68	17:25:54.954
9 -	<b>1:17.224 (1)</b>		<b>76.47</b>	<b>17:27:12.178</b>
10 -	1:18.236	1.012	75.48	17:28:30.414
11 -	1:19.051	1.827	74.70	17:29:49.465
12 -	1:17.507 (2)	0.283	76.19	17:31:06.972
13 -	1:17.619 (3)	0.395	76.08	17:32:24.591

### P21 220 Austin BRAUSER

LAP	LAP TIME	DIFF	MPH	TIME OF DAY
1 -	1:27.819	10.827	67.24	17:16:49.631
2 -	1:17.908	0.916	75.80	17:18:07.539
3 -	1:18.939	1.947	74.81	17:19:26.478
4 -	1:17.889	0.897	75.82	17:20:44.367
5 -	1:17.889	0.897	75.82	17:22:02.256
6 -	1:18.330	1.338	75.39	17:23:20.586
7 -	1:17.156 (2)	0.164	76.54	17:24:37.742
8 -	1:17.495 (3)	0.503	76.20	17:25:55.237
9 -	1:17.567	0.575	76.13	17:27:12.804
10 -	<b>1:16.992 (1)</b>		<b>76.70</b>	<b>17:28:29.796</b>
11 -	1:19.103	2.111	74.65	17:29:48.899
12 -	1:18.215	1.223	75.50	17:31:07.114
13 -	1:17.712	0.720	75.99	17:32:24.826

### P22 55 Jakub NOWAK

LAP	LAP TIME	DIFF	MPH	TIME OF DAY
1 -	1:29.331	11.826	66.10	17:16:51.143
2 -	1:18.530	1.025	75.20	17:18:09.673
3 -	1:18.480	0.975	75.25	17:19:28.153
4 -	1:18.842	1.337	74.90	17:20:46.995
5 -	<b>1:17.505 (1)</b>		<b>76.19</b>	<b>17:22:04.500</b>
6 -	1:17.532 (2)	0.027	76.17	17:23:22.032
7 -	1:18.649	1.144	75.08	17:24:40.681
8 -	1:18.133 (3)	0.628	75.58	17:25:58.814
9 -	1:18.403	0.898	75.32	17:27:17.217
10 -	1:19.643	2.138	74.15	17:28:36.860
11 -	1:19.104	1.599	74.65	17:29:55.964
12 -	1:18.532	1.027	75.20	17:31:14.496
13 -	1:18.763	1.258	74.98	17:32:33.259

### P23 47 Neil ANDERSON

LAP	LAP TIME	DIFF	MPH	TIME OF DAY
1 -	1:28.489	11.599	66.73	17:16:50.301
2 -	1:18.189	1.299	75.53	17:18:08.490
3 -	1:18.078	1.188	75.63	17:19:26.568
4 -	1:18.223	1.333	75.49	17:20:44.791
5 -	1:18.196	1.306	75.52	17:22:02.987
6 -	1:17.177	0.287	76.52	17:23:20.164
7 -	<b>1:16.890 (1)</b>		<b>76.80</b>	<b>17:24:37.054</b>
8 -	1:17.549	0.659	76.15	17:25:54.603
9 -	1:16.980 (2)	0.090	76.71	17:27:11.583
10 -	1:17.991	1.101	75.72	17:28:29.574
11 -	1:30.382	13.492	65.34	17:29:59.956
12 -	1:17.102 (3)	0.212	76.59	17:31:17.058

### P24 82 Thomas LITTLECHILD

LAP	LAP TIME	DIFF	MPH	TIME OF DAY
1 -	1:30.302	12.978	65.39	17:16:52.114
2 -	1:18.888	1.564	74.86	17:18:11.002
3 -	1:18.904	1.580	74.84	17:19:29.906



# 116 Sprint Trophy & 120 Coupe Cup

## RACE 9 - LAP ANALYSIS

DIFF = Difference To Personal Best Lap

4 -	1:18.470	1.146	75.26	17:20:48.376
5 -	1:22.573	5.249	71.52	17:22:10.949
6 -	1:18.254 (3)	0.930	75.46	17:23:29.203
7 -	1:18.494	1.170	75.23	17:24:47.697
8 -	1:18.547	1.223	75.18	17:26:06.244
9 -	1:24.358	7.034	70.00	17:27:30.602
<b>10 -</b>	<b>1:17.324 (1)</b>		<b>76.37</b>	<b>17:28:47.926</b>
11 -	1:19.581	2.257	74.20	17:30:07.507
12 -	1:18.014 (2)	0.690	75.70	17:31:25.521

### P25 105 Kyle FELTON

LAP	LAP TIME	DIFF	MPH	TIME OF DAY
1 -	1:31.128	12.611	64.80	17:16:52.940
2 -	1:19.810	1.293	73.99	17:18:12.750
3 -	1:18.524 (2)	0.007	75.20	17:19:31.274
4 -	1:18.906	0.389	74.84	17:20:50.180
5 -	1:19.890	1.373	73.92	17:22:10.070
6 -	1:18.848	0.331	74.89	17:23:28.918
7 -	1:19.670	1.153	74.12	17:24:48.588
<b>8 -</b>	<b>1:18.517 (1)</b>		<b>75.21</b>	<b>17:26:07.105</b>
9 -	1:18.650 (3)	0.133	75.08	17:27:25.755
10 -	1:18.905	0.388	74.84	17:28:44.660
11 -	1:22.984	4.467	71.16	17:30:07.644
12 -	1:19.113	0.596	74.64	17:31:26.757

### P26 40 Giles CARTER

LAP	LAP TIME	DIFF	MPH	TIME OF DAY
1 -	1:29.375	11.355	66.07	17:16:51.187
2 -	1:19.561	1.541	74.22	17:18:10.748
3 -	1:19.060	1.040	74.69	17:19:29.808
4 -	1:20.462	2.442	73.39	17:20:50.270
5 -	1:20.333	2.313	73.51	17:22:10.603
<b>6 -</b>	<b>1:18.020 (1)</b>		<b>75.69</b>	<b>17:23:28.623</b>
7 -	1:18.930	0.910	74.82	17:24:47.553
8 -	1:19.400	1.380	74.37	17:26:06.953
9 -	1:18.214 (2)	0.194	75.50	17:27:25.167
10 -	1:18.948	0.928	74.80	17:28:44.115
11 -	1:24.106	6.086	70.21	17:30:08.221
12 -	1:18.537 (3)	0.517	75.19	17:31:26.758

### P27 325 Callum DAVIES

LAP	LAP TIME	DIFF	MPH	TIME OF DAY
1 -	1:30.756	11.673	65.07	17:16:52.568
2 -	1:20.764	1.681	73.12	17:18:13.332
3 -	1:19.649	0.566	74.14	17:19:32.981
4 -	1:20.521	1.438	73.34	17:20:53.502
5 -	1:19.590	0.507	74.20	17:22:13.092
6 -	1:19.950	0.867	73.86	17:23:33.042
7 -	1:21.431	2.348	72.52	17:24:54.473
8 -	1:19.519 (3)	0.436	74.26	17:26:13.992
9 -	1:19.205 (2)	0.122	74.56	17:27:33.197
<b>10 -</b>	<b>1:19.083 (1)</b>		<b>74.67</b>	<b>17:28:52.280</b>
11 -	1:20.884	1.801	73.01	17:30:13.164
12 -	1:21.547	2.464	72.42	17:31:34.711

### P28 8 John TURNER

LAP	LAP TIME	DIFF	MPH	TIME OF DAY
1 -	1:32.006	12.881	64.18	17:16:53.818
2 -	1:20.184	1.059	73.65	17:18:14.002
3 -	1:20.413	1.288	73.44	17:19:34.415
4 -	1:19.419	0.294	74.36	17:20:53.834
5 -	1:20.085	0.960	73.74	17:22:13.919

DIFF = Difference To Personal Best Lap

6 -	1:19.257 (3)	0.132	74.51	17:23:33.176
7 -	1:20.782	1.657	73.10	17:24:53.958
<b>8 -</b>	<b>1:19.125 (1)</b>		<b>74.63</b>	<b>17:26:13.083</b>
9 -	1:19.385	0.260	74.39	17:27:32.468
10 -	1:19.253 (2)	0.128	74.51	17:28:51.721
11 -	1:20.935	1.810	72.96	17:30:12.656
12 -	1:22.123	2.998	71.91	17:31:34.779

### P29 360 Mark MILNE

LAP	LAP TIME	DIFF	MPH	TIME OF DAY
1 -	1:33.192	14.304	63.37	17:16:55.004
2 -	1:20.502	1.614	73.36	17:18:15.506
3 -	1:20.555	1.667	73.31	17:19:36.061
4 -	1:19.969	1.081	73.84	17:20:56.030
5 -	1:19.756	0.868	74.04	17:22:15.786
6 -	1:19.376 (2)	0.488	74.40	17:23:35.162
7 -	1:20.010	1.122	73.81	17:24:55.172
8 -	1:19.925	1.037	73.89	17:26:15.097
<b>9 -</b>	<b>1:18.888 (1)</b>		<b>74.86</b>	<b>17:27:33.985</b>
10 -	1:19.750 (3)	0.862	74.05	17:28:53.735
11 -	1:21.849	2.961	72.15	17:30:15.584
12 -	1:19.960	1.072	73.85	17:31:35.544

### P30 83 James CANNON

LAP	LAP TIME	DIFF	MPH	TIME OF DAY
1 -	1:29.940	11.279	65.66	17:16:51.752
<b>2 -</b>	<b>1:18.661 (1)</b>		<b>75.07</b>	<b>17:18:10.413</b>
3 -	1:19.141	0.480	74.62	17:19:29.554
4 -	1:18.796 (2)	0.135	74.94	17:20:48.350
5 -	1:20.042	1.381	73.78	17:22:08.392
6 -	1:19.834	1.173	73.97	17:23:28.226
7 -	1:19.023	0.362	74.73	17:24:47.249
8 -	1:19.112	0.451	74.64	17:26:06.361
9 -	1:19.020	0.359	74.73	17:27:25.381
10 -	1:18.951 (3)	0.290	74.80	17:28:44.332
11 -	1:32.348 P	13.687	63.95	17:30:16.680

### P31 106 Jose CARVALHO

LAP	LAP TIME	DIFF	MPH	TIME OF DAY
1 -	1:28.499	10.767	66.73	17:16:50.311
2 -	1:19.085	1.353	74.67	17:18:09.396
3 -	1:17.838 (2)	0.106	75.87	17:19:27.234
4 -	1:19.178	1.446	74.58	17:20:46.412
<b>5 -</b>	<b>1:17.732 (1)</b>		<b>75.97</b>	<b>17:22:04.144</b>
6 -	1:18.088 (3)	0.356	75.62	17:23:22.232
7 -	1:20.016	2.284	73.80	17:24:42.248
8 -	1:20.151	2.419	73.68	17:26:02.399
9 -	1:20.223	2.491	73.61	17:27:22.622
10 -	1:20.291	2.559	73.55	17:28:42.913
11 -	2:10.587 P	52.855	45.22	17:30:53.500

# 116 Sprint Trophy & 120 Coupe Cup

## RACE 9 - LAP CHART

LAP 1 @ 17:16:38.448			LAP 2 @ 17:17:51.495			LAP 3 @ 17:19:04.686			LAP 4 @ 17:20:17.666			LAP 5 @ 17:21:30.564		
NO	BEHIND	LAP TIME	NO	BEHIND	LAP TIME	NO	BEHIND	LAP TIME	NO	BEHIND	LAP TIME	NO	BEHIND	LAP TIME
5		1:16.636	5		1:13.047	5		1:13.191	5		1:12.980	5		1:12.898
59	0.743	1:17.379	59	1.078	1:13.382	59	0.839	1:12.952	59	0.778	1:12.919	59	0.768	1:12.888
209	3.022	1:19.658	209	6.400	1:16.425	209	8.576	1:15.367	209	10.715	1:15.119	209	13.172	1:15.355
173	3.226	1:19.862	173	6.622	1:16.443	173	8.793	1:15.362	173	11.078	1:15.265	173	13.496	1:15.316
555	3.409	1:20.045	555	6.932	1:16.570	555	9.080	1:15.339	555	11.475	1:15.375	555	13.920	1:15.343
30	5.327	1:21.963	30	8.246	1:15.966	30	11.381	1:16.326	30	14.902	1:16.501	151	18.308	1:16.255
151	6.391	1:23.027	151	8.737	1:15.393	151	11.613	1:16.067	151	14.951	1:16.318	30	18.897	1:16.893
101	6.767	1:23.403	101	9.564	1:15.844	101	12.557	1:16.184	101	15.705	1:16.128	101	19.273	1:16.466
320	7.124	1:23.760	320	10.661	1:16.584	320	14.272	1:16.802	320	17.857	1:16.565	320	21.140	1:16.181
104	8.077	1:24.713	25	12.682	1:17.543	233	17.008	1:16.516	233	20.624	1:16.596	233	24.360	1:16.634
25	8.186	1:24.822	102	13.155	1:17.532	25	17.037	1:17.546	25	20.968	1:16.911	25	24.622	1:16.552
233	8.339	1:24.975	233	13.683	1:18.391	102	17.530	1:17.566	228	21.751	1:16.845	228	25.105	1:16.252
228	8.387	1:25.023	104	14.078	1:19.048	104	17.829	1:16.942	102	22.370	1:17.820	102	25.914	1:16.442
102	8.670	1:25.306	228	14.424	1:19.084	228	17.886	1:16.653	104	22.597	1:17.748	104	26.154	1:16.455
28	8.961	1:25.597	28	14.782	1:18.868	28	19.576	1:17.985	28	24.083	1:17.487	28	28.922	1:17.737
10	9.348	1:25.984	103	15.277	1:18.495	103	20.520	1:18.434	71	24.986	1:17.221	71	29.475	1:17.387
103	9.829	1:26.465	333	15.442	1:18.310	71	20.745	1:18.219	333	25.596	1:17.357	333	30.519	1:17.821
333	10.179	1:26.815	71	15.717	1:17.727	333	21.219	1:18.968	103	25.893	1:18.353	103	30.734	1:17.739
31	10.745	1:27.381	31	15.828	1:18.130	220	21.792	1:18.939	220	26.701	1:17.889	220	31.692	1:17.889
71	11.037	1:27.673	220	16.044	1:17.908	47	21.882	1:18.078	47	27.125	1:18.223	10	31.963	1:17.551
220	11.183	1:27.819	10	16.820	1:20.519	10	22.019	1:18.390	10	27.310	1:18.271	47	32.423	1:18.196
47	11.853	1:28.489	47	16.995	1:18.189	31	22.312	1:19.675	31	27.674	1:18.342	31	32.689	1:17.913
106	11.863	1:28.499	106	17.901	1:19.085	106	22.548	1:17.838	106	28.746	1:19.178	106	33.580	1:17.732
55	12.695	1:29.331	55	18.178	1:18.530	55	23.467	1:18.480	55	29.329	1:18.842	55	33.936	1:17.505
40	12.739	1:29.375	83	18.918	1:18.661	83	24.868	1:19.141	83	30.684	1:18.796	83	37.828	1:20.042
83	13.304	1:29.940	40	19.253	1:19.561	40	25.122	1:19.060	82	30.710	1:18.470	105	39.506	1:19.890
82	13.666	1:30.302	82	19.507	1:18.888	82	25.220	1:18.904	105	32.514	1:18.906	40	40.039	1:20.333
325	14.120	1:30.756	105	21.255	1:19.810	105	26.588	1:18.524	40	32.604	1:20.462	82	40.385	1:22.573
105	14.492	1:31.128	325	21.837	1:20.764	325	28.295	1:19.649	325	35.836	1:20.521	325	42.528	1:19.590
8	15.370	1:32.006	8	22.507	1:20.184	8	29.729	1:20.413	8	36.168	1:19.419	8	43.355	1:20.085
360	16.556	1:33.192	360	24.011	1:20.502	360	31.375	1:20.555	360	38.364	1:19.969	360	45.222	1:19.756

# 116 Sprint Trophy & 120 Coupe Cup

## RACE 9 - LAP CHART

LAP 6 @ 17:22:43.712			LAP 7 @ 17:23:56.661			LAP 8 @ 17:25:09.737			LAP 9 @ 17:26:22.637			LAP 10 @ 17:27:35.329		
NO	BEHIND	LAP TIME	NO	BEHIND	LAP TIME	NO	BEHIND	LAP TIME	NO	BEHIND	LAP TIME	NO	BEHIND	LAP TIME
5		1:13.148	5		1:12.949	5		1:13.076	5		1:12.900	5		1:12.692
59	0.660	1:13.040	59	0.674	1:12.963	59	0.596	1:12.998	59	0.707	1:13.011	59	0.841	1:12.826
173	16.089	1:15.741	173	19.257	1:16.117	173	21.811	1:15.630	173	24.311	1:15.400	173	27.382	1:15.763
209	16.163	1:16.139	555	19.558	1:16.308	209	22.274	1:15.765	209	24.484	1:15.110	209	27.490	1:15.698
555	16.199	1:15.427	209	19.585	1:16.371	555	22.773	1:16.291	555	24.843	1:14.970	555	27.786	1:15.635
151	21.239	1:16.079	151	24.210	1:15.920	151	26.564	1:15.430	151	29.573	1:15.909	151	32.475	1:15.594
30	21.726	1:15.977	30	24.698	1:15.921	30	27.258	1:15.636	30	30.322	1:15.964	30	33.702	1:16.072
101	22.327	1:16.202	101	25.874	1:16.496	101	29.292	1:16.494	101	33.057	1:16.665	101	37.215	1:16.850
320	24.366	1:16.374	320	27.720	1:16.303	320	31.099	1:16.455	320	34.687	1:16.488	320	38.099	1:16.104
233	28.305	1:17.093	233	32.079	1:16.723	233	35.447	1:16.444	233	38.830	1:16.283	233	42.490	1:16.352
228	28.545	1:16.588	228	32.626	1:17.030	228	35.720	1:16.170	228	39.284	1:16.464	228	42.726	1:16.134
25	28.788	1:17.314	25	32.768	1:16.929	25	36.288	1:16.596	25	39.684	1:16.296	25	43.340	1:16.348
104	29.721	1:16.715	104	33.137	1:16.365	104	36.736	1:16.675	104	40.077	1:16.241	104	43.471	1:16.086
102	29.963	1:17.197	102	34.425	1:17.411	102	38.274	1:16.925	102	42.504	1:17.130	102	46.644	1:16.832
28	33.401	1:17.627	28	38.142	1:17.690	28	42.409	1:17.343	10	47.223	1:16.818	10	50.827	1:16.296
71	33.848	1:17.521	71	38.567	1:17.668	333	42.556	1:17.017	333	47.514	1:17.858	333	51.627	1:16.805
333	34.514	1:17.143	333	38.615	1:17.050	10	43.305	1:16.912	71	48.194	1:17.717	71	53.886	1:18.384
103	35.402	1:17.816	10	39.469	1:16.838	71	43.377	1:17.886	28	48.385	1:18.876	28	53.917	1:18.224
10	35.580	1:16.765	103	40.263	1:17.810	47	44.866	1:17.549	47	48.946	1:16.980	47	54.245	1:17.991
47	36.452	1:17.177	47	40.393	1:16.890	103	45.217	1:18.030	103	49.541	1:17.224	220	54.467	1:16.992
220	36.874	1:18.330	220	41.081	1:17.156	220	45.500	1:17.495	220	50.167	1:17.567	103	55.085	1:18.236
31	37.565	1:18.024	31	42.238	1:17.622	31	46.611	1:17.449	31	50.755	1:17.044	31	55.341	1:17.278
55	38.320	1:17.532	55	44.020	1:18.649	55	49.077	1:18.133	55	54.580	1:18.403	55	1:01.531	1:19.643
106	38.520	1:18.088	106	45.587	1:20.016	106	52.662	1:20.151	106	59.985	1:20.223	106	1:07.584	1:20.291
83	44.514	1:19.834	83	50.588	1:19.023	82	56.507	1:18.547	40	1:02.530	1:18.214	40	1:08.786	1:18.948
40	44.911	1:18.020	40	50.892	1:18.930	83	56.624	1:19.112	83	1:02.744	1:19.020	83	1:09.003	1:18.951
105	45.206	1:18.848	82	51.036	1:18.494	40	57.216	1:19.400	105	1:03.118	1:18.650	105	1:09.331	1:18.905
82	45.491	1:18.254	105	51.927	1:19.670	105	57.368	1:18.517	82	1:07.965	1:24.358	82	1:12.597	1:17.324
325	49.330	1:19.950	8	57.297	1:20.782	8	1:03.346	1:19.125	8	1:09.831	1:19.385			
8	49.464	1:19.257	325	57.812	1:21.431	325	1:04.255	1:19.519	325	1:10.560	1:19.205			
360	51.450	1:19.376	360	58.511	1:20.010	360	1:05.360	1:19.925	360	1:11.348	1:18.888			

# 116 Sprint Trophy & 120 Coupe Cup

## RACE 9 - LAP CHART

LAP 11 @ 17:28:48.433			LAP 12 @ 17:30:03.916			LAP 13 @ 17:31:17.018		
NO	BEHIND	LAP TIME	NO	BEHIND	LAP TIME	NO	BEHIND	LAP TIME
5		1:13.104	5		1:15.483	5		1:13.102
59	0.696	1:12.959	59	0.960	1:15.747	47	1 Lap	1:17.102
8	1 Lap	1:19.253	82	1 Lap	1:19.581	59	0.863	1:13.005
325	1 Lap	1:19.083	105	1 Lap	1:22.984	82	1 Lap	1:18.014
360	1 Lap	1:19.750	40	1 Lap	1:24.106	105	1 Lap	1:19.113
209	29.886	1:15.500	8	1 Lap	1:20.935	40	1 Lap	1:18.537
173	30.215	1:15.937	325	1 Lap	1:20.884	325	1 Lap	1:21.547
555	30.440	1:15.758	360	1 Lap	1:21.849	8	1 Lap	1:22.123
151	35.075	1:15.704	83	1 Lap	1:32.348 P	360	1 Lap	1:19.960
30	36.613	1:16.015	209	30.935	1:16.532	209	33.213	1:15.380
101	40.801	1:16.690	173	31.273	1:16.541	173	33.544	1:15.373
320	41.614	1:16.619	555	31.841	1:16.884	555	34.277	1:15.538
228	46.455	1:16.833	151	35.443	1:15.851	151	38.055	1:15.714
233	46.495	1:17.109	30	37.341	1:16.211	30	40.842	1:16.603
104	47.260	1:16.893	101	42.281	1:16.963	320	47.147	1:17.823
25	47.536	1:17.300	320	42.426	1:16.295	101	47.370	1:18.191
102	50.341	1:16.801	106	1 Lap	2:10.587 P	233	1:00.585	1:20.098
10	54.040	1:16.317	233	53.589	1:22.577	102	1:00.959	1:19.272
333	55.190	1:16.667	25	53.626	1:21.573	104	1:01.256	1:20.115
28	58.073	1:17.260	228	53.924	1:22.952	25	1:01.830	1:21.306
71	58.527	1:17.745	104	54.243	1:22.466	333	1:01.998	1:18.719
31	1:00.244	1:18.007	102	54.789	1:19.931	10	1:03.398	1:21.301
220	1:00.466	1:19.103	10	55.199	1:16.642	28	1:04.271	1:17.673
103	1:01.032	1:19.051	333	56.381	1:16.674	71	1:04.776	1:17.466
55	1:07.531	1:19.104	28	59.700	1:17.110	31	1:06.057	1:17.222
47	1:11.523	1:30.382	71	1:00.412	1:17.368	228	1:07.564	1:26.742
			31	1:01.937	1:17.176	103	1:07.573	1:17.619
			103	1:03.056	1:17.507	220	1:07.808	1:17.712
			220	1:03.198	1:18.215	55	1:16.241	1:18.763
			55	1:10.580	1:18.532			

# 116 Sprint Trophy & 120 Coupe Cup

## RACE 9 - POSITION CHART

No	Name	Lap													
		Pos	1	2	3	4	5	6	7	8	9	10	11	12	13
5	SEDDON	1	5	5	5	5	5	5	5	5	5	5	5	5	5
59	CARVELL	2	59	59	59	59	59	59	59	59	59	59	59	59	59
209	ABRAHAM	3	209	209	209	209	209	173	173	173	173	173	209	209	209
173	PRIESTWOOD	4	173	173	173	173	173	209	555	209	209	209	173	173	173
555	HIGHCOCK	5	555	555	555	555	555	555	209	555	555	555	555	555	555
101	WILLSHIRE	6	30	30	30	30	151	151	151	151	151	151	151	151	151
104	DOBBS	7	151	151	151	151	30	30	30	30	30	30	30	30	30
10	WIGHTON	8	101	101	101	101	101	101	101	101	101	101	101	101	320
228	WAREING	9	320	320	320	320	320	320	320	320	320	320	320	320	101
30	MILES	10	104	25	233	233	233	233	233	233	233	233	228	233	233
151	KEEN	11	25	102	25	25	25	228	228	228	228	228	233	25	102
233	PERRA	12	233	233	102	228	228	25	25	25	25	25	104	228	104
320	HOPCROFT-LOPEZ	13	228	104	104	102	102	104	104	104	104	104	25	104	25
25	HALL	14	102	228	228	104	104	102	102	102	102	102	102	102	333
102	ALLEN	15	28	28	28	28	28	28	28	28	10	10	10	10	10
78	POOLE	16	10	103	103	71	71	71	71	333	333	333	333	333	28
34	OREILLY	17	103	333	71	333	333	333	333	10	71	71	28	28	71
103	WALTON	18	333	71	333	103	103	103	10	71	28	28	71	71	31
220	BRAUSER	19	31	31	220	220	220	10	103	47	47	47	31	31	228
28	BEXLEY	20	71	220	47	47	10	47	47	103	103	220	220	103	103
106	CARVALHO	21	220	10	10	10	47	220	220	220	220	103	103	220	220
333	SNEE	22	47	47	31	31	31	31	31	31	31	31	55	55	55
31	SMITH	23	106	106	106	106	106	55	55	55	55	55	47	47	
40	CARTER	24	55	55	55	55	55	106	106	106	106	106	82	82	
47	ANDERSON	25	40	83	83	83	83	83	83	82	40	40	105	105	
82	LITTLECHILD	26	83	40	40	82	105	40	40	83	83	83	40	40	
83	CANNON	27	82	82	82	105	40	105	82	40	105	105	8	325	
71	GODDEN	28	325	105	105	40	82	82	105	105	82	82	325	8	
55	NOWAK	29	105	325	325	325	325	325	8	8	8	8	360	360	
44	JOHNSON	30	8	8	8	8	8	8	325	325	325	325	83		
8	TURNER	31	360	360	360	360	360	360	360	360	360	360	106		
325	DAVIES	32													
105	FELTON	33													
360	MILNE	34													

# 116 Sprint Trophy & 120 Coupe Cup

## RACE 9 - STATISTICS

<b>Competitors Started</b>	31
<b>Planned Start</b>	2024-05-18 @ 17:30:00.000
<b>Actual Start</b>	2024-05-18 @ 17:15:21.811
<b>Finish Time</b>	2024-05-18 @ 17:31:16.540
<b>Track Length</b>	1.6404mi.
<b>Total Laps</b>	392
<b>Total Distance Covered</b>	643.0616mi.

### Session Fastest Lap History

NO	NAME	LAP TIME	TIME OF DAY	LAP	VEHICLE
5	Anthony SEDDON	1:13.047	17:17:51.486	2	BMW 120i
59	Rob CARVELL	1:12.952	17:19:05.521	3	BMW 120i
59	Rob CARVELL	1:12.919	17:20:18.441	4	BMW 120i
5	Anthony SEDDON	1:12.898	17:21:30.555	5	BMW 120i
59	Rob CARVELL	1:12.888	17:21:31.328	5	BMW 120i
5	Anthony SEDDON	1:12.692	17:27:35.320	10	BMW 120i

### Session Leader History

NO	NAME	FROM LAP	LAPS LED	DISTANCE	VEHICLE
5	Anthony SEDDON	1	13	21.32 miles	BMW 120i

### Flag History

TYPE	TIME OF DAY
GREEN	17:15:21.811
FINISH	17:31:16.540

### Flag Statistics

TYPE	COUNT	TOTAL LAPS	TOTAL TIME
Green	1	13	17:40.397
Red	0	0	0.000
Safety Car	0	0	0.000
FCY	0	0	0.000