

 RACEPARTS



RACEPARTS

750 FORMULA CHAMPIONSHIP



750 Motor Club Race Meeting
Silverstone International
17th August 2024



Timing & Results Provided by Timing Solutions Ltd

www.tsl-timing.com



Raceparts 750 Formula Championship

QUALIFYING - RACES 2 & 9 - CLASSIFICATION



POS	NO	CL	PIC	NAME	ENTRY	TIME	ON	LAPS	GAP	DIFF	MPH
1	17		1	David BARTHOLOMEW	PRS 1B	1:14.456	7	10			89.49
2	58	CC	1	Tom MUIRHEAD	Mallock Mk18	1:14.551	10	10	0.095	0.095	89.37
3	77		2	Bill COWLEY	Cowley Mk4	1:16.091	9	10	1.635	1.540	87.56
4	5		3	Jake DOHERTY	SS/F 750	1:16.177	10	10	1.721	0.086	87.47
5	7		4	Steve BOOTHER	Darvi Mk5	1:16.927	7	8	2.471	0.750	86.61
6	31*		5	James JEFFERY	Racekits Falcon	1:17.051	9	10	2.595	0.124	86.47
7	42		6	Andrew KEMP	Racekits Falcon	1:17.631	6	8	3.175	0.580	85.83
8	4		7	Richard JENKINS	Sheppard RR-01B	1:18.765	8	10	4.309	1.134	84.59
9	56	B	1	Matthew TWYNHAM	Darvi Mk5	1:19.020	10	10	4.564	0.255	84.32
10	39		8	Matthew UNWIN	Racekits Falcon	1:19.267	8	10	4.811	0.247	84.06
11	38		9	Christopher JOHNSON	Racekits Falcon	1:19.555	8	10	5.099	0.288	83.75
12	40	CC	2	Mike UPTON	Mallock 20B	1:20.588	8	9	6.132	1.033	82.68
13	48	CC	3	Colin RALPH	Mallock Mk16	1:20.643	8	9	6.187	0.055	82.62
14	12		10	Conway DAW	Racekits Falcon	1:20.817	7	10	6.361	0.174	82.44
15	52	CC	4	Roger WATTON	Mallock Mk15	1:21.980	10	10	7.524	1.163	81.27
16	70	B	2	Martin DEPPER	Centaur Mk16	1:24.375	5	10	9.919	2.395	78.97
17	28	B	3	Alan BUNTER	Shark 750	1:26.837	8	9	12.381	2.462	76.73
18	27	B	4	Sue HARRIS	Darvi 597	1:27.670	7	9	13.214	0.833	76.00
19	46	B	5	Dan WELSH	Racekits Falcon	1:28.750	7	9	14.294	1.080	75.07
20	6		11	Simon BOULTER	Darvi 92J			0			

Comments:

No. 31 - 1 Lap time disallowed; exceeding track limits.

Weather / Track : Cloudy / Dry

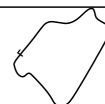
These results are provisional until the conclusion of any judicial and technical matters.

Date: 17/08/2024 Start: 09:37 Finish: 09:52
Silverstone International: 1.8508 miles

Clerk Of Course: Lynne Spurr

Stewards:

Timekeeper: Stewart Burr





Raceparts 750 Formula Championship

QUALIFYING - RACES 2 & 9 - 2ND FASTEST CLASSIFICATION



POS	NO	CL	PIC	NAME	ENTRY	TIME	ON	LAPS	GAP	DIFF	MPH
1	58	CC	1	Tom MUIRHEAD	Mallock Mk18	1:14.863	9	10			89.00
2	17		1	David BARTHOLOMEW	PRS 1B	1:15.030	10	10	0.167	0.167	88.80
3	5		2	Jake DOHERTY	SS/F 750	1:16.211	9	10	1.348	1.181	87.43
4	77		3	Bill COWLEY	Cowley Mk4	1:16.214	6	10	1.351	0.003	87.42
5	31*		4	James JEFFERY	Racekits Falcon	1:17.223	10	10	2.360	1.009	86.28
6	7		5	Steve BOOTHER	Darvi Mk5	1:17.650	5	8	2.787	0.427	85.81
7	42		6	Andrew KEMP	Racekits Falcon	1:17.754	7	8	2.891	0.104	85.69
8	4		7	Richard JENKINS	Sheppard RR-01B	1:19.053	5	10	4.190	1.299	84.28
9	56	B	1	Matthew TWYNHAM	Darvi Mk5	1:19.061	9	10	4.198	0.008	84.27
10	39		8	Matthew UNWIN	Racekits Falcon	1:19.327	9	10	4.464	0.266	83.99
11	38		9	Christopher JOHNSON	Racekits Falcon	1:19.825	7	10	4.962	0.498	83.47
12	12		10	Conway DAW	Racekits Falcon	1:21.288	9	10	6.425	1.463	81.97
13	40	CC	2	Mike UPTON	Mallock 20B	1:21.590	7	9	6.727	0.302	81.66
14	52	CC	3	Roger WATTON	Mallock Mk15	1:22.298	8	10	7.435	0.708	80.96
15	48	CC	4	Colin RALPH	Mallock Mk16	1:22.648	9	9	7.785	0.350	80.62
16	70	B	2	Martin DEPPER	Centaur Mk16	1:24.462	6	10	9.599	1.814	78.89
17	27	B	3	Sue HARRIS	Darvi 597	1:27.670	9	9	12.807	3.208	76.00
18	28	B	4	Alan BUNTER	Shark 750	1:27.920	7	9	13.057	0.250	75.78
19	46	B	5	Dan WELSH	Racekits Falcon	1:29.277	2	9	14.414	1.357	74.63
20	6		11	Simon BOULTER	Darvi 92J			0			

Comments:

No. 31 - 1 Lap time disallowed; exceeding track limits.

Weather / Track : Cloudy / Dry

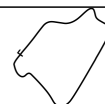
These results are provisional until the conclusion of any judicial and technical matters.

Date: 17/08/2024 Start: 09:37 Finish: 09:52
Silverstone International: 1.8508 miles

Clerk Of Course: Lynne Spurr

Stewards:

Timekeeper: Stewart Burr



Raceparts 750 Formula Championship

QUALIFYING - RACES 2 & 9 - LAP ANALYSIS

DIFF = Difference To Personal Best Lap

P1 17 David BARTHOLOMEW				
LAP	LAP TIME	DIFF	MPH	TIME OF DAY
1 -	1:20.782	6.326	82.48	09:40:59.570
2 -	1:16.758	2.302	86.80	09:42:16.328
3 -	1:16.703	2.247	86.87	09:43:33.031
4 -	1:15.873	1.417	87.82	09:44:48.904
5 -	1:17.957	3.501	85.47	09:46:06.861
6 -	1:15.691	1.235	88.03	09:47:22.552
7 -	1:14.456 (1)		89.49	09:48:37.008
8 -	1:15.818	1.362	87.88	09:49:52.826
9 -	1:15.410 (3)	0.954	88.36	09:51:08.236
10 -	1:15.030 (2)	0.574	88.80	09:52:23.266

P2 58 Tom MUIRHEAD				
LAP	LAP TIME	DIFF	MPH	TIME OF DAY
1 -	1:21.063	6.512	82.19	09:40:51.613
2 -	1:19.884	5.333	83.41	09:42:11.497
3 -	1:19.478	4.927	83.83	09:43:30.975
4 -	1:16.892	2.341	86.65	09:44:47.867
5 -	1:18.477	3.926	84.90	09:46:06.344
6 -	1:17.032	2.481	86.49	09:47:23.376
7 -	1:15.112 (3)	0.561	88.71	09:48:38.488
8 -	1:16.805	2.254	86.75	09:49:55.293
9 -	1:14.863 (2)	0.312	89.00	09:51:10.156
10 -	1:14.551 (1)		89.37	09:52:24.707

P3 77 Bill COWLEY				
LAP	LAP TIME	DIFF	MPH	TIME OF DAY
1 -	1:22.215	6.124	81.04	09:40:44.104
2 -	1:18.625	2.534	84.74	09:42:02.729
3 -	1:17.579	1.488	85.88	09:43:20.308
4 -	1:27.080	10.989	76.51	09:44:47.388
5 -	1:17.415	1.324	86.07	09:46:04.803
6 -	1:16.214 (2)	0.123	87.42	09:47:21.017
7 -	1:16.549 (3)	0.458	87.04	09:48:37.566
8 -	1:18.474	2.383	84.91	09:49:56.040
9 -	1:16.091 (1)		87.56	09:51:12.131
10 -	1:16.916	0.825	86.62	09:52:29.047

P4 5 Jake DOHERTY				
LAP	LAP TIME	DIFF	MPH	TIME OF DAY
1 -	1:27.401	11.224	76.23	09:40:38.779
2 -	1:23.770	7.593	79.54	09:42:02.549
3 -	1:19.393	3.216	83.92	09:43:21.942
4 -	1:18.341	2.164	85.05	09:44:40.283
5 -	1:17.860	1.683	85.57	09:45:58.143
6 -	1:16.683	0.506	86.89	09:47:14.826
7 -	1:16.382 (3)	0.205	87.23	09:48:31.208
8 -	1:16.505	0.328	87.09	09:49:47.713
9 -	1:16.211 (2)	0.034	87.43	09:51:03.924
10 -	1:16.177 (1)		87.47	09:52:20.101

P5 7 Steve BOOTHER				
LAP	LAP TIME	DIFF	MPH	TIME OF DAY
1 -	1:25.789	8.862	77.66	09:41:00.969
2 -	1:20.564	3.637	82.70	09:42:21.533
3 -	1:19.282	2.355	84.04	09:43:40.815
4 -	1:18.185 (3)	1.258	85.22	09:44:59.000
5 -	1:17.650 (2)	0.723	85.81	09:46:16.650
6 -	1:18.252	1.325	85.15	09:47:34.902
7 -	1:16.927 (1)		86.61	09:48:51.829

DIFF = Difference To Personal Best Lap

8 -	1:21.569	P	4.642	81.68	09:50:13.398
P6 31 James JEFFERY					
LAP	LAP TIME		DIFF	MPH	TIME OF DAY
1 -	4:25.840	D	8.789	77.62	09:40:38.049
2 -	1:23.990		6.939	79.33	09:42:02.039
3 -	1:21.706		4.655	81.55	09:43:23.745
4 -	1:18.451		1.400	84.93	09:44:42.196
5 -	1:18.552		1.501	84.82	09:46:00.748
6 -	1:17.697		0.646	85.75	09:47:18.445
7 -	1:17.367 (3)		0.316	86.12	09:48:35.812
8 -	1:20.908		3.857	82.35	09:49:56.720
9 -	1:17.051 (1)		86.47	09:51:13.771	
10 -	1:17.223 (2)		0.172	86.28	09:52:30.994

P7 42 Andrew KEMP					
LAP	LAP TIME		DIFF	MPH	TIME OF DAY
1 -	1:27.775		10.144	75.91	09:40:39.537
2 -	1:22.663		5.032	80.60	09:42:02.200
3 -	1:20.403		2.772	82.87	09:43:22.603
4 -	1:18.457 (3)		0.826	84.92	09:44:41.060
5 -	1:18.721		1.090	84.64	09:45:59.781
6 -	1:17.631 (1)		85.83	09:47:17.412	
7 -	1:17.754 (2)		0.123	85.69	09:48:35.166
8 -	1:19.247		1.616	84.08	09:49:54.413

P8 4 Richard JENKINS					
LAP	LAP TIME		DIFF	MPH	TIME OF DAY
1 -	1:23.635		4.870	79.67	09:41:05.572
2 -	1:21.375		2.610	81.88	09:42:26.947
3 -	1:20.702		1.937	82.56	09:43:47.649
4 -	1:19.674		0.909	83.63	09:45:07.323
5 -	1:19.053 (2)		0.288	84.28	09:46:26.376
6 -	1:19.528		0.763	83.78	09:47:45.904
7 -	1:20.102		1.337	83.18	09:49:06.006
8 -	1:18.765 (1)		84.59	09:50:24.771	
9 -	1:23.282		4.517	80.00	09:51:48.053
10 -	1:19.505 (3)		0.740	83.80	09:53:07.558

P9 56 Matthew TWYNHAM					
LAP	LAP TIME		DIFF	MPH	TIME OF DAY
1 -	1:27.223		8.203	76.39	09:40:45.905
2 -	1:24.886		5.866	78.49	09:42:10.791
3 -	1:24.085		5.065	79.24	09:43:34.876
4 -	1:21.101		2.081	82.15	09:44:55.977
5 -	1:20.486		1.466	82.78	09:46:16.463
6 -	1:20.933		1.913	82.33	09:47:37.396
7 -	1:19.776 (3)		0.756	83.52	09:48:57.172
8 -	1:21.170		2.150	82.08	09:50:18.342
9 -	1:19.061 (2)		0.041	84.27	09:51:37.403
10 -	1:19.020 (1)		84.32	09:52:56.423	

P10 39 Matthew UNWIN					
LAP	LAP TIME		DIFF	MPH	TIME OF DAY
1 -	1:25.917		6.650	77.55	09:41:01.627
2 -	1:21.504		2.237	81.75	09:42:23.131
3 -	1:20.353		1.086	82.92	09:43:43.484
4 -	1:20.054		0.787	83.23	09:45:03.538
5 -	1:20.458		1.191	82.81	09:46:23.996
6 -	1:21.370		2.103	81.88	09:47:45.366
7 -	1:19.657 (3)		0.390	83.64	09:49:05.023

Raceparts 750 Formula Championship

QUALIFYING - RACES 2 & 9 - LAP ANALYSIS

DIFF = Difference To Personal Best Lap

8 -	1:19.267 (1)		84.06	09:50:24.290
9 -	1:19.327 (2)	0.060	83.99	09:51:43.617
10 -	1:24.730	5.463	78.64	09:53:08.347

P11 38 Christopher JOHNSON

LAP	LAP TIME	DIFF	MPH	TIME OF DAY
1 -	1:32.523	12.968	72.01	09:41:21.926
2 -	1:22.586	3.031	80.68	09:42:44.512
3 -	1:21.426	1.871	81.83	09:44:05.938
4 -	1:19.942 (3)	0.387	83.35	09:45:25.880
5 -	1:20.800	1.245	82.46	09:46:46.680
6 -	1:20.119	0.564	83.16	09:48:06.799
7 -	1:19.825 (2)	0.270	83.47	09:49:26.624
8 -	1:19.555 (1)		83.75	09:50:46.179
9 -	1:23.294	3.739	79.99	09:52:09.473
10 -	1:22.034	2.479	81.22	09:53:31.507

P12 40 Mike UPTON

LAP	LAP TIME	DIFF	MPH	TIME OF DAY
1 -	1:30.546	9.958	73.58	09:41:25.262
2 -	1:27.269	6.681	76.35	09:42:52.531
3 -	1:26.175	5.587	77.32	09:44:18.706
4 -	1:22.762	2.174	80.51	09:45:41.468
5 -	1:21.978	1.390	81.28	09:47:03.446
6 -	1:22.453	1.865	80.81	09:48:25.899
7 -	1:21.590 (2)	1.002	81.66	09:49:47.489
8 -	1:20.588 (1)		82.68	09:51:08.077
9 -	1:21.877 (3)	1.289	81.38	09:52:29.954

P13 48 Colin RALPH

LAP	LAP TIME	DIFF	MPH	TIME OF DAY
1 -	1:40.701	20.058	66.16	09:41:29.215
2 -	1:35.683	15.040	69.63	09:43:04.898
3 -	1:33.978	13.335	70.90	09:44:38.876
4 -	1:29.720	9.077	74.26	09:46:08.596
5 -	1:25.299	4.656	78.11	09:47:33.895
6 -	1:22.938 (3)	2.295	80.33	09:48:56.833
7 -	1:23.784	3.141	79.52	09:50:20.617
8 -	1:20.643 (1)		82.62	09:51:41.260
9 -	1:22.648 (2)	2.005	80.62	09:53:03.908

P14 12 Conway DAW

LAP	LAP TIME	DIFF	MPH	TIME OF DAY
1 -	1:26.177	5.360	77.32	09:40:40.509
2 -	1:23.597	2.780	79.70	09:42:04.106
3 -	1:22.341	1.524	80.92	09:43:26.447
4 -	1:23.733	2.916	79.57	09:44:50.180
5 -	1:23.780	2.963	79.53	09:46:13.960
6 -	1:23.197	2.380	80.08	09:47:37.157
7 -	1:20.817 (1)		82.44	09:48:57.974
8 -	1:23.282	2.465	80.00	09:50:21.256
9 -	1:21.288 (2)	0.471	81.97	09:51:42.544
10 -	1:21.785 (3)	0.968	81.47	09:53:04.329

P15 52 Roger WATTON

LAP	LAP TIME	DIFF	MPH	TIME OF DAY
1 -	1:26.087	4.107	77.40	09:41:03.640
2 -	1:24.325	2.345	79.01	09:42:27.965
3 -	1:23.423	1.443	79.87	09:43:51.388
4 -	1:24.007	2.027	79.31	09:45:15.395
5 -	1:22.394 (3)	0.414	80.87	09:46:37.789

DIFF = Difference To Personal Best Lap

6 -	1:22.955	0.975	80.32	09:48:00.744
7 -	1:22.678	0.698	80.59	09:49:23.422
8 -	1:22.298 (2)	0.318	80.96	09:50:45.720
9 -	1:23.496	1.516	79.80	09:52:09.216
10 -	1:21.980 (1)		81.27	09:53:31.196

P16 70 Martin DEPPEP

LAP	LAP TIME	DIFF	MPH	TIME OF DAY
1 -	1:27.946	3.571	75.76	09:40:45.259
2 -	1:24.819	0.444	78.55	09:42:10.078
3 -	1:24.582 (3)	0.207	78.77	09:43:34.660
4 -	1:24.692	0.317	78.67	09:44:59.352
5 -	1:24.375 (1)		78.97	09:46:23.727
6 -	1:24.462 (2)	0.087	78.89	09:47:48.189
7 -	1:24.823	0.448	78.55	09:49:13.012
8 -	1:24.608	0.233	78.75	09:50:37.620
9 -	1:24.982	0.607	78.40	09:52:02.602
10 -	1:26.713	2.338	76.84	09:53:29.315

P17 28 Alan BUNTER

LAP	LAP TIME	DIFF	MPH	TIME OF DAY
1 -	1:31.631	4.794	72.71	09:41:08.637
2 -	1:31.868	5.031	72.53	09:42:40.505
3 -	1:30.411	3.574	73.69	09:44:10.916
4 -	1:30.113	3.276	73.94	09:45:41.029
5 -	1:30.232	3.395	73.84	09:47:11.261
6 -	1:29.292	2.455	74.62	09:48:40.553
7 -	1:27.920 (2)	1.083	75.78	09:50:08.473
8 -	1:26.837 (1)		76.73	09:51:35.310
9 -	1:28.264 (3)	1.427	75.49	09:53:03.574

P18 27 Sue HARRIS

LAP	LAP TIME	DIFF	MPH	TIME OF DAY
1 -	1:44.277	16.607	63.89	09:41:31.785
2 -	1:35.153	7.483	70.02	09:43:06.938
3 -	1:34.909	7.239	70.20	09:44:41.847
4 -	1:31.946	4.276	72.46	09:46:13.793
5 -	1:32.959	5.289	71.67	09:47:46.752
6 -	1:29.285 (3)	1.615	74.62	09:49:16.037
7 -	1:27.670 (1)		76.00	09:50:43.707
8 -	1:32.174	4.504	72.28	09:52:15.881
9 -	1:27.670 (1)		76.00	09:53:43.551

P19 46 Dan WELSH

LAP	LAP TIME	DIFF	MPH	TIME OF DAY
1 -	1:30.953	2.203	73.26	09:40:51.407
2 -	1:29.277 (2)	0.527	74.63	09:42:20.684
3 -	1:29.945 (3)	1.195	74.08	09:43:50.629
4 -	1:32.716	3.966	71.86	09:45:23.345
5 -	1:32.528	3.778	72.01	09:46:55.873
6 -	1:31.680	2.930	72.67	09:48:27.553
7 -	1:28.750 (1)		75.07	09:49:56.303
8 -	1:34.567	5.817	70.46	09:51:30.870
9 -	1:33.286	4.536	71.42	09:53:04.156

Raceparts 750 Formula Championship

QUALIFYING - RACES 2 & 9 - STATISTICS

Competitors Started 20
Planned Start 2024-08-17 @ 09:20:00.000
Actual Start 2024-08-17 @ 09:37:19.182
Finish Time 2024-08-17 @ 09:52:18.993
Track Length 1.8508mi.
Total Laps 181
Total Distance Covered 335.0123mi.

Session Fastest Lap History

NO	CL	NAME	LAP TIME	TIME OF DAY	LAP	VEHICLE
5		Jake DOHERTY	1:27.401	09:40:38.898	1	SS/F 750
12		Conway DAW	1:26.177	09:40:40.597	1	Racekits Falcon
77		Bill COWLEY	1:22.215	09:40:44.207	1	Cowley Mk4
58	CC	Tom MUIRHEAD	1:21.063	09:40:51.699	1	Mallock Mk18
17		David BARTHOLOMEW	1:20.782	09:40:59.655	1	PRS 1B
77		Bill COWLEY	1:18.625	09:42:02.788	2	Cowley Mk4
17		David BARTHOLOMEW	1:16.758	09:42:16.412	2	PRS 1B
17		David BARTHOLOMEW	1:16.703	09:43:33.116	3	PRS 1B
17		David BARTHOLOMEW	1:15.873	09:44:48.988	4	PRS 1B
17		David BARTHOLOMEW	1:15.691	09:47:22.636	6	PRS 1B
17		David BARTHOLOMEW	1:14.456	09:48:37.091	7	PRS 1B

Flag History

TYPE	TIME OF DAY
GREEN	09:37:19.182
FINISH	09:52:18.993

Flag Statistics

TYPE	COUNT	TOTAL LAPS	TOTAL TIME
Green	1	10	16:47.132
Red	0	0	0.000
Safety Car	0	0	0.000
FCY	0	0	0.000

Raceparts 750 Formula Championship

QUALIFYING - RACES 2 & 9 - STATISTICS

CLASS :

11 Starters

Fastest Lap History

NO	NAME	LAP TIME	TIME OF DAY	LAP	VEHICLE
5	Jake DOHERTY	1:27.401	09:40:38.898	1	SS/F 750
12	Conway DAW	1:26.177	09:40:40.597	1	Racekits Falcon
77	Bill COWLEY	1:22.215	09:40:44.207	1	Cowley Mk4
17	David BARTHOLOMEW	1:20.782	09:40:59.655	1	PRS 1B
77	Bill COWLEY	1:18.625	09:42:02.788	2	Cowley Mk4
17	David BARTHOLOMEW	1:16.758	09:42:16.412	2	PRS 1B
17	David BARTHOLOMEW	1:16.703	09:43:33.116	3	PRS 1B
17	David BARTHOLOMEW	1:15.873	09:44:48.988	4	PRS 1B
17	David BARTHOLOMEW	1:15.691	09:47:22.636	6	PRS 1B
17	David BARTHOLOMEW	1:14.456	09:48:37.091	7	PRS 1B

Raceparts 750 Formula Championship
QUALIFYING - RACES 2 & 9 - STATISTICS

CLASS : B

5 Starters

Fastest Lap History

NO	NAME	LAP TIME	TIME OF DAY	LAP	VEHICLE
70	Martin DEPPER	1:27.946	09:40:45.363	1	Centaur Mk16
56	Matthew TWYNHAM	1:27.223	09:40:45.976	1	Darvi Mk5
70	Martin DEPPER	1:24.819	09:42:10.182	2	Centaur Mk16
70	Martin DEPPER	1:24.582	09:43:34.765	3	Centaur Mk16
56	Matthew TWYNHAM	1:24.085	09:43:34.945	3	Darvi Mk5
56	Matthew TWYNHAM	1:21.101	09:44:56.046	4	Darvi Mk5
56	Matthew TWYNHAM	1:20.486	09:46:16.531	5	Darvi Mk5
56	Matthew TWYNHAM	1:19.776	09:48:57.242	7	Darvi Mk5
56	Matthew TWYNHAM	1:19.061	09:51:37.471	9	Darvi Mk5
56	Matthew TWYNHAM	1:19.020	09:52:56.494	10	Darvi Mk5

Raceparts 750 Formula Championship
QUALIFYING - RACES 2 & 9 - STATISTICS

CLASS : CC

4 Starters

Fastest Lap History

NO	NAME	LAP TIME	TIME OF DAY	LAP	VEHICLE
58	Tom MUIRHEAD	1:21.063	09:40:51.699	1	Mallock Mk18
58	Tom MUIRHEAD	1:19.884	09:42:11.594	2	Mallock Mk18
58	Tom MUIRHEAD	1:19.478	09:43:31.073	3	Mallock Mk18
58	Tom MUIRHEAD	1:16.892	09:44:47.964	4	Mallock Mk18
58	Tom MUIRHEAD	1:15.112	09:48:38.583	7	Mallock Mk18
58	Tom MUIRHEAD	1:14.863	09:51:10.251	9	Mallock Mk18
58	Tom MUIRHEAD	1:14.551	09:52:24.804	10	Mallock Mk18



Raceparts 750 Formula Championship

RACE 2 - GRID (15 minutes)



ROW 10		19	46	Dan WELSH	1:28.750	
ROW 9		18	27	Sue HARRIS	1:27.670	17
						28
						Alan BUNTER
ROW 8		16	70	Martin DEPPER	1:24.375	15
						52
						Roger WATTON
ROW 7		14	12	Conway DAW	1:20.817	13
						48
						Colin RALPH
ROW 6		12	40	Mike UPTON	1:20.588	11
						38
						Christopher JOHNSON
ROW 5		10	39	Matthew UNWIN	1:19.267	9
						56
						Matthew TWYNHAM
ROW 4		8	4	Richard JENKINS	1:18.765	7
						42
						Andrew KEMP
ROW 3		6	31	James JEFFERY	1:17.051	5
						7
						Steve BOOTHER
ROW 2		4	5	Jake DOHERTY	1:16.177	3
						77
						Bill COWLEY
ROW 1		2	58	Tom MUIRHEAD	1:14.551	1
						17
						David BARTHOLOMEW
						Pole

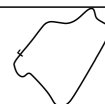
These results are provisional until the conclusion of any judicial and technical matters.

Silverstone International: 1.8508 miles

Clerk Of Course: Lynne Spurr

Stewards:

Timekeeper: Stewart Burr





Raceparts 750 Formula Championship

RACE 2 - CLASSIFICATION

Race Distance: 12 Laps / 22.21 miles



POS	NO	CL	PIC	NAME	ENTRY	LAPS	TIME	GAP	DIFF	MPH	BEST	ON	GRD	↑↓
1	17		1	David BARTHOLOMEW	PRS 1B	12	15:07.675			88.09	1:14.107	6	1	0
2	77		2	Bill COWLEY	Cowley Mk4	12	15:20.877	13.202	13.202	86.82	1:16.065	7	3	1
3	5		3	Jake DOHERTY	SS/F 750	12	15:25.325	17.650	4.448	86.41	1:16.185	4	4	1
4	42		4	Andrew KEMP	Racekits Falcon	12	15:34.118	26.443	8.793	85.59	1:16.797	10	7	3
5	58	CC	1	Tom MUIRHEAD	Mallock Mk18	12	15:40.114	32.439	5.996	85.05	1:15.730	10	2	-3
6	40	CC	2	Mike UPTON	Mallock 20B	12	15:43.586	35.911	3.472	84.73	1:16.284	10	12	6
7	56	B	1	Matthew TWYNHAM	Darvi Mk5	12	15:44.848	37.173	1.262	84.62	1:16.610	8	9	2
8	38		5	Christopher JOHNSON	Racekits Falcon	12	15:45.942	38.267	1.094	84.52	1:17.028	12	11	3
9	39		6	Matthew UNWIN	Racekits Falcon	12	15:55.857	48.182	9.915	83.65	1:18.431	12	10	1
10	4		7	Richard JENKINS	Sheppard RR-01B	12	15:57.996	50.321	2.139	83.46	1:18.693	5	8	-2
11	52	CC	3	Roger WATTON	Mallock Mk15	12	16:07.786	1:00.111	9.790	82.62	1:18.692	8	15	4
12	12		8	Conway DAW	Racekits Falcon	12	16:15.027	1:07.352	7.241	82.00	1:18.985	7	14	2
13	48	CC	4	Colin RALPH	Mallock Mk16	12	16:20.597	1:12.922	5.570	81.54	1:17.733	12	13	0
14	28	B	2	Alan BUNTER	Shark 750	11	15:12.682	1 Lap	1 Lap	80.30	1:21.144	11	17	3
15	27	B	3	Sue HARRIS	Darvi 597	11	15:25.130	1 Lap	12.448	79.22	1:21.807	5	18	3
16	70	B	4	Martin DEPPEP	Centaur Mk16	11	15:58.786	1 Lap	33.656	76.44	1:23.090	3	16	0

NOT CLASSIFIED

DNF	31			James JEFFERY	Racekits Falcon	11	14:14.021	1 Lap		85.82	1:16.169	11	6	
DNF	7			Steve BOOTHER	Darvi Mk5	1	1:43.453	11 Laps	10 Laps	64.40			5	

NOT STARTED

NS	46	B		Dan WELSH	Racekits Falcon									19
----	----	---	--	-----------	-----------------	--	--	--	--	--	--	--	--	----

FASTEST LAP

17				David BARTHOLOMEW	PRS 1B	6	1:14.107			89.91 mph				144.70 kph
58	CC			Tom MUIRHEAD	Mallock Mk18	10	1:15.730			87.98 mph				141.60 kph
56	B			Matthew TWYNHAM	Darvi Mk5	8	1:16.610			86.97 mph				139.97 kph

Weather / Track : Cloudy / Dry

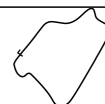
These results are provisional until the conclusion of any judicial and technical matters.

Date: 17/08/2024 Start: 12:27 Finish: 12:43
Silverstone International: 1.8508 miles

Clerk Of Course: Lynne Spurr

Stewards:

Timekeeper: Stewart Burr



Raceparts 750 Formula Championship

RACE 2 - LAP ANALYSIS

DIFF = Difference To Personal Best Lap

P1 17 David BARTHOLOMEW				
LAP	LAP TIME	DIFF	MPH	TIME OF DAY
1 -	1:19.470	5.363	83.84	12:29:12.592
2 -	1:15.248	1.141	88.55	12:30:27.840
3 -	1:14.841 (3)	0.734	89.03	12:31:42.681
4 -	1:14.269 (2)	0.162	89.71	12:32:56.950
5 -	1:14.943	0.836	88.91	12:34:11.893
6 -	1:14.107 (1)		89.91	12:35:26.000
7 -	1:16.405	2.298	87.20	12:36:42.405
8 -	1:15.727	1.620	87.99	12:37:58.132
9 -	1:15.310	1.203	88.47	12:39:13.442
10 -	1:15.105	0.998	88.71	12:40:28.547
11 -	1:15.638	1.531	88.09	12:41:44.185
12 -	1:16.612	2.505	86.97	12:43:00.797

P2 77 Bill COWLEY				
LAP	LAP TIME	DIFF	MPH	TIME OF DAY
1 -	1:20.060	3.995	83.22	12:29:13.182
2 -	1:16.350	0.285	87.27	12:30:29.532
3 -	1:16.697	0.632	86.87	12:31:46.229
4 -	1:16.312	0.247	87.31	12:33:02.541
5 -	1:16.350	0.285	87.27	12:34:18.891
6 -	1:16.071 (2)	0.006	87.59	12:35:34.962
7 -	1:16.065 (1)		87.59	12:36:51.027
8 -	1:16.209 (3)	0.144	87.43	12:38:07.236
9 -	1:16.231	0.166	87.40	12:39:23.467
10 -	1:16.785	0.720	86.77	12:40:40.252
11 -	1:16.427	0.362	87.18	12:41:56.679
12 -	1:17.320	1.255	86.17	12:43:13.999

P3 5 Jake DOHERTY				
LAP	LAP TIME	DIFF	MPH	TIME OF DAY
1 -	1:22.587	6.402	80.68	12:29:15.709
2 -	1:17.033	0.848	86.49	12:30:32.742
3 -	1:16.255 (3)	0.070	87.38	12:31:48.997
4 -	1:16.185 (1)		87.46	12:33:05.182
5 -	1:16.279	0.094	87.35	12:34:21.461
6 -	1:16.186 (2)	0.001	87.46	12:35:37.647
7 -	1:16.480	0.295	87.12	12:36:54.127
8 -	1:16.634	0.449	86.94	12:38:10.761
9 -	1:16.852	0.667	86.70	12:39:27.613
10 -	1:16.966	0.781	86.57	12:40:44.579
11 -	1:16.707	0.522	86.86	12:42:01.286
12 -	1:17.161	0.976	86.35	12:43:18.447

P4 42 Andrew KEMP				
LAP	LAP TIME	DIFF	MPH	TIME OF DAY
1 -	1:23.267	6.470	80.02	12:29:16.389
2 -	1:17.644	0.847	85.81	12:30:34.033
3 -	1:17.446	0.649	86.03	12:31:51.479
4 -	1:17.475	0.678	86.00	12:33:08.954
5 -	1:17.229	0.432	86.27	12:34:26.183
6 -	1:17.137 (2)	0.340	86.38	12:35:43.320
7 -	1:17.377	0.580	86.11	12:37:00.697
8 -	1:17.440	0.643	86.04	12:38:18.137
9 -	1:17.544	0.747	85.92	12:39:35.681
10 -	1:16.797 (1)		86.76	12:40:52.478
11 -	1:17.169 (3)	0.372	86.34	12:42:09.647
12 -	1:17.593	0.796	85.87	12:43:27.240

DIFF = Difference To Personal Best Lap

P5 58 Tom MUIRHEAD				
LAP	LAP TIME	DIFF	MPH	TIME OF DAY
1 -	1:34.490	18.760	70.51	12:29:27.612
2 -	1:19.151	3.421	84.18	12:30:46.763
3 -	1:19.772	4.042	83.52	12:32:06.535
4 -	1:17.256	1.526	86.24	12:33:23.791
5 -	1:17.129	1.399	86.39	12:34:40.920
6 -	1:15.914	0.184	87.77	12:35:56.834
7 -	1:16.680	0.950	86.89	12:37:13.514
8 -	1:16.236	0.506	87.40	12:38:29.750
9 -	1:15.754 (2)	0.024	87.95	12:39:45.504
10 -	1:15.730 (1)		87.98	12:41:01.234
11 -	1:16.241	0.511	87.39	12:42:17.475
12 -	1:15.761 (3)	0.031	87.95	12:43:33.236

P6 40 Mike UPTON				
LAP	LAP TIME	DIFF	MPH	TIME OF DAY
1 -	1:32.826	16.542	71.78	12:29:25.948
2 -	1:20.116	3.832	83.16	12:30:46.064
3 -	1:19.383	3.099	83.93	12:32:05.447
4 -	1:16.981	0.697	86.55	12:33:22.428
5 -	1:16.862	0.578	86.69	12:34:39.290
6 -	1:17.153	0.869	86.36	12:35:56.443
7 -	1:16.464 (3)	0.180	87.14	12:37:12.907
8 -	1:17.303	1.019	86.19	12:38:30.210
9 -	1:16.364 (2)	0.080	87.25	12:39:46.574
10 -	1:16.284 (1)		87.34	12:41:02.858
11 -	1:16.898	0.614	86.65	12:42:19.756
12 -	1:16.952	0.668	86.58	12:43:36.708

P7 56 Matthew TWYNHAM				
LAP	LAP TIME	DIFF	MPH	TIME OF DAY
1 -	1:32.219	15.609	72.25	12:29:25.341
2 -	1:19.733	3.123	83.56	12:30:45.074
3 -	1:18.248	1.638	85.15	12:32:03.322
4 -	1:17.166	0.556	86.34	12:33:20.488
5 -	1:17.140	0.530	86.37	12:34:37.628
6 -	1:17.564	0.954	85.90	12:35:55.192
7 -	1:17.059	0.449	86.46	12:37:12.251
8 -	1:16.610 (1)		86.97	12:38:28.861
9 -	1:16.943 (3)	0.333	86.59	12:39:45.804
10 -	1:18.001	1.391	85.42	12:41:03.805
11 -	1:16.792 (2)	0.182	86.76	12:42:20.597
12 -	1:17.373	0.763	86.11	12:43:37.970

P8 38 Christopher JOHNSON				
LAP	LAP TIME	DIFF	MPH	TIME OF DAY
1 -	1:26.000	8.972	77.47	12:29:19.122
2 -	1:19.137	2.109	84.19	12:30:38.259
3 -	1:17.787	0.759	85.65	12:31:56.046
4 -	1:18.946	1.918	84.40	12:33:14.992
5 -	1:18.278	1.250	85.12	12:34:33.270
6 -	1:17.688 (2)	0.660	85.76	12:35:50.958
7 -	1:17.810	0.782	85.63	12:37:08.768
8 -	1:17.934	0.906	85.49	12:38:26.702
9 -	1:17.756 (3)	0.728	85.69	12:39:44.458
10 -	1:19.174	2.146	84.15	12:41:03.632
11 -	1:18.404	1.376	84.98	12:42:22.036
12 -	1:17.028 (1)		86.50	12:43:39.064

Raceparts 750 Formula Championship

RACE 2 - LAP ANALYSIS

DIFF = Difference To Personal Best Lap

P9 39 Matthew UNWIN				
LAP	LAP TIME	DIFF	MPH	TIME OF DAY
1 -	1:25.405	6.974	78.01	12:29:18.527
2 -	1:20.271	1.840	83.00	12:30:38.798
3 -	1:19.391	0.960	83.92	12:31:58.189
4 -	1:19.158	0.727	84.17	12:33:17.347
5 -	1:19.086	0.655	84.25	12:34:36.433
6 -	1:19.412	0.981	83.90	12:35:55.845
7 -	1:20.157	1.726	83.12	12:37:16.002
8 -	1:18.882	0.451	84.47	12:38:34.884
9 -	1:18.616	0.185	84.75	12:39:53.500
10 -	1:18.604 (3)	0.173	84.76	12:41:12.104
11 -	1:18.444 (2)	0.013	84.94	12:42:30.548
12 -	1:18.431 (1)		84.95	12:43:48.979

P10 4 Richard JENKINS				
LAP	LAP TIME	DIFF	MPH	TIME OF DAY
1 -	1:24.431	5.738	78.91	12:29:17.553
2 -	1:19.471	0.778	83.84	12:30:37.024
3 -	1:18.764 (2)	0.071	84.59	12:31:55.788
4 -	1:19.701	1.008	83.60	12:33:15.489
5 -	1:18.693 (1)		84.67	12:34:34.182
6 -	1:18.765 (3)	0.072	84.59	12:35:52.947
7 -	1:19.163	0.470	84.17	12:37:12.110
8 -	1:19.219	0.526	84.11	12:38:31.329
9 -	1:19.556	0.863	83.75	12:39:50.885
10 -	1:20.028	1.335	83.26	12:41:10.913
11 -	1:20.206	1.513	83.07	12:42:31.119
12 -	1:19.999	1.306	83.29	12:43:51.118

P11 52 Roger WATTON				
LAP	LAP TIME	DIFF	MPH	TIME OF DAY
1 -	1:31.072	12.380	73.16	12:29:24.194
2 -	1:21.368	2.676	81.89	12:30:45.562
3 -	1:21.577	2.885	81.68	12:32:07.139
4 -	1:19.609	0.917	83.69	12:33:26.748
5 -	1:19.077 (2)	0.385	84.26	12:34:45.825
6 -	1:19.224	0.532	84.10	12:36:05.049
7 -	1:19.517	0.825	83.79	12:37:24.566
8 -	1:18.692 (1)		84.67	12:38:43.258
9 -	1:19.093 (3)	0.401	84.24	12:40:02.351
10 -	1:19.170	0.478	84.16	12:41:21.521
11 -	1:19.301	0.609	84.02	12:42:40.822
12 -	1:20.086	1.394	83.20	12:44:00.908

P12 12 Conway DAW				
LAP	LAP TIME	DIFF	MPH	TIME OF DAY
1 -	1:29.568	10.583	74.39	12:29:22.690
2 -	1:20.776	1.791	82.49	12:30:43.466
3 -	1:22.798	3.813	80.47	12:32:06.264
4 -	1:21.460	2.475	81.79	12:33:27.724
5 -	1:19.878	0.893	83.41	12:34:47.602
6 -	1:19.156 (2)	0.171	84.17	12:36:06.758
7 -	1:18.985 (1)		84.36	12:37:25.743
8 -	1:19.849 (3)	0.864	83.44	12:38:45.592
9 -	1:20.212	1.227	83.07	12:40:05.804
10 -	1:20.510	1.525	82.76	12:41:26.314
11 -	1:20.013	1.028	83.27	12:42:46.327
12 -	1:21.822	2.837	81.43	12:44:08.149

DIFF = Difference To Personal Best Lap

P13 48 Colin RALPH				
LAP	LAP TIME	DIFF	MPH	TIME OF DAY
1 -	1:42.562	24.829	64.96	12:29:35.684
2 -	1:23.971	6.238	79.35	12:30:59.655
3 -	1:22.933	5.200	80.34	12:32:22.588
4 -	1:22.065	4.332	81.19	12:33:44.653
5 -	1:19.775	2.042	83.52	12:35:04.428
6 -	1:20.032	2.299	83.25	12:36:24.460
7 -	1:18.424	0.691	84.96	12:37:42.884
8 -	1:18.276 (3)	0.543	85.12	12:39:01.160
9 -	1:18.740	1.007	84.62	12:40:19.900
10 -	1:17.810 (2)	0.077	85.63	12:41:37.710
11 -	1:18.276 (3)	0.543	85.12	12:42:55.986
12 -	1:17.733 (1)		85.71	12:44:13.719

P14 28 Alan BUNTER				
LAP	LAP TIME	DIFF	MPH	TIME OF DAY
1 -	1:32.033	10.889	72.39	12:29:25.155
2 -	1:23.117	1.973	80.16	12:30:48.272
3 -	1:22.929	1.785	80.34	12:32:11.201
4 -	1:22.722	1.578	80.54	12:33:33.923
5 -	1:22.293	1.149	80.96	12:34:56.216
6 -	1:21.421 (3)	0.277	81.83	12:36:17.637
7 -	1:21.726	0.582	81.53	12:37:39.363
8 -	1:21.296 (2)	0.152	81.96	12:39:00.659
9 -	1:21.672	0.528	81.58	12:40:22.331
10 -	1:22.329	1.185	80.93	12:41:44.660
11 -	1:21.144 (1)		82.11	12:43:05.804

P15 27 Sue HARRIS				
LAP	LAP TIME	DIFF	MPH	TIME OF DAY
1 -	1:34.343	12.536	70.62	12:29:27.465
2 -	1:24.020	2.213	79.30	12:30:51.485
3 -	1:22.532	0.725	80.73	12:32:14.017
4 -	1:22.514 (3)	0.707	80.75	12:33:36.531
5 -	1:21.807 (1)		81.45	12:34:58.338
6 -	1:21.968 (2)	0.161	81.29	12:36:20.306
7 -	1:22.687	0.880	80.58	12:37:42.993
8 -	1:24.134	2.327	79.19	12:39:07.127
9 -	1:25.025	3.218	78.36	12:40:32.152
10 -	1:22.526	0.719	80.74	12:41:54.678
11 -	1:23.574	1.767	79.72	12:43:18.252

P16 70 Martin DEPPER				
LAP	LAP TIME	DIFF	MPH	TIME OF DAY
1 -	1:35.098	12.008	70.06	12:29:28.220
2 -	1:24.260	1.170	79.07	12:30:52.480
3 -	1:23.090 (1)		80.19	12:32:15.570
4 -	1:23.462 (2)	0.372	79.83	12:33:39.032
5 -	1:23.664 (3)	0.574	79.64	12:35:02.696
6 -	1:24.657	1.567	78.70	12:36:27.353
7 -	1:24.616	1.526	78.74	12:37:51.969
8 -	1:26.337	3.247	77.17	12:39:18.306
9 -	1:29.137	6.047	74.75	12:40:47.443
10 -	1:30.966	7.876	73.24	12:42:18.409
11 -	1:33.499	10.409	71.26	12:43:51.908

P17 31 James JEFFERY				
LAP	LAP TIME	DIFF	MPH	TIME OF DAY
1 -	1:23.878	7.709	79.43	12:29:17.000
2 -	1:17.634	1.465	85.82	12:30:34.634

Raceparts 750 Formula Championship

RACE 2 - LAP ANALYSIS

DIFF = Difference To Personal Best Lap

3 -	1:17.302	1.133	86.19	12:31:51.936
4 -	1:17.257	1.088	86.24	12:33:09.193
5 -	1:17.341	1.172	86.15	12:34:26.534
6 -	1:17.180	1.011	86.33	12:35:43.714
7 -	1:16.356 (2)	0.187	87.26	12:37:00.070
8 -	1:17.659	1.490	85.80	12:38:17.729
9 -	1:16.767	0.598	86.79	12:39:34.496
10 -	1:16.478 (3)	0.309	87.12	12:40:50.974
11 -	1:16.169 (1)		87.47	12:42:07.143

P18	7 Steve BOOTHER
------------	------------------------

LAP	LAP TIME	DIFF	MPH	TIME OF DAY
1 -	1:43.453 P		64.40	12:29:36.575

Raceparts 750 Formula Championship

RACE 2 - LAP CHART

LAP 1 @ 12:29:12.592			LAP 2 @ 12:30:27.840			LAP 3 @ 12:31:42.681			LAP 4 @ 12:32:56.950			LAP 5 @ 12:34:11.893		
NO	BEHIND	LAP TIME	NO	BEHIND	LAP TIME	NO	BEHIND	LAP TIME	NO	BEHIND	LAP TIME	NO	BEHIND	LAP TIME
17		1:19.470	17		1:15.248	17		1:14.841	17		1:14.269	17		1:14.943
77	0.590	1:20.060	77	1.692	1:16.350	77	3.548	1:16.697	77	5.591	1:16.312	77	6.998	1:16.350
5	3.117	1:22.587	5	4.902	1:17.033	5	6.316	1:16.255	5	8.232	1:16.185	5	9.568	1:16.279
42	3.797	1:23.267	42	6.193	1:17.644	42	8.798	1:17.446	42	12.004	1:17.475	42	14.290	1:17.229
31	4.408	1:23.878	31	6.794	1:17.634	31	9.255	1:17.302	31	12.243	1:17.257	31	14.641	1:17.341
4	4.961	1:24.431	4	9.184	1:19.471	4	13.107	1:18.764	38	18.042	1:18.946	38	21.377	1:18.278
39	5.935	1:25.405	38	10.419	1:19.137	38	13.365	1:17.787	4	18.539	1:19.701	4	22.289	1:18.693
38	6.530	1:26.000	39	10.958	1:20.271	39	15.508	1:19.391	39	20.397	1:19.158	39	24.540	1:19.086
12	10.098	1:29.568	12	15.626	1:20.776	56	20.641	1:18.248	56	23.538	1:17.166	56	25.735	1:17.140
52	11.602	1:31.072	56	17.234	1:19.733	40	22.766	1:19.383	40	25.478	1:16.981	40	27.397	1:16.862
28	12.563	1:32.033	52	17.722	1:21.368	12	23.583	1:22.798	58	26.841	1:17.256	58	29.027	1:17.129
56	12.749	1:32.219	40	18.224	1:20.116	58	23.854	1:19.772	52	29.798	1:19.609	52	33.932	1:19.077
40	13.356	1:32.826	58	18.923	1:19.151	52	24.458	1:21.577	12	30.774	1:21.460	12	35.709	1:19.878
27	14.873	1:34.343	28	20.432	1:23.117	28	28.520	1:22.929	28	36.973	1:22.722	28	44.323	1:22.293
58	15.020	1:34.490	27	23.645	1:24.020	27	31.336	1:22.532	27	39.581	1:22.514	27	46.445	1:21.807
70	15.628	1:35.098	70	24.640	1:24.260	70	32.889	1:23.090	70	42.082	1:23.462	70	50.803	1:23.664
48	23.092	1:42.562	48	31.815	1:23.971	48	39.907	1:22.933	48	47.703	1:22.065	48	52.535	1:19.775
7	23.983	1:43.453 P												

Raceparts 750 Formula Championship

RACE 2 - LAP CHART

LAP 6 @ 12:35:26.000			LAP 7 @ 12:36:42.405			LAP 8 @ 12:37:58.132			LAP 9 @ 12:39:13.442			LAP 10 @ 12:40:28.547		
NO	BEHIND	LAP TIME	NO	BEHIND	LAP TIME	NO	BEHIND	LAP TIME	NO	BEHIND	LAP TIME	NO	BEHIND	LAP TIME
17		1:14.107	17		1:16.405	17		1:15.727	17		1:15.310	17		1:15.105
77	8.962	1:16.071	77	8.622	1:16.065	77	9.104	1:16.209	70	1 Lap	1:26.337	27	1 Lap	1:25.025
5	11.647	1:16.186	5	11.722	1:16.480	5	12.629	1:16.634	77	10.025	1:16.231	77	11.705	1:16.785
42	17.320	1:17.137	31	17.665	1:16.356	31	19.597	1:17.659	5	14.171	1:16.852	5	16.032	1:16.966
31	17.714	1:17.180	42	18.292	1:17.377	42	20.005	1:17.440	31	21.054	1:16.767	70	1 Lap	1:29.137
38	24.958	1:17.688	38	26.363	1:17.810	38	28.570	1:17.934	42	22.239	1:17.544	31	22.427	1:16.478
4	26.947	1:18.765	4	29.705	1:19.163	56	30.729	1:16.610	38	31.016	1:17.756	42	23.931	1:16.797
56	29.192	1:17.564	56	29.846	1:17.059	58	31.618	1:16.236	58	32.062	1:15.754	58	32.687	1:15.730
39	29.845	1:19.412	40	30.502	1:16.464	40	32.078	1:17.303	56	32.362	1:16.943	40	34.311	1:16.284
40	30.443	1:17.153	58	31.109	1:16.680	4	33.197	1:19.219	40	33.132	1:16.364	38	35.085	1:19.174
58	30.834	1:15.914	39	33.597	1:20.157	39	36.752	1:18.882	4	37.443	1:19.556	56	35.258	1:18.001
52	39.049	1:19.224	52	42.161	1:19.517	52	45.126	1:18.692	39	40.058	1:18.616	4	42.366	1:20.028
12	40.758	1:19.156	12	43.338	1:18.985	12	47.460	1:19.849	52	48.909	1:19.093	39	43.557	1:18.604
28	51.637	1:21.421	28	56.958	1:21.726	28	1:02.527	1:21.296	12	52.362	1:20.212	52	52.974	1:19.170
27	54.306	1:21.968	48	1:00.479	1:18.424	48	1:03.028	1:18.276	48	1:06.458	1:18.740	12	57.767	1:20.510
48	58.460	1:20.032	27	1:00.588	1:22.687	27	1:08.995	1:24.134	28	1:08.889	1:21.672	48	1:09.163	1:17.810
70	1:01.353	1:24.657	70	1:09.564	1:24.616									

Raceparts 750 Formula Championship

RACE 2 - LAP CHART

LAP 11 @ 12:41:44.185			LAP 12 @ 12:43:00.797		
NO	BEHIND	LAP TIME	NO	BEHIND	LAP TIME
17		1:15.638	17		1:16.612
28	1 Lap	1:22.329	28	1 Lap	1:21.144
27	1 Lap	1:22.526	77	13.202	1:17.320
77	12.494	1:16.427	27	1 Lap	1:23.574
5	17.101	1:16.707	5	17.650	1:17.161
31	22.958	1:16.169	42	26.443	1:17.593
42	25.462	1:17.169	58	32.439	1:15.761
58	33.290	1:16.241	40	35.911	1:16.952
70	1 Lap	1:30.966	56	37.173	1:17.373
40	35.571	1:16.898	38	38.267	1:17.028
56	36.412	1:16.792	39	48.182	1:18.431
38	37.851	1:18.404	4	50.321	1:19.999
39	46.363	1:18.444	70	1 Lap	1:33.499
4	46.934	1:20.206	52	1:00.111	1:20.086
52	56.637	1:19.301	12	1:07.352	1:21.822
12	1:02.142	1:20.013	48	1:12.922	1:17.733
48	1:11.801	1:18.276			

Raceparts 750 Formula Championship

RACE 2 - POSITION CHART

No	Name	Lap Pos	Lap												
			1	2	3	4	5	6	7	8	9	10	11	12	
17	BARTHOLOMEW	1	17	17	17	17	17	17	17	17	17	17	17	17	17
58	MUIRHEAD	2	77	77	77	77	77	77	77	77	77	77	77	77	77
77	COWLEY	3	5	5	5	5	5	5	5	5	5	5	5	5	5
5	DOHERTY	4	42	42	42	42	42	42	31	31	31	31	31	31	42
7	BOOTHER	5	31	31	31	31	31	31	42	42	42	42	42	42	58
31	JEFFERY	6	4	4	4	38	38	38	38	38	38	58	58	58	40
42	KEMP	7	39	38	38	4	4	4	4	56	58	40	40	40	56
4	JENKINS	8	38	39	39	39	39	56	56	58	56	38	56	38	38
56	TWYNHAM	9	12	12	56	56	56	39	40	40	40	56	38	39	39
39	UNWIN	10	52	56	40	40	40	40	58	4	4	4	39	4	4
38	JOHNSON	11	28	52	12	58	58	58	39	39	39	39	4	52	52
40	UPTON	12	56	40	58	52	52	52	52	52	52	52	52	12	12
48	RALPH	13	40	58	52	12	12	12	12	12	12	12	12	48	48
12	DAW	14	27	28	28	28	28	28	28	28	48	48	48	48	48
52	WATTON	15	58	27	27	27	27	27	48	48	28	28	28	28	28
70	DEPPER	16	70	70	70	70	70	48	27	27	27	27	27	27	27
28	BUNTER	17	48	48	48	48	48	70	70	70	70	70	70	70	70
27	HARRIS	18	7												
46	WELSH	19													

Raceparts 750 Formula Championship

RACE 2 - STATISTICS

Competitors Started 18
Planned Start 2024-08-17 @ 12:10:00.000
Actual Start 2024-08-17 @ 12:27:53.121
Finish Time 2024-08-17 @ 12:43:00.428
Track Length 1.8508mi.
Total Laps 201
Total Distance Covered 372.0302mi.

Session Fastest Lap History

NO	CL	NAME	LAP TIME	TIME OF DAY	LAP	VEHICLE
17		David BARTHOLOMEW	1:19.470	12:29:12.677	1	PRS 1B
17		David BARTHOLOMEW	1:15.248	12:30:27.925	2	PRS 1B
17		David BARTHOLOMEW	1:14.841	12:31:42.766	3	PRS 1B
17		David BARTHOLOMEW	1:14.269	12:32:57.034	4	PRS 1B
17		David BARTHOLOMEW	1:14.107	12:35:26.084	6	PRS 1B

Session Leader History

NO	CL	NAME	FROM LAP	LAPS LED	DISTANCE	VEHICLE
17		David BARTHOLOMEW	1	12	22.21 miles	PRS 1B

Flag History

TYPE	TIME OF DAY
GREEN	12:27:53.121
FINISH	12:43:00.428

Flag Statistics

TYPE	COUNT	TOTAL LAPS	TOTAL TIME
Green	1	12	16:36.534
Red	0	0	0.000
Safety Car	0	0	0.000
FCY	0	0	0.000

Raceparts 750 Formula Championship

RACE 2 - STATISTICS

CLASS :

10 Starters

Fastest Lap History

NO	NAME	LAP TIME	TIME OF DAY	LAP	VEHICLE
17	David BARTHOLOMEW	1:19.470	12:29:12.677	1	PRS 1B
17	David BARTHOLOMEW	1:15.248	12:30:27.925	2	PRS 1B
17	David BARTHOLOMEW	1:14.841	12:31:42.766	3	PRS 1B
17	David BARTHOLOMEW	1:14.269	12:32:57.034	4	PRS 1B
17	David BARTHOLOMEW	1:14.107	12:35:26.084	6	PRS 1B

Leader History

NO	NAME	FROM LAP	LAPS LED	DISTANCE	VEHICLE
17	David BARTHOLOMEW	1	12	22.21 miles	PRS 1B

Raceparts 750 Formula Championship

RACE 2 - STATISTICS

CLASS : B

4 Starters

Fastest Lap History

NO	NAME	LAP TIME	TIME OF DAY	LAP	VEHICLE
28	Alan BUNTER	1:32.033	12:29:25.313	1	Shark 750
56	Matthew TWYNHAM	1:19.733	12:30:45.142	2	Darvi Mk5
56	Matthew TWYNHAM	1:18.248	12:32:03.389	3	Darvi Mk5
56	Matthew TWYNHAM	1:17.166	12:33:20.556	4	Darvi Mk5
56	Matthew TWYNHAM	1:17.140	12:34:37.695	5	Darvi Mk5
56	Matthew TWYNHAM	1:17.059	12:37:12.251	7	Darvi Mk5
56	Matthew TWYNHAM	1:16.610	12:38:28.928	8	Darvi Mk5

Leader History

NO	NAME	FROM LAP	LAPS LED	DISTANCE	VEHICLE
28	Alan BUNTER	1	1	1.85 miles	Shark 750
56	Matthew TWYNHAM	2	11	20.35 miles	Darvi Mk5

Raceparts 750 Formula Championship

RACE 2 - STATISTICS

CLASS : CC

4 Starters

Fastest Lap History

NO	NAME	LAP TIME	TIME OF DAY	LAP	VEHICLE
52	Roger WATTON	1:31.072	12:29:24.299	1	Mallock Mk15
52	Roger WATTON	1:21.368	12:30:45.666	2	Mallock Mk15
40	Mike UPTON	1:20.116	12:30:46.174	2	Mallock 20B
58	Tom MUIRHEAD	1:19.151	12:30:46.858	2	Mallock Mk18
40	Mike UPTON	1:16.981	12:33:22.538	4	Mallock 20B
40	Mike UPTON	1:16.862	12:34:39.413	5	Mallock 20B
58	Tom MUIRHEAD	1:15.914	12:35:56.929	6	Mallock Mk18
58	Tom MUIRHEAD	1:15.754	12:39:45.602	9	Mallock Mk18
58	Tom MUIRHEAD	1:15.730	12:41:01.332	10	Mallock Mk18

Leader History

NO	NAME	FROM LAP	LAPS LED	DISTANCE	VEHICLE
52	Roger WATTON	1	2	3.70 miles	Mallock Mk15
40	Mike UPTON	3	5	9.25 miles	Mallock 20B
58	Tom MUIRHEAD	8	5	9.25 miles	Mallock Mk18




Raceparts 750 Formula Championship

RACE 9 - GRID (15 minutes) - AMENDED



ROW 10	20	6 Simon BOULTER	1:29.277	19	46 Dan WELSH	
ROW 9		18	28 Alan BUNTER	1:27.920	17	27 Sue HARRIS
ROW 8		16	70 Martin DEPPER	1:24.462	15	48 Colin RALPH
ROW 7		14	52 Roger WATTON	1:22.298	13	40 Mike UPTON
ROW 6		12	12 Conway DAW	1:21.288	11	38 Christopher JOHNSON
ROW 5		10	39 Matthew UNWIN	1:19.327	9	56 Matthew TWYNHAM
ROW 4		8	4 Richard JENKINS	1:19.053	7	42 Andrew KEMP
ROW 3		6	7 Steve BOOTHER	1:17.650	5	31 James JEFFERY
ROW 2		4	77 Bill COWLEY	1:16.214	3	5 Jake DOHERTY
ROW 1		2	17 David BARTHOLOMEW	1:15.030	1	58 Tom MUIRHEAD
Pole						



Comments:

*No. 6 - permitted to start from the back of the grid as qualified out of session

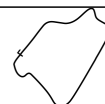
These results are provisional until the conclusion of any judicial and technical matters.

Silverstone International: 1.8508 miles

Clerk Of Course: Lynne Spurr

Stewards:

Timekeeper: Stewart Burr





Raceparts 750 Formula Championship

RACE 9 - CLASSIFICATION

Race Distance: 11 Laps / 20.35 miles



POS	NO	CL	PIC	NAME	ENTRY	LAPS	TIME	GAP	DIFF	MPH	BEST	ON	GRD	↑↓
1	58	CC	1	Tom MUIRHEAD	Mallock Mk18	11	13:57.399			87.52	1:15.133	8	1	0
2	17		1	David BARTHOLOMEW	PRS 1B	11	13:57.564	0.165	0.165	87.51	1:14.824	9	2	0
3	77		2	Bill COWLEY	Cowley Mk4	11	14:04.156	6.757	6.592	86.82	1:15.798	6	4	1
4	5		3	Jake DOHERTY	SS/F 750	11	14:09.286	11.887	5.130	86.30	1:16.072	5	3	-1
5	40	CC	2	Mike UPTON	Mallock 20B	11	14:23.995	26.596	14.709	84.83	1:16.352	7	13	8
6	38		4	Christopher JOHNSON	Racekits Falcon	11	14:26.824	29.425	2.829	84.55	1:17.389	7	11	5
7	31		5	James JEFFERY	Racekits Falcon	11	14:27.072	29.673	0.248	84.53	1:15.910	7	5	-2
8	56	B	1	Matthew TWYNHAM	Darvi Mk5	11	14:35.480	38.081	8.408	83.72	1:16.646	8	9	1
9	39		6	Matthew UNWIN	Racekits Falcon	11	14:40.145	42.746	4.665	83.27	1:17.724	10	10	1
10	4		7	Richard JENKINS	Sheppard RR-01B	11	14:41.907	44.508	1.762	83.11	1:18.927	5	8	-2
11	12		8	Conway DAW	Racekits Falcon	11	14:42.103	44.704	0.196	83.09	1:18.489	5	12	1
12	6		9	Simon BOULTER	Darvi 92J	11	14:58.082	1:00.683	15.979	81.61	1:19.722	8	20	8
13	28	B	2	Alan BUNTER	Shark 750	11	15:04.434	1:07.035	6.352	81.04	1:19.972	8	18	5
14	48	CC	3	Colin RALPH	Mallock Mk16	11	15:04.793	1:07.394	0.359	81.00	1:17.266	9	15	1
15	52	CC	4	Roger WATTON	Mallock Mk15	10	14:16.110	1 Lap	1 Lap	77.83	1:20.544	10	14	-1
16	27	B	3	Sue HARRIS	Darvi 597	10	14:22.263	1 Lap	6.153	77.27	1:24.352	4	17	1
17	70	B	4	Martin DEPPER	Centaur Mk16	10	15:17.999	1 Lap	55.736	72.58	1:28.298	2	16	-1

NOT STARTED

NS	7			Steve BOOTHER	Darvi Mk5									6
NS	42			Andrew KEMP	Racekits Falcon									7
NS	46	B		Dan WELSH	Racekits Falcon									19

FASTEST LAP

17				David BARTHOLOMEW	PRS 1B	9	1:14.824			89.05 mph				143.31 kph
58	CC			Tom MUIRHEAD	Mallock Mk18	8	1:15.133			88.68 mph				142.72 kph
56	B			Matthew TWYNHAM	Darvi Mk5	8	1:16.646			86.93 mph				139.90 kph

Weather / Track : Cloudy / Dry

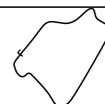
These results are provisional until the conclusion of any judicial and technical matters.

Date: 17/08/2024 Start: 17:18 Finish: 17:32
Silverstone International: 1.8508 miles

Clerk Of Course: Lynne Spurr

Stewards:

Timekeeper: Stewart Burr



Raceparts 750 Formula Championship

RACE 9 - LAP ANALYSIS

DIFF = Difference To Personal Best Lap

P1 58 Tom MUIRHEAD				
LAP	LAP TIME	DIFF	MPH	TIME OF DAY
1 -	1:20.716	5.583	82.55	17:19:48.280
2 -	1:16.949	1.816	86.59	17:21:05.229
3 -	1:16.167	1.034	87.48	17:22:21.396
4 -	1:15.768	0.635	87.94	17:23:37.164
5 -	1:15.552	0.419	88.19	17:24:52.716
6 -	1:15.210 (2)	0.077	88.59	17:26:07.926
7 -	1:15.257 (3)	0.124	88.53	17:27:23.183
8 -	1:15.133 (1)		88.68	17:28:38.316
9 -	1:15.373	0.240	88.40	17:29:53.689
10 -	1:15.676	0.543	88.04	17:31:09.365
11 -	1:15.598	0.465	88.14	17:32:24.963

P2 17 David BARTHOLOMEW				
LAP	LAP TIME	DIFF	MPH	TIME OF DAY
1 -	1:21.246	6.422	82.01	17:19:48.810
2 -	1:16.716	1.892	86.85	17:21:05.526
3 -	1:16.399	1.575	87.21	17:22:21.925
4 -	1:15.768	0.944	87.94	17:23:37.693
5 -	1:15.377	0.553	88.39	17:24:53.070
6 -	1:15.312 (3)	0.488	88.47	17:26:08.382
7 -	1:15.326	0.502	88.45	17:27:23.708
8 -	1:15.546	0.722	88.20	17:28:39.254
9 -	1:14.824 (1)		89.05	17:29:54.078
10 -	1:16.121	1.297	87.53	17:31:10.199
11 -	1:14.929 (2)	0.105	88.92	17:32:25.128

P3 77 Bill COWLEY				
LAP	LAP TIME	DIFF	MPH	TIME OF DAY
1 -	1:21.423	5.625	81.83	17:19:48.987
2 -	1:16.732	0.934	86.83	17:21:05.719
3 -	1:16.536	0.738	87.06	17:22:22.255
4 -	1:15.968	0.170	87.71	17:23:38.223
5 -	1:15.909 (2)	0.111	87.77	17:24:54.132
6 -	1:15.798 (1)		87.90	17:26:09.930
7 -	1:15.972	0.174	87.70	17:27:25.902
8 -	1:15.913 (3)	0.115	87.77	17:28:41.815
9 -	1:16.290	0.492	87.34	17:29:58.105
10 -	1:16.015	0.217	87.65	17:31:14.120
11 -	1:17.600	1.802	85.86	17:32:31.720

P4 5 Jake DOHERTY				
LAP	LAP TIME	DIFF	MPH	TIME OF DAY
1 -	1:21.939	5.867	81.31	17:19:49.503
2 -	1:16.957	0.885	86.58	17:21:06.460
3 -	1:16.988	0.916	86.54	17:22:23.448
4 -	1:16.241 (2)	0.169	87.39	17:23:39.689
5 -	1:16.072 (1)		87.59	17:24:55.761
6 -	1:16.315 (3)	0.243	87.31	17:26:12.076
7 -	1:16.372	0.300	87.24	17:27:28.448
8 -	1:16.408	0.336	87.20	17:28:44.856
9 -	1:16.676	0.604	86.90	17:30:01.532
10 -	1:17.935	1.863	85.49	17:31:19.467
11 -	1:17.383	1.311	86.10	17:32:36.850

P5 40 Mike UPTON				
LAP	LAP TIME	DIFF	MPH	TIME OF DAY
1 -	1:29.249	12.897	74.65	17:19:56.813
2 -	1:19.761	3.409	83.53	17:21:16.574
3 -	1:17.063	0.711	86.46	17:22:33.637

DIFF = Difference To Personal Best Lap

4 -	1:17.772	1.420	85.67	17:23:51.409
5 -	1:17.180	0.828	86.33	17:25:08.589
6 -	1:17.963	1.611	85.46	17:26:26.552
7 -	1:16.352 (1)		87.26	17:27:42.904
8 -	1:16.886 (3)	0.534	86.66	17:28:59.790
9 -	1:17.875	1.523	85.56	17:30:17.665
10 -	1:17.287	0.935	86.21	17:31:34.952
11 -	1:16.607 (2)	0.255	86.97	17:32:51.559

P6 38 Christopher JOHNSON				
LAP	LAP TIME	DIFF	MPH	TIME OF DAY
1 -	1:26.367	8.978	77.15	17:19:53.931
2 -	1:18.987	1.598	84.35	17:21:12.918
3 -	1:17.877	0.488	85.56	17:22:30.795
4 -	1:17.429 (2)	0.040	86.05	17:23:48.224
5 -	1:17.595 (3)	0.206	85.87	17:25:05.819
6 -	1:18.197	0.808	85.21	17:26:24.016
7 -	1:17.389 (1)		86.10	17:27:41.405
8 -	1:17.789	0.400	85.65	17:28:59.194
9 -	1:18.950	1.561	84.39	17:30:18.144
10 -	1:18.420	1.031	84.96	17:31:36.564
11 -	1:17.824	0.435	85.61	17:32:54.388

P7 31 James JEFFERY				
LAP	LAP TIME	DIFF	MPH	TIME OF DAY
1 -	1:25.706	9.796	77.74	17:19:53.270
2 -	1:19.168	3.258	84.16	17:21:12.438
3 -	1:19.352	3.442	83.97	17:22:31.790
4 -	1:17.730 (2)	1.820	85.72	17:23:49.520
5 -	1:18.363	2.453	85.03	17:25:07.883
6 -	1:17.826	1.916	85.61	17:26:25.709
7 -	1:15.910 (1)		87.77	17:27:41.619
8 -	1:17.741 (3)	1.831	85.71	17:28:59.360
9 -	1:19.013	3.103	84.33	17:30:18.373
10 -	1:18.445	2.535	84.94	17:31:36.818
11 -	1:17.818	1.908	85.62	17:32:54.636

P8 56 Matthew TWYNHAM				
LAP	LAP TIME	DIFF	MPH	TIME OF DAY
1 -	1:34.845	18.199	70.25	17:20:02.409
2 -	1:21.386	4.740	81.87	17:21:23.795
3 -	1:18.617	1.971	84.75	17:22:42.412
4 -	1:19.797	3.151	83.50	17:24:02.209
5 -	1:17.525	0.879	85.94	17:25:19.734
6 -	1:17.263	0.617	86.24	17:26:36.997
7 -	1:17.006 (3)	0.360	86.52	17:27:54.003
8 -	1:16.646 (1)		86.93	17:29:10.649
9 -	1:18.464	1.818	84.92	17:30:29.113
10 -	1:16.735 (2)	0.089	86.83	17:31:45.848
11 -	1:17.196	0.550	86.31	17:33:03.044

P9 39 Matthew UNWIN				
LAP	LAP TIME	DIFF	MPH	TIME OF DAY
1 -	1:25.944	8.220	77.52	17:19:53.508
2 -	1:19.849	2.125	83.44	17:21:13.357
3 -	1:19.186	1.462	84.14	17:22:32.543
4 -	1:20.417	2.693	82.85	17:23:52.960
5 -	1:18.793 (2)	1.069	84.56	17:25:11.753
6 -	1:19.308	1.584	84.01	17:26:31.061
7 -	1:20.056	2.332	83.23	17:27:51.117
8 -	1:18.916 (3)	1.192	84.43	17:29:10.033
9 -	1:20.496	2.772	82.77	17:30:30.529

Raceparts 750 Formula Championship

RACE 9 - LAP ANALYSIS

DIFF = Difference To Personal Best Lap

10 - **1:17.724 (1)** **85.72** **17:31:48.253**
 11 - 1:19.456 1.732 83.86 17:33:07.709

P10 4 Richard JENKINS				
LAP	LAP TIME	DIFF	MPH	TIME OF DAY
1 -	1:24.818	5.891	78.55	17:19:52.382
2 -	1:19.427	0.500	83.89	17:21:11.809
3 -	1:20.232	1.305	83.04	17:22:32.041
4 -	1:20.377	1.450	82.89	17:23:52.418
5 -	1:18.927 (1)		84.42	17:25:11.345
6 -	1:20.261	1.334	83.01	17:26:31.606
7 -	1:19.201	0.274	84.13	17:27:50.807
8 -	1:19.634	0.707	83.67	17:29:10.441
9 -	1:20.897	1.970	82.36	17:30:31.338
10 -	1:19.087 (3)	0.160	84.25	17:31:50.425
11 -	1:19.046 (2)	0.119	84.29	17:33:09.471

P11 12 Conway DAW				
LAP	LAP TIME	DIFF	MPH	TIME OF DAY
1 -	1:27.894	9.405	75.80	17:19:55.458
2 -	1:19.700	1.211	83.60	17:21:15.158
3 -	1:19.499	1.010	83.81	17:22:34.657
4 -	1:19.452	0.963	83.86	17:23:54.109
5 -	1:18.489 (1)		84.89	17:25:12.598
6 -	1:19.530	1.041	83.78	17:26:32.128
7 -	1:19.275 (3)	0.786	84.05	17:27:51.403
8 -	1:20.291	1.802	82.98	17:29:11.694
9 -	1:19.443	0.954	83.87	17:30:31.137
10 -	1:19.508	1.019	83.80	17:31:50.645
11 -	1:19.022 (2)	0.533	84.32	17:33:09.667

P12 6 Simon BOULTER				
LAP	LAP TIME	DIFF	MPH	TIME OF DAY
1 -	1:33.499	13.777	71.26	17:20:01.063
2 -	1:22.539	2.817	80.72	17:21:23.602
3 -	1:20.866	1.144	82.39	17:22:44.468
4 -	1:20.064	0.342	83.22	17:24:04.532
5 -	1:20.301	0.579	82.97	17:25:24.833
6 -	1:20.603	0.881	82.66	17:26:45.436
7 -	1:20.114	0.392	83.17	17:28:05.550
8 -	1:19.722 (1)		83.58	17:29:25.272
9 -	1:19.769 (2)	0.047	83.53	17:30:45.041
10 -	1:20.038 (3)	0.316	83.25	17:32:05.079
11 -	1:20.567	0.845	82.70	17:33:25.646

P13 28 Alan BUNTER				
LAP	LAP TIME	DIFF	MPH	TIME OF DAY
1 -	1:29.832	9.860	74.17	17:19:57.396
2 -	1:21.516	1.544	81.74	17:21:18.912
3 -	1:21.233	1.261	82.02	17:22:40.145
4 -	1:21.850	1.878	81.40	17:24:01.995
5 -	1:21.433	1.461	81.82	17:25:23.428
6 -	1:21.808	1.836	81.44	17:26:45.236
7 -	1:21.165 (3)	1.193	82.09	17:28:06.401
8 -	1:19.972 (1)		83.31	17:29:26.373
9 -	1:20.196 (2)	0.224	83.08	17:30:46.569
10 -	1:21.485	1.513	81.77	17:32:08.054
11 -	1:23.944	3.972	79.37	17:33:31.998

DIFF = Difference To Personal Best Lap

P14 48 Colin RALPH				
LAP	LAP TIME	DIFF	MPH	TIME OF DAY
1 -	1:32.350	15.084	72.15	17:19:59.914
2 -	1:21.618	4.352	81.63	17:21:21.532
3 -	1:20.546	3.280	82.72	17:22:42.078
4 -	1:20.653	3.387	82.61	17:24:02.731
5 -	1:19.154	1.888	84.18	17:25:21.885
6 -	1:18.255	0.989	85.14	17:26:40.140
7 -	1:17.576 (3)	0.310	85.89	17:27:57.716
8 -	1:17.318 (2)	0.052	86.17	17:29:15.034
9 -	1:17.266 (1)		86.23	17:30:32.300
10 -	1:39.230	21.964	67.14	17:32:11.530
11 -	1:20.827	3.561	82.43	17:33:32.357

P15 52 Roger WATTON				
LAP	LAP TIME	DIFF	MPH	TIME OF DAY
1 -	1:51.320	30.776	59.85	17:20:18.884
2 -	1:29.177	8.633	74.71	17:21:48.061
3 -	1:22.551	2.007	80.71	17:23:10.612
4 -	1:22.910	2.366	80.36	17:24:33.522
5 -	1:22.604	2.060	80.66	17:25:56.126
6 -	1:21.867	1.323	81.39	17:27:17.993
7 -	1:22.501	1.957	80.76	17:28:40.494
8 -	1:21.488 (3)	0.944	81.76	17:30:01.982
9 -	1:21.148 (2)	0.604	82.11	17:31:23.130
10 -	1:20.544 (1)		82.72	17:32:43.674

P16 27 Sue HARRIS				
LAP	LAP TIME	DIFF	MPH	TIME OF DAY
1 -	1:34.571	10.219	70.45	17:20:02.135
2 -	1:24.862 (3)	0.510	78.51	17:21:26.997
3 -	1:24.452 (2)	0.100	78.89	17:22:51.449
4 -	1:24.352 (1)		78.99	17:24:15.801
5 -	1:25.725	1.373	77.72	17:25:41.526
6 -	1:25.089	0.737	78.30	17:27:06.615
7 -	1:25.330	0.978	78.08	17:28:31.945
8 -	1:26.912	2.560	76.66	17:29:58.857
9 -	1:26.024	1.672	77.45	17:31:24.881
10 -	1:24.946	0.594	78.44	17:32:49.827

P17 70 Martin DEPPER				
LAP	LAP TIME	DIFF	MPH	TIME OF DAY
1 -	1:33.940	5.642	70.93	17:20:01.504
2 -	1:28.298 (1)		75.46	17:21:29.802
3 -	1:28.776 (2)	0.478	75.05	17:22:58.578
4 -	1:29.045 (3)	0.747	74.82	17:24:27.623
5 -	1:30.967	2.669	73.24	17:25:58.590
6 -	1:33.557	5.259	71.22	17:27:32.147
7 -	1:32.620	4.322	71.94	17:29:04.767
8 -	1:33.924	5.626	70.94	17:30:38.691
9 -	1:33.930	5.632	70.93	17:32:12.621
10 -	1:32.942	4.644	71.69	17:33:45.563

Raceparts 750 Formula Championship

RACE 9 - LAP CHART

LAP 1 @ 17:19:48.280			LAP 2 @ 17:21:05.229			LAP 3 @ 17:22:21.396			LAP 4 @ 17:23:37.164			LAP 5 @ 17:24:52.716		
NO	BEHIND	LAP TIME	NO	BEHIND	LAP TIME	NO	BEHIND	LAP TIME	NO	BEHIND	LAP TIME	NO	BEHIND	LAP TIME
58		1:20.716	58		1:16.949	58		1:16.167	58		1:15.768	58		1:15.552
17	0.530	1:21.246	17	0.297	1:16.716	17	0.529	1:16.399	17	0.529	1:15.768	17	0.354	1:15.377
77	0.707	1:21.423	77	0.490	1:16.732	77	0.859	1:16.536	77	1.059	1:15.968	77	1.416	1:15.909
5	1.223	1:21.939	5	1.231	1:16.957	5	2.052	1:16.988	5	2.525	1:16.241	5	3.045	1:16.072
4	4.102	1:24.818	4	6.580	1:19.427	38	9.399	1:17.877	38	11.060	1:17.429	38	13.103	1:17.595
31	4.990	1:25.706	31	7.209	1:19.168	31	10.394	1:19.352	31	12.356	1:17.730	31	15.167	1:18.363
39	5.228	1:25.944	38	7.689	1:18.987	4	10.645	1:20.232	40	14.245	1:17.772	40	15.873	1:17.180
38	5.651	1:26.367	39	8.128	1:19.849	39	11.147	1:19.186	4	15.254	1:20.377	4	18.629	1:18.927
12	7.178	1:27.894	12	9.929	1:19.700	40	12.241	1:17.063	39	15.796	1:20.417	39	19.037	1:18.793
40	8.533	1:29.249	40	11.345	1:19.761	12	13.261	1:19.499	12	16.945	1:19.452	12	19.882	1:18.489
28	9.116	1:29.832	28	13.683	1:21.516	28	18.749	1:21.233	28	24.831	1:21.850	56	27.018	1:17.525
48	11.634	1:32.350	48	16.303	1:21.618	48	20.682	1:20.546	56	25.045	1:19.797	48	29.169	1:19.154
6	12.783	1:33.499	6	18.373	1:22.539	56	21.016	1:18.617	48	25.567	1:20.653	28	30.712	1:21.433
70	13.224	1:33.940	56	18.566	1:21.386	6	23.072	1:20.866	6	27.368	1:20.064	6	32.117	1:20.301
27	13.855	1:34.571	27	21.768	1:24.862	27	30.053	1:24.452	27	38.637	1:24.352	27	48.810	1:25.725
56	14.129	1:34.845	70	24.573	1:28.298	70	37.182	1:28.776	70	50.459	1:29.045	52	1:03.410	1:22.604
52	30.604	1:51.320	52	42.832	1:29.177	52	49.216	1:22.551	52	56.358	1:22.910	70	1:05.874	1:30.967

Raceparts 750 Formula Championship

RACE 9 - LAP CHART

LAP 6 @ 17:26:07.926			LAP 7 @ 17:27:23.183			LAP 8 @ 17:28:38.316			LAP 9 @ 17:29:53.689			LAP 10 @ 17:31:09.365		
NO	BEHIND	LAP TIME	NO	BEHIND	LAP TIME	NO	BEHIND	LAP TIME	NO	BEHIND	LAP TIME	NO	BEHIND	LAP TIME
58		1:15.210	58		1:15.257	58		1:15.133	58		1:15.373	58		1:15.676
17	0.456	1:15.312	17	0.525	1:15.326	17	0.938	1:15.546	17	0.389	1:14.824	17	0.834	1:16.121
77	2.004	1:15.798	77	2.719	1:15.972	52	1 Lap	1:22.501	77	4.416	1:16.290	77	4.755	1:16.015
5	4.150	1:16.315	5	5.265	1:16.372	77	3.499	1:15.913	27	1 Lap	1:26.912	5	10.102	1:17.935
38	16.090	1:18.197	70	1 Lap	1:33.557	5	6.540	1:16.408	5	7.843	1:16.676	52	1 Lap	1:21.148
31	17.783	1:17.826	38	18.222	1:17.389	38	20.878	1:17.789	52	1 Lap	1:21.488	27	1 Lap	1:26.024
40	18.626	1:17.963	31	18.436	1:15.910	31	21.044	1:17.741	40	23.976	1:17.875	40	25.587	1:17.287
39	23.135	1:19.308	40	19.721	1:16.352	40	21.474	1:16.886	38	24.455	1:18.950	38	27.199	1:18.420
4	23.680	1:20.261	4	27.624	1:19.201	70	1 Lap	1:32.620	31	24.684	1:19.013	31	27.453	1:18.445
12	24.202	1:19.530	39	27.934	1:20.056	39	31.717	1:18.916	56	35.424	1:18.464	56	36.483	1:16.735
56	29.071	1:17.263	12	28.220	1:19.275	4	32.125	1:19.634	39	36.840	1:20.496	39	38.888	1:17.724
48	32.214	1:18.255	56	30.820	1:17.006	56	32.333	1:16.646	12	37.448	1:19.443	4	41.060	1:19.087
28	37.310	1:21.808	48	34.533	1:17.576	12	33.378	1:20.291	4	37.649	1:20.897	12	41.280	1:19.508
6	37.510	1:20.603	6	42.367	1:20.114	48	36.718	1:17.318	48	38.611	1:17.266	6	55.714	1:20.038
27	58.689	1:25.089	28	43.218	1:21.165	6	46.956	1:19.722	70	1 Lap	1:33.924	28	58.689	1:21.485
52	1:10.067	1:21.867	27	1:08.762	1:25.330	28	48.057	1:19.972	6	51.352	1:19.769	48	1:02.165	1:39.230
									28	52.880	1:20.196	70	1 Lap	1:33.930

Raceparts 750 Formula Championship

RACE 9 - LAP CHART

LAP 11 @ 17:32:24.963

NO	BEHIND	LAP TIME
58		1:15.598
17	0.165	1:14.929
77	6.757	1:17.600
5	11.887	1:17.383
52	1 Lap	1:20.544
27	1 Lap	1:24.946
40	26.596	1:16.607
38	29.425	1:17.824
31	29.673	1:17.818
56	38.081	1:17.196
39	42.746	1:19.456
4	44.508	1:19.046
12	44.704	1:19.022
6	1:00.683	1:20.567
28	1:07.035	1:23.944
48	1:07.394	1:20.827
70	1 Lap	1:32.942

Raceparts 750 Formula Championship

RACE 9 - POSITION CHART

No	Name	Lap												
		Pos	1	2	3	4	5	6	7	8	9	10	11	
58	MUIRHEAD	1	58	58	58	58	58	58	58	58	58	58	58	58
17	BARTHOLOMEW	2	17	17	17	17	17	17	17	17	17	17	17	17
5	DOHERTY	3	77	77	77	77	77	77	77	77	77	77	77	77
77	COWLEY	4	5	5	5	5	5	5	5	5	5	5	5	5
31	JEFFERY	5	4	4	38	38	38	38	38	38	38	40	40	40
7	BOOTHER	6	31	31	31	31	31	31	31	31	31	38	38	38
42	KEMP	7	39	38	4	40	40	40	40	40	40	31	31	31
4	JENKINS	8	38	39	39	4	4	39	4	39	56	56	56	56
56	TWYNHAM	9	12	12	40	39	39	4	39	4	39	39	39	39
39	UNWIN	10	40	40	12	12	12	12	12	56	12	4	4	4
38	JOHNSON	11	28	28	28	28	56	56	56	12	4	12	12	12
12	DAW	12	48	48	48	56	48	48	48	48	48	6	6	6
40	UPTON	13	6	6	56	48	28	28	6	6	6	28	28	28
52	WATTON	14	70	56	6	6	6	6	28	28	28	48	48	48
48	RALPH	15	27	27	27	27	27	27	27	27	27	52	52	52
70	DEPPER	16	56	70	70	70	52	52	52	52	27	27	27	27
27	HARRIS	17	52	52	52	52	70	70	70	70	70	70	70	70
28	BUNTER	18												
46	WELSH	19												
6	BOULTER	20												

Raceparts 750 Formula Championship

RACE 9 - STATISTICS

Competitors Started 17
Planned Start 2024-08-17 @ 17:00:00.000
Actual Start 2024-08-17 @ 17:18:27.563
Finish Time 2024-08-17 @ 17:32:24.173
Track Length 1.8508mi.
Total Laps 184
Total Distance Covered 340.5650mi.

Session Fastest Lap History

NO	CL	NAME	LAP TIME	TIME OF DAY	LAP	VEHICLE
58	CC	Tom MUIRHEAD	1:20.716	17:19:48.379	1	Mallock Mk18
58	CC	Tom MUIRHEAD	1:16.949	17:21:05.326	2	Mallock Mk18
17		David BARTHOLOMEW	1:16.716	17:21:05.610	2	PRS 1B
58	CC	Tom MUIRHEAD	1:16.167	17:22:21.498	3	Mallock Mk18
58	CC	Tom MUIRHEAD	1:15.768	17:23:37.263	4	Mallock Mk18
58	CC	Tom MUIRHEAD	1:15.552	17:24:52.814	5	Mallock Mk18
17		David BARTHOLOMEW	1:15.377	17:24:53.154	5	PRS 1B
58	CC	Tom MUIRHEAD	1:15.210	17:26:08.022	6	Mallock Mk18
58	CC	Tom MUIRHEAD	1:15.133	17:28:38.412	8	Mallock Mk18
17		David BARTHOLOMEW	1:14.824	17:29:54.162	9	PRS 1B

Session Leader History

NO	CL	NAME	FROM LAP	LAPS LED	DISTANCE	VEHICLE
58	CC	Tom MUIRHEAD	1	11	20.35 miles	Mallock Mk18

Flag History

TYPE	TIME OF DAY
GREEN	17:18:27.563
FINISH	17:32:24.173

Flag Statistics

TYPE	COUNT	TOTAL LAPS	TOTAL TIME
Green	1	11	15:24.372
Red	0	0	0.000
Safety Car	0	0	0.000
FCY	0	0	0.000

Raceparts 750 Formula Championship

RACE 9 - STATISTICS

CLASS :

9 Starters

Fastest Lap History

NO	NAME	LAP TIME	TIME OF DAY	LAP	VEHICLE
17	David BARTHOLOMEW	1:21.246	17:19:48.894	1	PRS 1B
17	David BARTHOLOMEW	1:16.716	17:21:05.610	2	PRS 1B
17	David BARTHOLOMEW	1:16.399	17:22:22.011	3	PRS 1B
17	David BARTHOLOMEW	1:15.768	17:23:37.778	4	PRS 1B
17	David BARTHOLOMEW	1:15.377	17:24:53.154	5	PRS 1B
17	David BARTHOLOMEW	1:15.312	17:26:08.467	6	PRS 1B
17	David BARTHOLOMEW	1:14.824	17:29:54.162	9	PRS 1B

Leader History

NO	NAME	FROM LAP	LAPS LED	DISTANCE	VEHICLE
17	David BARTHOLOMEW	1	11	20.35 miles	PRS 1B

Raceparts 750 Formula Championship

RACE 9 - STATISTICS

CLASS : B

4 Starters

Fastest Lap History

NO	NAME	LAP TIME	TIME OF DAY	LAP	VEHICLE
28	Alan BUNTER	1:29.832	17:19:57.552	1	Shark 750
28	Alan BUNTER	1:21.516	17:21:19.066	2	Shark 750
56	Matthew TWYNHAM	1:21.386	17:21:23.862	2	Darvi Mk5
28	Alan BUNTER	1:21.233	17:22:40.299	3	Shark 750
56	Matthew TWYNHAM	1:18.617	17:22:42.481	3	Darvi Mk5
56	Matthew TWYNHAM	1:17.525	17:25:19.802	5	Darvi Mk5
56	Matthew TWYNHAM	1:17.263	17:26:37.065	6	Darvi Mk5
56	Matthew TWYNHAM	1:17.006	17:27:54.070	7	Darvi Mk5
56	Matthew TWYNHAM	1:16.646	17:29:10.649	8	Darvi Mk5

Leader History

NO	NAME	FROM LAP	LAPS LED	DISTANCE	VEHICLE
28	Alan BUNTER	1	4	7.40 miles	Shark 750
56	Matthew TWYNHAM	5	7	12.95 miles	Darvi Mk5

Raceparts 750 Formula Championship

RACE 9 - STATISTICS

CLASS : CC

4 Starters

Fastest Lap History

NO	NAME	LAP TIME	TIME OF DAY	LAP	VEHICLE
58	Tom MUIRHEAD	1:20.716	17:19:48.379	1	Mallock Mk18
58	Tom MUIRHEAD	1:16.949	17:21:05.326	2	Mallock Mk18
58	Tom MUIRHEAD	1:16.167	17:22:21.498	3	Mallock Mk18
58	Tom MUIRHEAD	1:15.768	17:23:37.263	4	Mallock Mk18
58	Tom MUIRHEAD	1:15.552	17:24:52.814	5	Mallock Mk18
58	Tom MUIRHEAD	1:15.210	17:26:08.022	6	Mallock Mk18
58	Tom MUIRHEAD	1:15.133	17:28:38.412	8	Mallock Mk18

Leader History

NO	NAME	FROM LAP	LAPS LED	DISTANCE	VEHICLE
58	Tom MUIRHEAD	1	11	20.35 miles	Mallock Mk18