



RACEPARTS

HISTORIC 750 FORMULA SERIES



750 Motor Club Race Meeting
Silverstone International
18th August 2024



Raceparts Historic 750 Formula Series

QUALIFYING - RACES 14 & 18 - CLASSIFICATION



POS	NO	CL	PIC	NAME	ENTRY	TIME	ON	LAPS	GAP	DIFF	MPH
1	29	C	1	John VILLAGE	Village V2	1:28.599	4	4			75.20
2	78	C	2	Bill COWLEY	Warren 750F	1:31.518	4	7	2.919	2.919	72.80
3	31	D	1	Gregg CATTON	Dison Type 64	1:32.753	7	7	4.154	1.235	71.83
4	72	C	3	Trefor SLATTER	Centaur Mk11	1:32.903	7	7	4.304	0.150	71.72
5	23	C	4	Lyndon THRUSTON	HCS Mk2	1:33.005	6	6	4.406	0.102	71.64
6	65	C	5	Juerg SCHNEIDER	Racekits Merlin	1:33.064	7	7	4.465	0.059	71.59
7	18	B	1	Timothy ROEBUCK	Austin 7 Special	1:34.133	7	8	5.534	1.069	70.78
8	7	C	6	Graham WILSON	Time 3B	1:34.627	3	4	6.028	0.494	70.41
9	67	C	7	Paul MASON	Whippet H750F	1:35.120	4	7	6.521	0.493	70.05
10	37	C	8	John DONLEY	Racekits Merlin	1:35.536	6	6	6.937	0.416	69.74
11	16	B	2	Nicolas KOMAROFF	Austin 7	1:36.453	1	2	7.854	0.917	69.08
12	99	C	9	David LEWIS	Jeffrey Mk1B	1:36.814	4	7	8.215	0.361	68.82
13	81	C	10	Samuel BAYLISS	Centaur Mk14	1:37.105	6	6	8.506	0.291	68.61
14	13	C	11	Ben BOULT	Centaur Mk16	1:37.370	6	6	8.771	0.265	68.43
15	41	C	12	Christopher JONES	DNC LHD	1:37.496	4	7	8.897	0.126	68.34
16	5	C	13	Michael HARVEY	JB Special	1:37.651	4	7	9.052	0.155	68.23
17	26	C	14	Mike WHITBY	Centaur Mk16	1:38.099	2	7	9.500	0.448	67.92
18	88	B	3	Richard CARTER	Austin 7	1:38.159	2	4	9.560	0.060	67.88
19	44	C	15	Jon MCDONALD	Marrow H750F	1:40.316	3	6	11.717	2.157	66.42
20	1	C	16	Gregan THRUSTON	Rawson Special	1:42.104	2	3	13.505	1.788	65.25
21	87	C	17	Luigi BAYLISS	Centaur Mk16	1:42.982	5	6	14.383	0.878	64.70
22	11	B	4	James MILES	Austin 7 Monoposto	1:44.119	6	6	15.520	1.137	63.99
23	22	A	1	Charlie PLAIN-JONES	Austin 7 Cowley Special	1:45.511	3	5	16.912	1.392	63.15
24	66	A	2	Nick HAYWARD-COOK	Austin 7	1:46.832	6	6	18.233	1.321	62.37
25	77	B	5	William KIRK	Austin 7 Monoposto	1:49.060	6	6	20.461	2.228	61.09
26	85	A	3	John MOSS	Austin 7 Sports	1:49.083	6	6	20.484	0.023	61.08
27	20	A	4	Nicholas POWELL	Austin 7 Special	1:50.017	3	6	21.418	0.934	60.56
28	8*	B	6	Peter MARSH	Austin Pigsty - Supersnort	2:11.419	2	2	42.820	21.402	50.70
29	17	A	5	Matt TOMKINS	Austin 7 Tomkins Special	2:19.346	4	4	50.747	7.927	47.81
30	9*	A	6	Thomas EMDEN	Austin 7	2:33.278	2	3	1:04.679	13.932	43.47
31	6	A	7	Richard VERHEYDEN	Austin Ulster Badfrog			0			

Comments:

*No. 8 & 9 - no working transponder, please rectify for your next session

Weather / Track : Cloudy / Dry

These results are provisional until the conclusion of any judicial and technical matters.

Date: 18/08/2024 Start: 09:00 Finish: 09:22

Silverstone International: 1.8508 miles

Clerk Of Course: Lynne Spurr

Stewards:

Timekeeper: Stewart Burr





Raceparts Historic 750 Formula Series

QUALIFYING - RACES 14 & 18 - 2ND FASTEST CLASSIFICATION



POS	NO	CL	PIC	NAME	ENTRY	TIME	ON	LAPS	GAP	DIFF	MPH
1	29	C	1	John VILLAGE	Village V2	1:30.014	1	4			74.02
2	31	D	1	Gregg CATTON	Dison Type 64	1:33.381	4	7	3.367	3.367	71.35
3	78	C	2	Bill COWLEY	Warren 750F	1:33.652	7	7	3.638	0.271	71.14
4	7	C	3	Graham WILSON	Time 3B	1:34.728	4	4	4.714	1.076	70.34
5	18	B	1	Timothy ROEBUCK	Austin 7 Special	1:35.065	6	8	5.051	0.337	70.09
6	72	C	4	Trefor SLATTER	Centaur Mk11	1:35.143	6	7	5.129	0.078	70.03
7	23	C	5	Lyndon THRUSTON	HCS Mk2	1:35.290	3	6	5.276	0.147	69.92
8	65	C	6	Juerg SCHNEIDER	Racekits Merlin	1:35.334	6	7	5.320	0.044	69.89
9	37	C	7	John DONLEY	Racekits Merlin	1:36.921	5	6	6.907	1.587	68.74
10	67	C	8	Paul MASON	Whippet H750F	1:37.288	7	7	7.274	0.367	68.48
11	16	B	2	Nicolas KOMAROFF	Austin 7	1:37.312	2	2	7.298	0.024	68.47
12	26	C	9	Mike WHITBY	Centaur Mk16	1:38.289	4	7	8.275	0.977	67.79
13	81	C	10	Samuel BAYLISS	Centaur Mk14	1:38.536	2	6	8.522	0.247	67.62
14	41	C	11	Christopher JONES	DNC LHD	1:38.599	6	7	8.585	0.063	67.57
15	5	C	12	Michael HARVEY	JB Special	1:39.912	7	7	9.898	1.313	66.69
16	88	B	3	Richard CARTER	Austin 7	1:40.080	4	4	10.066	0.168	66.57
17	99	C	13	David LEWIS	Jeffrey Mk1B	1:40.154	3	7	10.140	0.074	66.52
18	44	C	14	Jon MCDONALD	Marrow H750F	1:41.988	2	6	11.974	1.834	65.33
19	1	C	15	Gregan THRUSTON	Rawson Special	1:42.127	3	3	12.113	0.139	65.24
20	87	C	16	Luigi BAYLISS	Centaur Mk16	1:43.060	6	6	13.046	0.933	64.65
21	13	C	17	Ben BOULT	Centaur Mk16	1:43.686	5	6	13.672	0.626	64.26
22	11	B	4	James MILES	Austin 7 Monoposto	1:44.215	3	6	14.201	0.529	63.93
23	66	A	1	Nick HAYWARD-COOK	Austin 7	1:48.031	3	6	18.017	3.816	61.67
24	22	A	2	Charlie PLAIN-JONES	Austin 7 Cowley Special	1:49.800	2	5	19.786	1.769	60.68
25	20	A	3	Nicholas POWELL	Austin 7 Special	1:50.828	6	6	20.814	1.028	60.12
26	85	A	4	John MOSS	Austin 7 Sports	1:51.062	5	6	21.048	0.234	59.99
27	77	B	5	William KIRK	Austin 7 Monoposto	1:51.271	1	6	21.257	0.209	59.88
28	8*	B	6	Peter MARSH	Austin Pigsty - Supersnort	2:14.475	1	2	44.461	23.204	49.54
29	17	A	5	Matt TOMKINS	Austin 7 Tomkins Special	2:19.994	1	4	49.980	5.519	47.59
30	9*	A	6	Thomas EMDEN	Austin 7	2:37.430	1	3	1:07.416	17.436	42.32
32	6	A	8	Richard VERHEYDEN	Austin Ulster Badfrog			0			

Comments:

*No. 8 & 9 - no working transponder, please rectify for your next session

Weather / Track : Cloudy / Dry

These results are provisional until the conclusion of any judicial and technical matters.

Date: 18/08/2024 Start: 09:00 Finish: 09:22

Silverstone International: 1.8508 miles

Clerk Of Course: Lynne Spurr

Stewards:

Timekeeper: Stewart Burr



Raceparts Historic 750 Formula Series

QUALIFYING - RACES 14 & 18 - LAP ANALYSIS

DIFF = Difference To Personal Best Lap

P1 29 John VILLAGE				
LAP	LAP TIME	DIFF	MPH	TIME OF DAY
1 -	1:30.014 (2)	1.415	74.02	09:03:39.103
2 -	1:31.602	3.003	72.74	09:05:10.705
3 -	1:31.394 (3)	2.795	72.90	09:06:42.099
4 -	1:28.599 (1)		75.20	09:08:10.698

P2 78 Bill COWLEY				
LAP	LAP TIME	DIFF	MPH	TIME OF DAY
1 -	1:35.177	3.659	70.00	09:04:09.515
2 -	1:34.010	2.492	70.87	09:05:43.525
3 -	1:33.888 (3)	2.370	70.96	09:07:17.413
4 -	1:31.518 (1)		72.80	09:08:48.931
5 -	10:51.710	9:20.192	10.22	09:19:40.641
6 -	1:34.834	3.316	70.26	09:21:15.475
7 -	1:33.652 (2)	2.134	71.14	09:22:49.127

P3 31 Gregg CATTON				
LAP	LAP TIME	DIFF	MPH	TIME OF DAY
1 -	1:48.061	15.308	61.66	09:04:14.267
2 -	1:34.205	1.452	70.73	09:05:48.472
3 -	1:36.130	3.377	69.31	09:07:24.602
4 -	1:33.381 (2)	0.628	71.35	09:08:57.983
5 -	10:17.395	8:44.642	10.79	09:19:15.378
6 -	1:34.041 (3)	1.288	70.85	09:20:49.419
7 -	1:32.753 (1)		71.83	09:22:22.172

P4 72 Trefor SLATTER				
LAP	LAP TIME	DIFF	MPH	TIME OF DAY
1 -	1:37.764	4.861	68.15	09:03:44.538
2 -	1:42.497	9.594	65.00	09:05:27.035
3 -	1:35.669	2.766	69.64	09:07:02.704
4 -	1:35.578 (3)	2.675	69.71	09:08:38.282
5 -	10:38.039	9:05.136	10.44	09:19:16.321
6 -	1:35.143 (2)	2.240	70.03	09:20:51.464
7 -	1:32.903 (1)		71.72	09:22:24.367

P5 23 Lyndon THRUSTON				
LAP	LAP TIME	DIFF	MPH	TIME OF DAY
1 -	1:39.508	6.503	66.96	09:04:38.466
2 -	1:35.537	2.532	69.74	09:06:14.003
3 -	1:35.290 (2)	2.285	69.92	09:07:49.293
4 -	11:44.346	10:11.341	9.46	09:19:33.639
5 -	1:35.442 (3)	2.437	69.81	09:21:09.081
6 -	1:33.005 (1)		71.64	09:22:42.086

P6 65 Juerg SCHNEIDER				
LAP	LAP TIME	DIFF	MPH	TIME OF DAY
1 -	1:42.602	9.538	64.94	09:04:00.443
2 -	1:41.537	8.473	65.62	09:05:41.980
3 -	1:43.380	10.316	64.45	09:07:25.360
4 -	1:35.597 (3)	2.533	69.70	09:09:00.957
5 -	10:13.794	8:40.730	10.85	09:19:14.751
6 -	1:35.334 (2)	2.270	69.89	09:20:50.085
7 -	1:33.064 (1)		71.59	09:22:23.149

P7 18 Timothy ROEBUCK				
LAP	LAP TIME	DIFF	MPH	TIME OF DAY
1 -	1:41.698	7.565	65.51	09:03:54.822

DIFF = Difference To Personal Best Lap

2 -	1:36.994	2.861	68.69	09:05:31.816
3 -	1:36.613	2.480	68.96	09:07:08.429
4 -	1:35.658 (3)	1.525	69.65	09:08:44.087
5 -	10:08.920	8:34.787	10.94	09:18:53.007
6 -	1:35.065 (2)	0.932	70.09	09:20:28.072
7 -	1:34.133 (1)		70.78	09:22:02.205
8 -	1:36.047	1.914	69.37	09:23:38.252

P8 7 Graham WILSON				
LAP	LAP TIME	DIFF	MPH	TIME OF DAY
1 -	1:38.248	3.621	67.82	09:03:52.210
2 -	1:36.351 (3)	1.724	69.15	09:05:28.561
3 -	1:34.627 (1)		70.41	09:07:03.188
4 -	1:34.728 (2)	0.101	70.34	09:08:37.916

P9 67 Paul MASON				
LAP	LAP TIME	DIFF	MPH	TIME OF DAY
1 -	1:39.448	4.328	67.00	09:04:08.144
2 -	1:37.993	2.873	67.99	09:05:46.137
3 -	1:40.957	5.837	66.00	09:07:27.094
4 -	1:35.120 (1)		70.05	09:09:02.214
5 -	10:19.492	8:44.372	10.75	09:19:21.706
6 -	1:37.531 (3)	2.411	68.31	09:20:59.237
7 -	1:37.288 (2)	2.168	68.48	09:22:36.525

P10 37 John DONLEY				
LAP	LAP TIME	DIFF	MPH	TIME OF DAY
1 -	1:47.243	11.707	62.13	09:04:46.684
2 -	1:40.995	5.459	65.97	09:06:27.679
3 -	1:40.417 (3)	4.881	66.35	09:08:08.096
4 -	11:31.805	9:56.269	9.63	09:19:39.901
5 -	1:36.921 (2)	1.385	68.74	09:21:16.822
6 -	1:35.536 (1)		69.74	09:22:52.358

P11 16 Nicolas KOMAROFF				
LAP	LAP TIME	DIFF	MPH	TIME OF DAY
1 -	1:36.453 (1)		69.08	09:04:03.596
2 -	1:37.312 (2)	0.859	68.47	09:05:40.908

P12 99 David LEWIS				
LAP	LAP TIME	DIFF	MPH	TIME OF DAY
1 -	1:44.613 (3)	7.799	63.69	09:03:57.399
2 -	1:55.298	18.484	57.79	09:05:52.697
3 -	1:40.154 (2)	3.340	66.52	09:07:32.851
4 -	1:36.814 (1)		68.82	09:09:09.665
5 -	10:13.497	8:36.683	10.86	09:19:23.162
6 -	1:56.246	19.432	57.32	09:21:19.408
7 -	2:07.694 P	30.880	52.18	09:23:27.102

P13 81 Samuel BAYLISS				
LAP	LAP TIME	DIFF	MPH	TIME OF DAY
1 -	1:43.203	6.098	64.56	09:04:48.102
2 -	1:38.536 (2)	1.431	67.62	09:06:26.638
3 -	1:39.493	2.388	66.97	09:08:06.131
4 -	11:26.263	9:49.158	9.70	09:19:32.394
5 -	1:39.404 (3)	2.299	67.03	09:21:11.798
6 -	1:37.105 (1)		68.61	09:22:48.903

Raceparts Historic 750 Formula Series

QUALIFYING - RACES 14 & 18 - LAP ANALYSIS

DIFF = Difference To Personal Best Lap

P14 13 Ben BOULT				
LAP	LAP TIME	DIFF	MPH	TIME OF DAY
1 -	2:02.461	25.091	54.41	09:05:06.208
2 -	1:44.792 (3)	7.422	63.58	09:06:51.000
3 -	1:52.718	15.348	59.11	09:08:43.718
4 -	10:23.223	8:45.853	10.69	09:19:06.941
5 -	1:43.686 (2)	6.316	64.26	09:20:50.627
6 -	1:37.370 (1)		68.43	09:22:27.997

P15 41 Christopher JONES				
LAP	LAP TIME	DIFF	MPH	TIME OF DAY
1 -	1:49.265	11.769	60.98	09:04:01.043
2 -	1:40.520 (3)	3.024	66.28	09:05:41.563
3 -	1:41.540	4.044	65.62	09:07:23.103
4 -	1:37.496 (1)		68.34	09:09:00.599
5 -	11:14.711	9:37.215	9.87	09:20:15.310
6 -	1:38.599 (2)	1.103	67.57	09:21:53.909
7 -	1:43.993	6.497	64.07	09:23:37.902

P16 5 Michael HARVEY				
LAP	LAP TIME	DIFF	MPH	TIME OF DAY
1 -	1:41.737	4.086	65.49	09:04:02.648
2 -	1:42.832	5.181	64.79	09:05:45.480
3 -	1:42.174	4.523	65.21	09:07:27.654
4 -	1:37.651 (1)		68.23	09:09:05.305
5 -	10:16.747	8:39.096	10.80	09:19:22.052
6 -	1:41.720 (3)	4.069	65.50	09:21:03.772
7 -	1:39.912 (2)	2.261	66.69	09:22:43.684

P17 26 Mike WHITBY				
LAP	LAP TIME	DIFF	MPH	TIME OF DAY
1 -	1:41.795	3.696	65.45	09:04:00.253
2 -	1:38.099 (1)		67.92	09:05:38.352
3 -	1:38.792 (3)	0.693	67.44	09:07:17.144
4 -	1:38.289 (2)	0.190	67.79	09:08:55.433
5 -	10:23.049	8:44.950	10.69	09:19:18.482
6 -	1:39.920	1.821	66.68	09:20:58.402
7 -	1:40.521	2.422	66.28	09:22:38.923

P18 88 Richard CARTER				
LAP	LAP TIME	DIFF	MPH	TIME OF DAY
1 -	1:46.986	8.827	62.28	09:04:10.079
2 -	1:38.159 (1)		67.88	09:05:48.238
3 -	1:45.535 (3)	7.376	63.13	09:07:33.773
4 -	1:40.080 (2)	1.921	66.57	09:09:13.853

P19 44 Jon MCDONALD				
LAP	LAP TIME	DIFF	MPH	TIME OF DAY
1 -	1:47.588	7.272	61.93	09:04:47.291
2 -	1:41.988 (2)	1.672	65.33	09:06:29.279
3 -	1:40.316 (1)		66.42	09:08:09.595
4 -	11:30.867	9:50.551	9.64	09:19:40.462
5 -	1:43.538 (3)	3.222	64.35	09:21:24.000
6 -	1:44.384	4.068	63.83	09:23:08.384

P20 1 Gregan THRUSTON				
LAP	LAP TIME	DIFF	MPH	TIME OF DAY
1 -	1:53.060 (3)	10.956	58.93	09:04:43.417
2 -	1:42.104 (1)		65.25	09:06:25.521

DIFF = Difference To Personal Best Lap

P21 87 Luigi BAYLISS				
LAP	LAP TIME	DIFF	MPH	TIME OF DAY
3 -	1:42.127 (2)	0.023	65.24	09:08:07.648
1 -	2:03.611	20.629	53.90	09:05:21.638
2 -	1:47.105	4.123	62.21	09:07:08.743
3 -	1:46.466 (3)	3.484	62.58	09:08:55.209
4 -	10:25.050	8:42.068	10.66	09:19:20.259
5 -	1:42.982 (1)		64.70	09:21:03.241
6 -	1:43.060 (2)	0.078	64.65	09:22:46.301

P22 11 James MILES				
LAP	LAP TIME	DIFF	MPH	TIME OF DAY
1 -	1:45.460	1.341	63.18	09:04:13.410
2 -	1:44.861 (3)	0.742	63.54	09:05:58.271
3 -	1:44.215 (2)	0.096	63.93	09:07:42.486
4 -	11:55.376	10:11.257	9.31	09:19:37.862
5 -	1:45.906	1.787	62.91	09:21:23.768
6 -	1:44.119 (1)		63.99	09:23:07.887

P23 22 Charlie PLAIN-JONES				
LAP	LAP TIME	DIFF	MPH	TIME OF DAY
1 -	1:51.797 (3)	6.286	59.60	09:04:52.878
2 -	1:49.800 (2)	4.289	60.68	09:06:42.678
3 -	1:45.511 (1)		63.15	09:08:28.189
4 -	10:27.886	8:42.375	10.61	09:18:56.075
5 -	1:53.180	7.669	58.87	09:20:49.255

P24 66 Nick HAYWARD-COOK				
LAP	LAP TIME	DIFF	MPH	TIME OF DAY
1 -	1:53.909	7.077	58.49	09:05:03.268
2 -	1:51.475	4.643	59.77	09:06:54.743
3 -	1:48.031 (2)	1.199	61.67	09:08:42.774
4 -	10:33.374	8:46.542	10.52	09:19:16.148
5 -	1:50.426 (3)	3.594	60.34	09:21:06.574
6 -	1:46.832 (1)		62.37	09:22:53.406

P25 77 William KIRK				
LAP	LAP TIME	DIFF	MPH	TIME OF DAY
1 -	1:51.271 (2)	2.211	59.88	09:04:51.167
2 -	1:55.072	6.012	57.90	09:06:46.239
3 -	1:51.931 (3)	2.871	59.52	09:08:38.170
4 -	10:41.350	8:52.290	10.38	09:19:19.520
5 -	1:53.897	4.837	58.50	09:21:13.417
6 -	1:49.060 (1)		61.09	09:23:02.477

P26 85 John MOSS				
LAP	LAP TIME	DIFF	MPH	TIME OF DAY
1 -	1:55.052	5.969	57.91	09:04:50.629
2 -	1:54.142	5.059	58.37	09:06:44.771
3 -	1:52.799 (3)	3.716	59.07	09:08:37.570
4 -	10:25.491	8:36.408	10.65	09:19:03.061
5 -	1:51.062 (2)	1.979	59.99	09:20:54.123
6 -	1:49.083 (1)		61.08	09:22:43.206

P27 20 Nicholas POWELL				
LAP	LAP TIME	DIFF	MPH	TIME OF DAY
1 -	1:55.604	5.587	57.63	09:04:53.930
2 -	1:52.057 (3)	2.040	59.46	09:06:45.987

Raceparts Historic 750 Formula Series

QUALIFYING - RACES 14 & 18 - LAP ANALYSIS

DIFF = Difference To Personal Best Lap

3 -	1:50.017 (1)		60.56	09:08:36.004
4 -	10:24.836	8:34.819	10.66	09:19:00.840
5 -	1:54.463	4.446	58.21	09:20:55.303
6 -	1:50.828 (2)	0.811	60.12	09:22:46.131

P28 8 Peter MARSH				
LAP	LAP TIME	DIFF	MPH	TIME OF DAY
1 -	2:14.475 (2)	3.056	49.54	09:05:13.552
2 -	2:11.419 (1)		50.70	09:07:24.971

P29 17 Matt TOMKINS				
LAP	LAP TIME	DIFF	MPH	TIME OF DAY
1 -	2:19.994 (2)	0.648	47.59	09:05:31.577
2 -	2:20.485 (3)	1.139	47.43	09:07:52.062
3 -	12:15.842	9:56.496	9.05	09:20:07.904
4 -	2:19.346 (1)		47.81	09:22:27.250

P30 9 Thomas EMDEN				
LAP	LAP TIME	DIFF	MPH	TIME OF DAY
1 -	2:37.430 (2)	4.152	42.32	09:06:40.819
2 -	2:33.278 (1)		43.47	09:09:14.097
3 -	11:16.386 P	8:43.108	9.85	09:20:30.483

Raceparts Historic 750 Formula Series

QUALIFYING - RACES 14 & 18 - STATISTICS

Competitors Started 31
Planned Start 2024-08-18 @ 09:00:00.000
Actual Start 2024-08-18 @ 09:00:18.146
Finish Time 2024-08-18 @ 09:22:13.266
Track Length 1.8508mi.
Total Laps 168
Total Distance Covered 310.9506mi.

Session Fastest Lap History

NO	CL	NAME	LAP TIME	TIME OF DAY	LAP	VEHICLE
29	C	John VILLAGE	1:30.014	09:03:39.198	1	Village V2
29	C	John VILLAGE	1:28.599	09:08:10.791	4	Village V2

Flag History

TYPE	TIME OF DAY
GREEN	09:00:18.146
RED	09:09:16.153
GREEN	09:17:10.360
FINISH	09:22:13.266

Flag Statistics

TYPE	COUNT	TOTAL LAPS	TOTAL TIME
Green	2	8	16:10.423
Red	1	0	7:54.206
Safety Car	0	0	0.000
FCY	0	0	0.000

Raceparts Historic 750 Formula Series
QUALIFYING - RACES 14 & 18 - STATISTICS

CLASS : A

7 Starters

Fastest Lap History

NO	NAME	LAP TIME	TIME OF DAY	LAP	VEHICLE
85	John MOSS	1:55.052	09:04:50.824	1	Austin 7 Sports
22	Charlie PLAIN-JONES	1:51.797	09:04:53.025	1	Austin 7 Cowley Special
22	Charlie PLAIN-JONES	1:49.800	09:06:42.822	2	Austin 7 Cowley Special
22	Charlie PLAIN-JONES	1:45.511	09:08:28.346	3	Austin 7 Cowley Special

Raceparts Historic 750 Formula Series

QUALIFYING - RACES 14 & 18 - STATISTICS

CLASS : B

6 Starters

Fastest Lap History

NO	NAME	LAP TIME	TIME OF DAY	LAP	VEHICLE
18	Timothy ROEBUCK	1:41.698	09:03:54.962	1	Austin 7 Special
16	Nicolas KOMAROFF	1:36.453	09:04:03.753	1	Austin 7
18	Timothy ROEBUCK	1:35.658	09:08:44.226	4	Austin 7 Special
18	Timothy ROEBUCK	1:35.065	09:20:28.214	6	Austin 7 Special
18	Timothy ROEBUCK	1:34.133	09:22:02.340	7	Austin 7 Special

Raceparts Historic 750 Formula Series

QUALIFYING - RACES 14 & 18 - STATISTICS

CLASS : C

17 Starters

Fastest Lap History

NO	NAME	LAP TIME	TIME OF DAY	LAP	VEHICLE
29	John VILLAGE	1:30.014	09:03:39.198	1	Village V2
29	John VILLAGE	1:28.599	09:08:10.791	4	Village V2

Raceparts Historic 750 Formula Series

QUALIFYING - RACES 14 & 18 - STATISTICS

CLASS : D

1 Starters

Fastest Lap History

NO	NAME	LAP TIME	TIME OF DAY	LAP	VEHICLE
31	Gregg CATTON	1:48.061	09:04:14.369	1	Dison Type 64
31	Gregg CATTON	1:34.205	09:05:48.578	2	Dison Type 64
31	Gregg CATTON	1:33.381	09:08:58.083	4	Dison Type 64
31	Gregg CATTON	1:32.753	09:22:22.273	7	Dison Type 64



Raceparts Historic 750 Formula Series

RACE 14 - GRID (15 minutes)



ROW 15	30	9	2:33.278 Thomas EMDEN	29	17	2:19.346 Matt TOMKINS
ROW 14	28	8	2:11.419 Peter MARSH	27	20	1:50.017 Nicholas POWELL
ROW 13	26	85	1:49.083 John MOSS	25	77	1:49.060 William KIRK
ROW 12	24	66	1:46.832 Nick HAYWARD-COOK	23	22	1:45.511 Charlie PLAIN-JONES
ROW 11	22	11	1:44.119 James MILES	21	87	1:42.982 Luigi BAYLISS
ROW 10	20	1	1:42.104 Grega THRUSTON	19	44	1:40.316 Jon MCDONALD
ROW 9	18	88	1:38.159 Richard CARTER	17	26	1:38.099 Mike WHITBY
ROW 8	16	5	1:37.651 Michael HARVEY	15	41	1:37.496 Christopher JONES
ROW 7	14	13	1:37.370 Ben BOULT	13	81	1:37.105 Samuel BAYLISS
ROW 6	12	99	1:36.814 David LEWIS	11	16	1:36.453 Nicolas KOMAROFF
ROW 5	10	37	1:35.536 John DONLEY	9	65	1:33.064 Juerg SCHNEIDER
ROW 4	8	67	1:35.120 Paul MASON	7	7	1:34.627 Graham WILSON
ROW 3	6	18	1:34.133 Timothy ROEBUCK	5	23	1:33.005 Lyndon THRUSTON
ROW 2	4	72	1:32.903 Trefor SLATTER	3	31	1:32.753 Gregg CATTON
ROW 1	2	78	1:31.518 Bill COWLEY	1	29	1:28.599 John VILLAGE
Pole						

Comments:
*No. 65 - 3 place grid penalty from previous round

These results are provisional until the conclusion of any judicial and technical matters.

Silverstone International: 1.8508 miles

Clerk Of Course: Lynne Spurr

Stewards:

Timekeeper: Stewart Burr





Raceparts Historic 750 Formula Series

RACE 14 - CLASSIFICATION

Race Distance: 6 Laps / 11.10 miles



POS	NO	CL	PIC	NAME	ENTRY	LAPS	TIME	GAP	DIFF	MPH	BEST	ON	GRD	↑↓
1	78	C	1	Bill COWLEY	Warren 750F	6	9:10.416			72.63	1:30.157	5	2	1
2	31	D	1	Gregg CATTON	Dison Type 64	6	9:10.710	0.294	0.294	72.59	1:29.865	6	3	1
3	18	B	1	Timothy ROEBUCK	Austin 7 Special	6	9:30.338	19.922	19.628	70.09	1:32.176	2	7	4
4	23	C	2	Lyndon THRUSTON	HCS Mk2	6	9:32.684	22.268	2.346	69.81	1:31.492	5	5	1
5	99	C	3	David LEWIS	Jeffrey Mk1B	6	9:38.712	28.296	6.028	69.08	1:32.988	5	12	7
6	81	C	4	Samuel BAYLISS	Centaur Mk14	6	9:40.432	30.016	1.720	68.87	1:33.997	6	13	7
7	26	C	5	Mike WHITBY	Centaur Mk16	6	9:46.977	36.561	6.545	68.11	1:34.493	3	17	10
8	88	B	2	Richard CARTER	Austin 7	6	9:48.842	38.426	1.865	67.89	1:35.989	4	18	10
9	13	C	6	Ben BOULT	Centaur Mk16	6	9:55.094	44.678	6.252	67.18	1:35.325	2	14	5
10	44	C	7	Jon MCDONALD	Marrow H750F	6	10:01.018	50.602	5.924	66.51	1:37.248	3	19	9
11	87	C	8	Luigi BAYLISS	Centaur Mk16	6	10:14.077	1:03.661	13.059	65.10	1:39.899	2	21	10
12	41	C	9	Christopher JONES	DNC LHD	6	10:14.347	1:03.931	0.270	65.07	1:35.258	6	15	3
13	22	A	1	Charlie PLAIN-JONES	Austin 7 Cowley Special	6	10:32.658	1:22.242	18.311	63.19	1:43.035	6	23	10
14	66	A	2	Nick HAYWARD-COOK	Austin 7	6	10:43.730	1:33.314	11.072	62.10	1:43.648	2	24	10
15	77	B	3	William KIRK	Austin 7 Monoposto	6	10:57.833	1:47.417	14.103	60.77	1:45.398	5	25	10
16	20	A	3	Nicholas POWELL	Austin 7 Special	6	11:00.863	1:50.447	3.030	60.49	1:46.070	4	27	11
17	85	A	4	John MOSS	Austin 7 Sports	5	9:10.954	1 Lap	1 Lap	60.46	1:47.872	4	26	9
18	17	A	5	Matt TOMKINS	Austin 7 Tomkins Special	5	11:03.247	1 Lap	1:52.293	50.23	2:08.558	2	29	11
19	67	C	10	Paul MASON	Whippet H750F	4	9:12.706	2 Laps	1 Lap	48.22	1:30.858	4	9	-10

NOT CLASSIFIED

DNF	8	B		Peter MARSH	Austin Pigsty - Supersnort	4	7:16.768	2 Laps		61.02	1:44.795	4	28	
DNF	65	C		Juerg SCHNEIDER	Racekits Merlin	2	3:40.422	4 Laps	2 Laps	60.45	1:48.521	1	6	
DNF	72	C		Trefor SLATTER	Centaur Mk11	0							4	
DNF	7	C		Graham WILSON	Time 3B	0							8	
DNF	37	C		John DONLEY	Racekits Merlin	0							10	
DNF	16	B		Nicolas KOMAROFF	Austin 7	0							11	

NOT STARTED

NS	29	C		John VILLAGE	Village V2									1
NS	5	C		Michael HARVEY	JB Special									16
NS	1	C		Gregan THRUSTON	Rawson Special									20
NS	11	B		James MILES	Austin 7 Monoposto									22
NS	9	A		Thomas EMDEN	Austin 7									30

FASTEST LAP

31	D			Gregg CATTON	Dison Type 64	6	1:29.865			74.14 mph				119.32 kph
78	C			Bill COWLEY	Warren 750F	5	1:30.157			73.90 mph				118.94 kph
18	B			Timothy ROEBUCK	Austin 7 Special	2	1:32.176			72.28 mph				116.33 kph
22	A			Charlie PLAIN-JONES	Austin 7 Cowley Special	6	1:43.035			64.66 mph				104.07 kph

Comments:

*No. 7, 16, 37 & 72 did not take the restart

*No. 1, 5, 9, 11 & 29 did not take the original start

Weather / Track : Cloudy / Dry

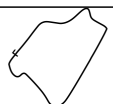
These results are provisional until the conclusion of any judicial and technical matters.

Date: 18/08/2024 Start: 12:09 Finish: 12:18
Silverstone International: 1.8508 miles

Clerk Of Course: Lynne Spurr

Stewards:

Timekeeper: Stewart Burr



Raceparts Historic 750 Formula Series

RACE 14 - LAP ANALYSIS

DIFF = Difference To Personal Best Lap

P1 78 Bill COWLEY				
LAP	LAP TIME	DIFF	MPH	TIME OF DAY
1 -	1:35.319	5.162	69.90	12:11:11.008
2 -	1:31.255	1.098	73.01	12:12:42.263
3 -	1:32.398	2.241	72.11	12:14:14.661
4 -	1:30.167 (2)	0.010	73.89	12:15:44.828
5 -	1:30.157 (1)		73.90	12:17:14.985
6 -	1:31.120 (3)	0.963	73.12	12:18:46.105

P2 31 Gregg CATTON				
LAP	LAP TIME	DIFF	MPH	TIME OF DAY
1 -	1:36.300	6.435	69.19	12:11:11.989
2 -	1:30.455 (2)	0.590	73.66	12:12:42.444
3 -	1:31.622	1.757	72.72	12:14:14.066
4 -	1:30.584 (3)	0.719	73.55	12:15:44.650
5 -	1:31.884	2.019	72.51	12:17:16.534
6 -	1:29.865 (1)		74.14	12:18:46.399

P3 18 Timothy ROEBUCK				
LAP	LAP TIME	DIFF	MPH	TIME OF DAY
1 -	1:37.698	5.522	68.20	12:11:13.387
2 -	1:32.176 (1)		72.28	12:12:45.563
3 -	1:32.771 (2)	0.595	71.82	12:14:18.334
4 -	1:35.392 (3)	3.216	69.85	12:15:53.726
5 -	1:35.712	3.536	69.61	12:17:29.438
6 -	1:36.589	4.413	68.98	12:19:06.027

P4 23 Lyndon THRUSTON				
LAP	LAP TIME	DIFF	MPH	TIME OF DAY
1 -	1:49.587	18.095	60.80	12:11:25.276
2 -	1:34.212	2.720	70.72	12:12:59.488
3 -	1:32.572 (3)	1.080	71.97	12:14:32.060
4 -	1:32.723	1.231	71.86	12:16:04.783
5 -	1:31.492 (1)		72.82	12:17:36.275
6 -	1:32.098 (2)	0.606	72.34	12:19:08.373

P5 99 David LEWIS				
LAP	LAP TIME	DIFF	MPH	TIME OF DAY
1 -	1:44.137	11.149	63.98	12:11:19.826
2 -	1:36.063	3.075	69.36	12:12:55.889
3 -	1:35.985 (3)	2.997	69.41	12:14:31.874
4 -	1:36.394	3.406	69.12	12:16:08.268
5 -	1:32.988 (1)		71.65	12:17:41.256
6 -	1:33.145 (2)	0.157	71.53	12:19:14.401

P6 81 Samuel BAYLISS				
LAP	LAP TIME	DIFF	MPH	TIME OF DAY
1 -	1:43.942	9.945	64.10	12:11:19.631
2 -	1:36.065	2.068	69.36	12:12:55.696
3 -	1:35.546 (3)	1.549	69.73	12:14:31.242
4 -	1:35.928	1.931	69.46	12:16:07.170
5 -	1:34.954 (2)	0.957	70.17	12:17:42.124
6 -	1:33.997 (1)		70.88	12:19:16.121

P7 26 Mike WHITBY				
LAP	LAP TIME	DIFF	MPH	TIME OF DAY
1 -	1:47.435	12.942	62.02	12:11:23.124
2 -	1:37.376	2.883	68.42	12:13:00.500
3 -	1:34.493 (1)		70.51	12:14:34.993

DIFF = Difference To Personal Best Lap

4 -	1:36.008 (3)	1.515	69.40	12:16:11.001
5 -	1:36.785	2.292	68.84	12:17:47.786
6 -	1:34.880 (2)	0.387	70.22	12:19:22.666

P8 88 Richard CARTER				
LAP	LAP TIME	DIFF	MPH	TIME OF DAY
1 -	1:45.966	9.977	62.88	12:11:21.655
2 -	1:38.305	2.316	67.78	12:12:59.960
3 -	1:36.003 (2)	0.014	69.40	12:14:35.963
4 -	1:35.989 (1)		69.41	12:16:11.952
5 -	1:36.190 (3)	0.201	69.27	12:17:48.142
6 -	1:36.389	0.400	69.12	12:19:24.531

P9 13 Ben BOULT				
LAP	LAP TIME	DIFF	MPH	TIME OF DAY
1 -	1:39.639	4.314	66.87	12:11:15.328
2 -	1:35.325 (1)		69.90	12:12:50.653
3 -	1:37.328	2.003	68.46	12:14:27.981
4 -	1:49.806	14.481	60.68	12:16:17.787
5 -	1:37.032 (3)	1.707	68.67	12:17:54.819
6 -	1:35.964 (2)	0.639	69.43	12:19:30.783

P10 44 Jon MCDONALD				
LAP	LAP TIME	DIFF	MPH	TIME OF DAY
1 -	1:46.972	9.724	62.28	12:11:22.661
2 -	1:39.469	2.221	66.98	12:13:02.130
3 -	1:37.248 (1)		68.51	12:14:39.378
4 -	1:38.863 (2)	1.615	67.39	12:16:18.241
5 -	1:39.554	2.306	66.93	12:17:57.795
6 -	1:38.912 (3)	1.664	67.36	12:19:36.707

P11 87 Luigi BAYLISS				
LAP	LAP TIME	DIFF	MPH	TIME OF DAY
1 -	1:48.136	8.237	61.61	12:11:23.825
2 -	1:39.899 (1)		66.69	12:13:03.724
3 -	1:40.569 (2)	0.670	66.25	12:14:44.293
4 -	1:41.691	1.792	65.52	12:16:25.984
5 -	1:42.992	3.093	64.69	12:18:08.976
6 -	1:40.790 (3)	0.891	66.11	12:19:49.766

P12 41 Christopher JONES				
LAP	LAP TIME	DIFF	MPH	TIME OF DAY
1 -	1:44.804	9.546	63.57	12:11:20.493
2 -	2:02.796	27.538	54.26	12:13:23.289
3 -	1:37.732	2.474	68.17	12:15:01.021
4 -	1:36.836 (2)	1.578	68.80	12:16:37.857
5 -	1:36.921 (3)	1.663	68.74	12:18:14.778
6 -	1:35.258 (1)		69.94	12:19:50.036

P13 22 Charlie PLAIN-JONES				
LAP	LAP TIME	DIFF	MPH	TIME OF DAY
1 -	1:51.837	8.802	59.57	12:11:27.526
2 -	1:43.875 (3)	0.840	64.14	12:13:11.401
3 -	1:43.265 (2)	0.230	64.52	12:14:54.666
4 -	1:45.630	2.595	63.08	12:16:40.296
5 -	1:45.016	1.981	63.44	12:18:25.312
6 -	1:43.035 (1)		64.66	12:20:08.347

Raceparts Historic 750 Formula Series

RACE 14 - LAP ANALYSIS

DIFF = Difference To Personal Best Lap

P14 66 Nick HAYWARD-COOK				
LAP	LAP TIME	DIFF	MPH	TIME OF DAY
1 -	1:52.530	8.882	59.21	12:11:28.219
2 -	1:43.648 (1)		64.28	12:13:11.867
3 -	1:44.712 (2)	1.064	63.63	12:14:56.579
4 -	1:46.517 (3)	2.869	62.55	12:16:43.096
5 -	1:46.574	2.926	62.52	12:18:29.670
6 -	1:49.749	6.101	60.71	12:20:19.419

P15 77 William KIRK				
LAP	LAP TIME	DIFF	MPH	TIME OF DAY
1 -	1:55.499	10.101	57.69	12:11:31.188
2 -	1:46.378 (2)	0.980	62.63	12:13:17.566
3 -	1:49.114	3.716	61.06	12:15:06.680
4 -	1:47.820 (3)	2.422	61.79	12:16:54.500
5 -	1:45.398 (1)		63.21	12:18:39.898
6 -	1:53.624	8.226	58.64	12:20:33.522

P16 20 Nicholas POWELL				
LAP	LAP TIME	DIFF	MPH	TIME OF DAY
1 -	1:56.242	10.172	57.32	12:11:31.931
2 -	1:48.486 (3)	2.416	61.42	12:13:20.417
3 -	1:49.358	3.288	60.93	12:15:09.775
4 -	1:46.070 (1)		62.81	12:16:55.845
5 -	1:46.845 (2)	0.775	62.36	12:18:42.690
6 -	1:53.862	7.792	58.52	12:20:36.552

P17 85 John MOSS				
LAP	LAP TIME	DIFF	MPH	TIME OF DAY
1 -	1:55.876	8.004	57.50	12:11:31.565
2 -	1:48.308 (2)	0.436	61.52	12:13:19.873
3 -	1:49.223 (3)	1.351	61.00	12:15:09.096
4 -	1:47.872 (1)		61.76	12:16:56.968
5 -	1:49.675	1.803	60.75	12:18:46.643

P18 17 Matt TOMKINS				
LAP	LAP TIME	DIFF	MPH	TIME OF DAY
1 -	2:18.609	10.051	48.07	12:11:54.298
2 -	2:08.558 (1)		51.83	12:14:02.856
3 -	2:13.993	5.435	49.72	12:16:16.849
4 -	2:10.362 (2)	1.804	51.11	12:18:27.211
5 -	2:11.725 (3)	3.167	50.58	12:20:38.936

P19 67 Paul MASON				
LAP	LAP TIME	DIFF	MPH	TIME OF DAY
1 -	4:34.932	3:04.074	24.23	12:14:10.621
2 -	1:34.811 (3)	3.953	70.27	12:15:45.432
3 -	1:32.105 (2)	1.247	72.34	12:17:17.537
4 -	1:30.858 (1)		73.33	12:18:48.395

P20 8 Peter MARSH				
LAP	LAP TIME	DIFF	MPH	TIME OF DAY
1 -	2:00.437	15.642	55.32	12:11:36.126
2 -	1:45.617 (2)	0.822	63.08	12:13:21.743
3 -	1:45.919 (3)	1.124	62.90	12:15:07.662
4 -	1:44.795 (1)		63.58	12:16:52.457

DIFF = Difference To Personal Best Lap

P21 65 Juerg SCHNEIDER				
LAP	LAP TIME	DIFF	MPH	TIME OF DAY
1 -	1:48.521 (1)		61.40	12:11:24.210
2 -	1:51.901 P	3.379	59.54	12:13:16.111

Raceparts Historic 750 Formula Series

RACE 14 - LAP CHART

LAP 1 @ 12:11:11.008			LAP 2 @ 12:12:42.263			LAP 3 @ 12:14:14.066			LAP 4 @ 12:15:44.650			LAP 5 @ 12:17:14.985		
NO	BEHIND	LAP TIME	NO	BEHIND	LAP TIME	NO	BEHIND	LAP TIME	NO	BEHIND	LAP TIME	NO	BEHIND	LAP TIME
78		1:35.319	78		1:31.255	31		1:31.622	31		1:30.584	78		1:30.157
31	0.981	1:36.300	31	0.181	1:30.455	78	0.595	1:32.398	78	0.178	1:30.167	31	1.549	1:31.884
18	2.379	1:37.698	18	3.300	1:32.176	18	4.268	1:32.771	67	2 Laps	1:34.811	67	2 Laps	1:32.105
13	4.320	1:39.639	13	8.390	1:35.325	13	13.915	1:37.328	18	9.076	1:35.392	18	14.453	1:35.712
81	8.623	1:43.942	81	13.433	1:36.065	81	17.176	1:35.546	23	20.133	1:32.723	23	21.290	1:31.492
99	8.818	1:44.137	99	13.626	1:36.063	99	17.808	1:35.985	81	22.520	1:35.928	99	26.271	1:32.988
41	9.485	1:44.804	23	17.225	1:34.212	23	17.994	1:32.572	99	23.618	1:36.394	81	27.139	1:34.954
88	10.647	1:45.966	88	17.697	1:38.305	26	20.927	1:34.493	26	26.351	1:36.008	26	32.801	1:36.785
44	11.653	1:46.972	26	18.237	1:37.376	88	21.897	1:36.003	88	27.302	1:35.989	88	33.157	1:36.190
26	12.116	1:47.435	44	19.867	1:39.469	44	25.312	1:37.248	17	1 Lap	2:13.993	13	39.834	1:37.032
87	12.817	1:48.136	87	21.461	1:39.899	87	30.227	1:40.569	13	33.137	1:49.806	44	42.810	1:39.554
65	13.202	1:48.521	22	29.138	1:43.875	22	40.600	1:43.265	44	33.591	1:38.863	87	53.991	1:42.992
23	14.268	1:49.587	66	29.604	1:43.648	66	42.513	1:44.712	87	41.334	1:41.691	41	59.793	1:36.921
22	16.518	1:51.837	65	33.848	1:51.901 P	41	46.955	1:37.732	41	53.207	1:36.836	22	1:10.327	1:45.016
66	17.211	1:52.530	77	35.303	1:46.378	77	52.614	1:49.114	22	55.646	1:45.630	17	1 Lap	2:10.362
77	20.180	1:55.499	85	37.610	1:48.308	8	53.596	1:45.919	66	58.446	1:46.517	66	1:14.685	1:46.574
85	20.557	1:55.876	20	38.154	1:48.486	85	55.030	1:49.223	8	1:07.807	1:44.795	77	1:24.913	1:45.398
20	20.923	1:56.242	8	39.480	1:45.617	20	55.709	1:49.358	77	1:09.850	1:47.820	20	1:27.705	1:46.845
8	25.118	2:00.437	41	41.026	2:02.796				20	1:11.195	1:46.070			
17	43.290	2:18.609	17	1:20.593	2:08.558				85	1:12.318	1:47.872			
			67	1 Lap	4:34.932									

Raceparts Historic 750 Formula Series

RACE 14 - LAP CHART

LAP 6 @ 12:18:46.105

NO	BEHIND	LAP TIME
78		1:31.120
31	0.294	1:29.865
85	1 Lap	1:49.675
67	2 Laps	1:30.858
18	19.922	1:36.589
23	22.268	1:32.098
99	28.296	1:33.145
81	30.016	1:33.997
26	36.561	1:34.880
88	38.426	1:36.389
13	44.678	1:35.964
44	50.602	1:38.912
87	1:03.661	1:40.790
41	1:03.931	1:35.258
22	1:22.242	1:43.035
66	1:33.314	1:49.749
77	1:47.417	1:53.624
20	1:50.447	1:53.862
17	1 Lap	2:11.725

Raceparts Historic 750 Formula Series

RACE 14 - POSITION CHART

No	Name	Lap Pos	Lap					
			1	2	3	4	5	6
29	VILLAGE	1	78	78	31	31	78	78
78	COWLEY	2	31	31	78	78	31	31
31	CATTON	3	18	18	18	18	18	18
72	SLATTER	4	13	13	13	23	23	23
23	THRUSTON	5	81	81	81	81	99	99
65	SCHNEIDER	6	99	99	99	99	81	81
18	ROEBUCK	7	41	23	23	26	26	26
7	WILSON	8	88	88	26	88	88	88
67	MASON	9	44	26	88	13	13	13
37	DONLEY	10	26	44	44	44	44	44
16	KOMAROFF	11	87	87	87	87	87	87
99	LEWIS	12	65	22	22	41	41	41
81	BAYLISS	13	23	66	66	22	22	22
13	BOULT	14	22	65	41	66	66	66
41	JONES	15	66	77	77	8	77	77
5	HARVEY	16	77	85	8	77	20	20
26	WHITBY	17	85	20	85	20	85	
88	CARTER	18	20	8	20	85	17	
44	MCDONALD	19	8	41	17	17		
1	THRUSTON	20	17	17	67	67		
87	BAYLISS	21	67	67				
11	MILES	22						
22	PLAIN-JONES	23						
66	HAYWARD-COOK	24						
77	KIRK	25						
85	MOSS	26						
20	POWELL	27						
8	MARSH	28						
17	TOMKINS	29						
9	EMDEN	30						



Raceparts Historic 750 Formula Series

RACE 14 - RED - FIRST PART RED FLAG STOP - INFORMATION SHEET



Race Distance: 1 Laps / 1.85 miles

POS	NO	CL	PIC	NAME	ENTRY	LAPS	TIME	GAP	DIFF	MPH	BEST	ON	GRD	↑↓
1	78	C	1	Bill COWLEY	Warren 750F	1	1:35.833			69.52	1:35.833	1	2	1
2	31	D	1	Gregg CATTON	Dison Type 64	1	1:36.368	0.535	0.535	69.14	1:36.368	1	3	1
3	81	C	2	Samuel BAYLISS	Centaur Mk14	1	1:43.018	7.185	6.650	64.68	1:43.018	1	13	10
4	88	B	1	Richard CARTER	Austin 7	1	1:44.033	8.200	1.015	64.04	1:44.033	1	18	14
5	99	C	3	David LEWIS	Jeffrey Mk1B	1	1:45.801	9.968	1.768	62.97	1:45.801	1	12	7
6	41	C	4	Christopher JONES	DNC LHD	1	1:46.525	10.692	0.724	62.55	1:46.525	1	15	9
7	67	C	5	Paul MASON	Whippet H750F	1	1:46.866	11.033	0.341	62.35	1:46.866	1	8	1
8	26	C	6	Mike WHITBY	Centaur Mk16	1	1:47.610	11.777	0.744	61.91	1:47.610	1	17	9
9	44	C	7	Jon MCDONALD	Marrow H750F	1	1:47.919	12.086	0.309	61.74	1:47.919	1	19	10
10	87	C	8	Luigi BAYLISS	Centaur Mk16	1	1:49.556	13.723	1.637	60.82	1:49.556	1	21	11
11	13	C	9	Ben BOULT	Centaur Mk16	1	1:50.467	14.634	0.911	60.31	1:50.467	1	14	3
12	18	B	2	Timothy ROEBUCK	Austin 7 Special	1	1:51.259	15.426	0.792	59.88	1:51.259	1	6	-6
13	22	A	1	Charlie PLAIN-JONES	Austin 7 Cowley Special	1	1:53.309	17.476	2.050	58.80	1:53.309	1	23	10
14	65	C	10	Juerg SCHNEIDER	Racekits Merlin	1	1:53.739	17.906	0.430	58.58	1:53.739	1	9	-5
15	66	A	2	Nick HAYWARD-COOK	Austin 7	1	1:54.241	18.408	0.502	58.32	1:54.241	1	24	9
16	77	B	3	William KIRK	Austin 7 Monoposto	1	1:56.703	20.870	2.462	57.09	1:56.703	1	25	9
17	16	B	4	Nicolas KOMAROFF	Austin 7	1	1:58.250	22.417	1.547	56.34			11	-6
18	85	A	3	John MOSS	Austin 7 Sports	1	2:00.817	24.984	2.567	55.15	2:00.817	1	26	8
19	8	B	5	Peter MARSH	Austin Pigsty - Supersnort	1	2:02.182	26.349	1.365	54.53	2:02.182	1	28	9
20	20	A	4	Nicholas POWELL	Austin 7 Special	1	2:02.574	26.741	0.392	54.36	2:02.574	1	27	7
21	17	A	5	Matt TOMKINS	Austin 7 Tomkins Special	1	2:19.771	43.938	17.197	47.67	2:19.771	1	29	8
22	37	C	11	John DONLEY	Racekits Merlin	1	2:29.599	53.766	9.828	44.54			10	-12
23	72	C	12	Trefor SLATTER	Centaur Mk11	0							4	-19
24	23	C	13	Lyndon THRUSTON	HCS Mk2	0							5	-19
25	7	C	14	Graham WILSON	Time 3B	0							7	-18

NOT STARTED

NS	29	C		John VILLAGE	Village V2									1
NS	5	C		Michael HARVEY	JB Special									16
NS	1	C		Gregan THRUSTON	Rawson Special									20
NS	11	B		James MILES	Austin 7 Monoposto									22
NS	9	A		Thomas EMDEN	Austin 7									30

FASTEST LAP

78	C			Bill COWLEY	Warren 750F	1	1:35.833			69.52 mph				111.89 kph
31	D			Gregg CATTON	Dison Type 64	1	1:36.368			69.14 mph				111.27 kph
88	B			Richard CARTER	Austin 7	1	1:44.033			64.04 mph				103.07 kph
22	A			Charlie PLAIN-JONES	Austin 7 Cowley Special	1	1:53.309			58.80 mph				94.63 kph

Comments:

*No. 65 - 3 place grid penalty from previous round

Red Flag (end of session): 11:52

Weather / Track : Cloudy / Dry

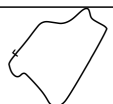
These results are provisional until the conclusion of any judicial and technical matters.

Date: 18/08/2024 Start: 11:48 Finish: 00:00
Silverstone International: 1.8508 miles

Clerk Of Course: Lynne Spurr

Stewards:

Timekeeper: Stewart Burr



Raceparts Historic 750 Formula Series

RACE 14 - STATISTICS

Competitors Started	21
Planned Start	2024-08-18 @ 11:55:00.000
Actual Start	2024-08-18 @ 12:09:35.688
Finish Time	2024-08-18 @ 12:18:45.612
Track Length	1.8508mi.
Total Laps	116
Total Distance Covered	214.7040mi.

Session Fastest Lap History

NO	CL	NAME	LAP TIME	TIME OF DAY	LAP	VEHICLE
78	C	Bill COWLEY	1:35.319	12:11:11.130	1	Warren 750F
78	C	Bill COWLEY	1:31.255	12:12:42.399	2	Warren 750F
31	D	Gregg CATTON	1:30.455	12:12:42.545	2	Dison Type 64
78	C	Bill COWLEY	1:30.167	12:15:44.828	4	Warren 750F
78	C	Bill COWLEY	1:30.157	12:17:15.107	5	Warren 750F
31	D	Gregg CATTON	1:29.865	12:18:46.503	6	Dison Type 64

Session Leader History

NO	CL	NAME	FROM LAP	LAPS LED	DISTANCE	VEHICLE
78	C	Bill COWLEY	1	2	3.70 miles	Warren 750F
31	D	Gregg CATTON	3	2	3.70 miles	Dison Type 64
78	C	Bill COWLEY	5	2	3.70 miles	Warren 750F

Flag History

TYPE	TIME OF DAY
GREEN	12:09:35.688
FINISH	12:18:45.612

Flag Statistics

TYPE	COUNT	TOTAL LAPS	TOTAL TIME
Green	1	6	11:18.577
Red	0	0	0.000
Safety Car	0	0	0.000
FCY	0	0	0.000

Raceparts Historic 750 Formula Series

RACE 14 - STATISTICS

CLASS : A

5 Starters

Fastest Lap History

NO	NAME	LAP TIME	TIME OF DAY	LAP	VEHICLE
22	Charlie PLAIN-JONES	1:51.837	12:11:27.672	1	Austin 7 Cowley Special
22	Charlie PLAIN-JONES	1:43.875	12:13:11.551	2	Austin 7 Cowley Special
66	Nick HAYWARD-COOK	1:43.648	12:13:12.011	2	Austin 7
22	Charlie PLAIN-JONES	1:43.265	12:14:54.821	3	Austin 7 Cowley Special
22	Charlie PLAIN-JONES	1:43.035	12:20:08.492	6	Austin 7 Cowley Special

Leader History

NO	NAME	FROM LAP	LAPS LED	DISTANCE	VEHICLE
22	Charlie PLAIN-JONES	1	6	11.10 miles	Austin 7 Cowley Special

Raceparts Historic 750 Formula Series

RACE 14 - STATISTICS

CLASS : B

4 Starters

Fastest Lap History

NO	NAME	LAP TIME	TIME OF DAY	LAP	VEHICLE
18	Timothy ROEBUCK	1:37.698	12:11:13.529	1	Austin 7 Special
18	Timothy ROEBUCK	1:32.176	12:12:45.700	2	Austin 7 Special

Leader History

NO	NAME	FROM LAP	LAPS LED	DISTANCE	VEHICLE
18	Timothy ROEBUCK	1	6	11.10 miles	Austin 7 Special

Raceparts Historic 750 Formula Series

RACE 14 - STATISTICS

CLASS : C

11 Starters

Fastest Lap History

NO	NAME	LAP TIME	TIME OF DAY	LAP	VEHICLE
78	Bill COWLEY	1:35.319	12:11:11.130	1	Warren 750F
78	Bill COWLEY	1:31.255	12:12:42.399	2	Warren 750F
78	Bill COWLEY	1:30.167	12:15:44.828	4	Warren 750F
78	Bill COWLEY	1:30.157	12:17:15.107	5	Warren 750F

Leader History

NO	NAME	FROM LAP	LAPS LED	DISTANCE	VEHICLE
78	Bill COWLEY	1	6	11.10 miles	Warren 750F

Raceparts Historic 750 Formula Series

RACE 14 - STATISTICS

CLASS : D

1 Starters

Fastest Lap History

NO	NAME	LAP TIME	TIME OF DAY	LAP	VEHICLE
31	Gregg CATTON	1:36.300	12:11:12.090	1	Dison Type 64
31	Gregg CATTON	1:30.455	12:12:42.545	2	Dison Type 64
31	Gregg CATTON	1:29.865	12:18:46.503	6	Dison Type 64

Leader History

NO	NAME	FROM LAP	LAPS LED	DISTANCE	VEHICLE
31	Gregg CATTON	1	6	11.10 miles	Dison Type 64



Raceparts Historic 750 Formula Series

RACE 18 - GRID (15 minutes)



ROW 15	30	9	2:37.430 Thomas EMDEN	29	17	2:19.994 Matt TOMKINS
ROW 14	28	8	2:14.475 Peter MARSH	27	77	1:51.271 William KIRK
ROW 13	26	85	1:51.062 John MOSS	25	20	1:50.828 Nicholas POWELL
ROW 12	24	22	1:49.800 Charlie PLAIN-JONES	23	66	1:48.031 Nick HAYWARD-COOK
ROW 11	22	11	1:44.215 James MILES	21	13	1:43.686 Ben BOULT
ROW 10	20	87	1:43.060 Luigi BAYLISS	19	1	1:42.127 Gregan THRUSTON
ROW 9	18	44	1:41.988 Jon MCDONALD	17	99	1:40.154 David LEWIS
ROW 8	16	88	1:40.080 Richard CARTER	15	5	1:39.912 Michael HARVEY
ROW 7	14	41	1:38.599 Christopher JONES	13	81	1:38.536 Samuel BAYLISS
ROW 6	12	26	1:38.289 Mike WHITBY	11	16	1:37.312 Nicolas KOMAROFF
ROW 5	10	67	1:37.288 Paul MASON	9	37	1:36.921 John DONLEY
ROW 4	8	65	1:35.334 Juerg SCHNEIDER	7	23	1:35.290 Lyndon THRUSTON
ROW 3	6	72	1:35.143 Trefor SLATTER	5	18	1:35.065 Timothy ROEBUCK
ROW 2	4	7	1:34.728 Graham WILSON	3	78	1:33.652 Bill COWLEY
ROW 1	2	31	1:33.381 Gregg CATTON	1	29	1:30.014 John VILLAGE
Pole						

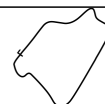
These results are provisional until the conclusion of any judicial and technical matters.

Silverstone International: 1.8508 miles

Clerk Of Course: Lynne Spurr

Stewards:

Timekeeper: Stewart Burr





Raceparts Historic 750 Formula Series

RACE 18 - CLASSIFICATION

Race Distance: 10 Laps / 18.50 miles



POS	NO	CL	PIC	NAME	ENTRY	LAPS	TIME	GAP	DIFF	MPH	BEST	ON	GRD	↑↓
1	78	C	1	Bill COWLEY	Warren 750F	10	15:11.300			73.11	1:29.527	5	3	2
2	65	C	2	Juerg SCHNEIDER	Racekits Merlin	10	15:20.212	8.912	8.912	72.40	1:29.502	5	8	6
3	23	C	3	Lyndon THRUSTON	HCS Mk2	10	15:22.402	11.102	2.190	72.23	1:30.046	5	7	4
4	99	C	4	David LEWIS	Jeffrey Mk1B	10	15:44.236	32.936	21.834	70.56	1:32.092	10	17	13
5	18	B	1	Timothy ROEBUCK	Austin 7 Special	10	15:44.899	33.599	0.663	70.51	1:31.325	10	5	0
6	41	C	5	Christopher JONES	DNC LHD	10	16:06.729	55.429	21.830	68.92	1:33.349	10	14	8
7	67	C	6	Paul MASON	Whippet H750F	10	16:12.172	1:00.872	5.443	68.53	1:33.421	10	10	3
8	26	C	7	Mike WHITBY	Centaur Mk16	10	16:17.492	1:06.192	5.320	68.16	1:34.798	4	12	4
9	13	C	8	Ben BOULT	Centaur Mk16	10	16:20.238	1:08.938	2.746	67.97	1:34.193	6	21	12
10	88	B	2	Richard CARTER	Austin 7	10	16:24.714	1:13.414	4.476	67.66	1:36.418	6	16	6
11	87	C	9	Luigi BAYLISS	Centaur Mk16	10	16:24.918	1:13.618	0.204	67.65	1:35.613	8	20	9
12	44	C	10	Jon MCDONALD	Marrow H750F	10	16:33.815	1:22.515	8.897	67.04	1:36.385	5	18	6
13	8	B	3	Peter MARSH	Austin Pigsty - Supersnort	9	15:31.793	1 Lap	1 Lap	64.35	1:39.140	4	28	15
14	11	B	4	James MILES	Austin 7 Monoposto	9	15:32.197	1 Lap	0.404	64.33	1:39.861	9	22	8
15	22	A	1	Charlie PLAIN-JONES	Austin 7 Cowley Special	9	15:39.003	1 Lap	6.806	63.86	1:42.251	9	24	9
16	66	A	2	Nick HAYWARD-COOK	Austin 7	9	16:28.377	1 Lap	49.374	60.67	1:46.548	3	23	7
17	20	A	3	Nicholas POWELL	Austin 7 Special	9	16:28.921	1 Lap	0.544	60.64	1:45.182	9	25	8
18	77	B	5	William KIRK	Austin 7 Monoposto	9	16:30.130	1 Lap	1.209	60.56	1:46.455	6	27	9
19	85	A	4	John MOSS	Austin 7 Sports	9	16:31.493	1 Lap	1.363	60.48	1:46.620	8	26	7
20	17	A	5	Matt TOMKINS	Austin 7 Tomkins Special	7	15:33.618	3 Laps	2 Laps	49.95	2:09.837	7	29	9

NOT CLASSIFIED

DNF	81	C		Samuel BAYLISS	Centaur Mk14	1	2:34.191	9 Laps	6 Laps	43.21				13
DNF	31	D		Gregg CATTON	Dison Type 64	0								2

NOT STARTED

NS	29	C		John VILLAGE	Village V2									1
NS	7	C		Graham WILSON	Time 3B									4
NS	72	C		Trefor SLATTER	Centaur Mk11									6
NS	37	C		John DONLEY	Racekits Merlin									9
NS	16	B		Nicolas KOMAROFF	Austin 7									11
NS	5	C		Michael HARVEY	JB Special									15
NS	1	C		Gregan THRUSTON	Rawson Special									19
NS	9	A		Thomas EMDEN	Austin 7									30

FASTEST LAP

65	C			Juerg SCHNEIDER	Racekits Merlin	5	1:29.502			74.44 mph				119.81 kph
18	B			Timothy ROEBUCK	Austin 7 Special	10	1:31.325			72.96 mph				117.42 kph
22	A			Charlie PLAIN-JONES	Austin 7 Cowley Special	9	1:42.251			65.16 mph				104.87 kph

Weather / Track : Bright / Dry

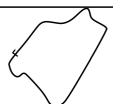
These results are provisional until the conclusion of any judicial and technical matters.

Date: 18/08/2024 Start: 16:27 Finish: 16:42
Silverstone International: 1.8508 miles

Clerk Of Course: Lynne Spurr

Stewards:

Timekeeper: Stewart Burr



Raceparts Historic 750 Formula Series

RACE 18 - LAP ANALYSIS

DIFF = Difference To Personal Best Lap

P1 78 Bill COWLEY				
LAP	LAP TIME	DIFF	MPH	TIME OF DAY
1 -	1:36.793	7.266	68.83	16:29:04.957
2 -	1:29.586 (2)	0.059	74.37	16:30:34.543
3 -	1:29.745 (3)	0.218	74.24	16:32:04.288
4 -	1:29.906	0.379	74.11	16:33:34.194
5 -	1:29.527 (1)		74.42	16:35:03.721
6 -	1:30.869	1.342	73.32	16:36:34.590
7 -	1:31.501	1.974	72.82	16:38:06.091
8 -	1:32.215	2.688	72.25	16:39:38.306
9 -	1:29.826	0.299	74.17	16:41:08.132
10 -	1:31.332	1.805	72.95	16:42:39.464

P2 65 Juerg SCHNEIDER				
LAP	LAP TIME	DIFF	MPH	TIME OF DAY
1 -	1:39.922	10.420	66.68	16:29:08.086
2 -	1:32.468	2.966	72.05	16:30:40.554
3 -	1:31.181	1.679	73.07	16:32:11.735
4 -	1:31.723	2.221	72.64	16:33:43.458
5 -	1:29.502 (1)		74.44	16:35:12.960
6 -	1:30.972	1.470	73.24	16:36:43.932
7 -	1:33.018	3.516	71.63	16:38:16.950
8 -	1:30.719	1.217	73.44	16:39:47.669
9 -	1:30.664 (3)	1.162	73.49	16:41:18.333
10 -	1:30.043 (2)	0.541	74.00	16:42:48.376

P3 23 Lyndon THRUSTON				
LAP	LAP TIME	DIFF	MPH	TIME OF DAY
1 -	1:37.233	7.187	68.52	16:29:05.397
2 -	1:34.915	4.869	70.20	16:30:40.312
3 -	1:32.576	2.530	71.97	16:32:12.888
4 -	1:31.215	1.169	73.04	16:33:44.103
5 -	1:30.046 (1)		73.99	16:35:14.149
6 -	1:32.399	2.353	72.11	16:36:46.548
7 -	1:31.210	1.164	73.05	16:38:17.758
8 -	1:30.595 (2)	0.549	73.54	16:39:48.353
9 -	1:30.931 (3)	0.885	73.27	16:41:19.284
10 -	1:31.282	1.236	72.99	16:42:50.566

P4 99 David LEWIS				
LAP	LAP TIME	DIFF	MPH	TIME OF DAY
1 -	1:41.122	9.030	65.89	16:29:09.286
2 -	1:34.370	2.278	70.60	16:30:43.656
3 -	1:34.443	2.351	70.55	16:32:18.099
4 -	1:33.464	1.372	71.29	16:33:51.563
5 -	1:32.635 (2)	0.543	71.92	16:35:24.198
6 -	1:33.822	1.730	71.01	16:36:58.020
7 -	1:35.784	3.692	69.56	16:38:33.804
8 -	1:33.147 (3)	1.055	71.53	16:40:06.951
9 -	1:33.357	1.265	71.37	16:41:40.308
10 -	1:32.092 (1)		72.35	16:43:12.400

P5 18 Timothy ROEBUCK				
LAP	LAP TIME	DIFF	MPH	TIME OF DAY
1 -	1:37.043	5.718	68.66	16:29:05.207
2 -	1:34.762	3.437	70.31	16:30:39.969
3 -	1:35.294	3.969	69.92	16:32:15.263
4 -	1:34.061	2.736	70.83	16:33:49.324
5 -	1:34.100	2.775	70.81	16:35:23.424
6 -	1:33.262 (3)	1.937	71.44	16:36:56.686
7 -	1:38.526	7.201	67.62	16:38:35.212

DIFF = Difference To Personal Best Lap

8 -	1:33.849	2.524	70.99	16:40:09.061
9 -	1:32.677 (2)	1.352	71.89	16:41:41.738
10 -	1:31.325 (1)		72.96	16:43:13.063

P6 41 Christopher JONES				
LAP	LAP TIME	DIFF	MPH	TIME OF DAY
1 -	1:44.831	11.482	63.56	16:29:12.995
2 -	1:37.280	3.931	68.49	16:30:50.275
3 -	1:36.334	2.985	69.16	16:32:26.609
4 -	1:36.650	3.301	68.94	16:34:03.259
5 -	1:35.994	2.645	69.41	16:35:39.253
6 -	1:35.826	2.477	69.53	16:37:15.079
7 -	1:35.424 (3)	2.075	69.82	16:38:50.503
8 -	1:36.067	2.718	69.36	16:40:26.570
9 -	1:34.974 (2)	1.625	70.15	16:42:01.544
10 -	1:33.349 (1)		71.37	16:43:34.893

P7 67 Paul MASON				
LAP	LAP TIME	DIFF	MPH	TIME OF DAY
1 -	1:47.926	14.505	61.73	16:29:16.090
2 -	1:40.980	7.559	65.98	16:30:57.070
3 -	1:36.245	2.824	69.23	16:32:33.315
4 -	1:36.500	3.079	69.04	16:34:09.815
5 -	1:36.972	3.551	68.71	16:35:46.787
6 -	1:34.318 (2)	0.897	70.64	16:37:21.105
7 -	1:35.250	1.829	69.95	16:38:56.355
8 -	1:34.836 (3)	1.415	70.26	16:40:31.191
9 -	1:35.724	2.303	69.60	16:42:06.915
10 -	1:33.421 (1)		71.32	16:43:40.336

P8 26 Mike WHITBY				
LAP	LAP TIME	DIFF	MPH	TIME OF DAY
1 -	1:46.243	11.445	62.71	16:29:14.407
2 -	1:38.970	4.172	67.32	16:30:53.377
3 -	1:37.056	2.258	68.65	16:32:30.433
4 -	1:34.798 (1)		70.28	16:34:05.231
5 -	1:35.947 (3)	1.149	69.44	16:35:41.178
6 -	1:35.926 (2)	1.128	69.46	16:37:17.104
7 -	1:37.101	2.303	68.62	16:38:54.205
8 -	1:36.573	1.775	68.99	16:40:30.778
9 -	1:37.982	3.184	68.00	16:42:08.760
10 -	1:36.896	2.098	68.76	16:43:45.656

P9 13 Ben BOULT				
LAP	LAP TIME	DIFF	MPH	TIME OF DAY
1 -	1:48.767	14.574	61.26	16:29:16.931
2 -	1:38.271	4.078	67.80	16:30:55.202
3 -	1:36.111	1.918	69.32	16:32:31.313
4 -	1:35.417	1.224	69.83	16:34:06.730
5 -	1:34.766 (2)	0.573	70.31	16:35:41.496
6 -	1:34.193 (1)		70.74	16:37:15.689
7 -	1:34.993	0.800	70.14	16:38:50.682
8 -	1:36.321	2.128	69.17	16:40:27.003
9 -	1:34.988 (3)	0.795	70.14	16:42:01.991
10 -	1:46.411	12.218	62.61	16:43:48.402

P10 88 Richard CARTER				
LAP	LAP TIME	DIFF	MPH	TIME OF DAY
1 -	1:42.552	6.134	64.97	16:29:10.716
2 -	1:39.268	2.850	67.12	16:30:49.984
3 -	1:40.082	3.664	66.57	16:32:30.066

Raceparts Historic 750 Formula Series

RACE 18 - LAP ANALYSIS

DIFF = Difference To Personal Best Lap

4 -	1:39.019	2.601	67.29	16:34:09.085
5 -	1:37.455	1.037	68.37	16:35:46.540
6 -	1:36.418 (1)		69.10	16:37:22.958
7 -	1:37.162 (3)	0.744	68.57	16:39:00.120
8 -	1:38.414	1.996	67.70	16:40:38.534
9 -	1:37.428	1.010	68.39	16:42:15.962
10 -	1:36.916 (2)	0.498	68.75	16:43:52.878

P11 87 Luigi BAYLISS

LAP	LAP TIME	DIFF	MPH	TIME OF DAY
1 -	1:47.370	11.757	62.05	16:29:15.534
2 -	1:40.640	5.027	66.20	16:30:56.174
3 -	1:38.701	3.088	67.50	16:32:34.875
4 -	1:38.905	3.292	67.36	16:34:13.780
5 -	1:37.093	1.480	68.62	16:35:50.873
6 -	1:37.621	2.008	68.25	16:37:28.494
7 -	1:36.021 (2)	0.408	69.39	16:39:04.515
8 -	1:35.613 (1)		69.68	16:40:40.128
9 -	1:36.061 (3)	0.448	69.36	16:42:16.189
10 -	1:36.893	1.280	68.76	16:43:53.082

P12 44 Jon MCDONALD

LAP	LAP TIME	DIFF	MPH	TIME OF DAY
1 -	1:45.250	8.865	63.30	16:29:13.414
2 -	1:41.447	5.062	65.68	16:30:54.861
3 -	1:38.867	2.482	67.39	16:32:33.728
4 -	1:38.071	1.686	67.94	16:34:11.799
5 -	1:36.385 (1)		69.13	16:35:48.184
6 -	1:37.423 (2)	1.038	68.39	16:37:25.607
7 -	1:38.682	2.297	67.52	16:39:04.289
8 -	1:37.590 (3)	1.205	68.27	16:40:41.879
9 -	1:38.487	2.102	67.65	16:42:20.366
10 -	1:41.613	5.228	65.57	16:44:01.979

P13 8 Peter MARSH

LAP	LAP TIME	DIFF	MPH	TIME OF DAY
1 -	1:56.365	17.225	57.26	16:29:24.529
2 -	1:43.011	3.871	64.68	16:31:07.540
3 -	1:40.527 (3)	1.387	66.28	16:32:48.067
4 -	1:39.140 (1)		67.21	16:34:27.207
5 -	1:44.416	5.276	63.81	16:36:11.623
6 -	1:44.612	5.472	63.69	16:37:56.235
7 -	1:42.924	3.784	64.73	16:39:39.159
8 -	1:41.255	2.115	65.80	16:41:20.414
9 -	1:39.543 (2)	0.403	66.93	16:42:59.957

P14 11 James MILES

LAP	LAP TIME	DIFF	MPH	TIME OF DAY
1 -	1:51.358	11.497	59.83	16:29:19.522
2 -	1:43.339	3.478	64.47	16:31:02.861
3 -	1:43.142	3.281	64.60	16:32:46.003
4 -	1:42.452 (2)	2.591	65.03	16:34:28.455
5 -	1:43.994	4.133	64.07	16:36:12.449
6 -	1:42.994	3.133	64.69	16:37:55.443
7 -	1:42.589	2.728	64.95	16:39:38.032
8 -	1:42.468 (3)	2.607	65.02	16:41:20.500
9 -	1:39.861 (1)		66.72	16:43:00.361

P15 22 Charlie PLAIN-JONES

LAP	LAP TIME	DIFF	MPH	TIME OF DAY
1 -	1:52.963	10.712	58.98	16:29:21.127

DIFF = Difference To Personal Best Lap

2 -	1:43.364	1.113	64.46	16:31:04.491
3 -	1:43.110	0.859	64.62	16:32:47.601
4 -	1:43.832	1.581	64.17	16:34:31.433
5 -	1:43.428	1.177	64.42	16:36:14.861
6 -	1:42.510 (2)	0.259	65.00	16:37:57.371
7 -	1:42.817 (3)	0.566	64.80	16:39:40.188
8 -	1:44.728	2.477	63.62	16:41:24.916
9 -	1:42.251 (1)		65.16	16:43:07.167

P16 66 Nick HAYWARD-COOK

LAP	LAP TIME	DIFF	MPH	TIME OF DAY
1 -	1:54.325	7.777	58.28	16:29:22.489
2 -	1:47.727	1.179	61.85	16:31:10.216
3 -	1:46.548 (1)		62.53	16:32:56.764
4 -	1:47.912	1.364	61.74	16:34:44.676
5 -	1:57.128	10.580	56.88	16:36:41.804
6 -	1:54.319	7.771	58.28	16:38:36.123
7 -	1:46.637 (2)	0.089	62.48	16:40:22.760
8 -	1:46.802 (3)	0.254	62.38	16:42:09.562
9 -	1:46.979	0.431	62.28	16:43:56.541

P17 20 Nicholas POWELL

LAP	LAP TIME	DIFF	MPH	TIME OF DAY
1 -	2:00.003	14.821	55.52	16:29:28.167
2 -	1:51.807	6.625	59.59	16:31:19.974
3 -	1:49.733	4.551	60.72	16:33:09.707
4 -	1:48.856	3.674	61.21	16:34:58.563
5 -	1:49.451	4.269	60.87	16:36:48.014
6 -	1:49.815	4.633	60.67	16:38:37.829
7 -	1:48.560 (3)	3.378	61.37	16:40:26.389
8 -	1:45.514 (2)	0.332	63.15	16:42:11.903
9 -	1:45.182 (1)		63.34	16:43:57.085

P18 77 William KIRK

LAP	LAP TIME	DIFF	MPH	TIME OF DAY
1 -	1:59.280	12.825	55.86	16:29:27.444
2 -	1:51.451	4.996	59.78	16:31:18.895
3 -	1:51.362	4.907	59.83	16:33:10.257
4 -	1:51.004	4.549	60.02	16:35:01.261
5 -	1:49.046	2.591	61.10	16:36:50.307
6 -	1:46.455 (1)		62.59	16:38:36.762
7 -	1:46.997 (2)	0.542	62.27	16:40:23.759
8 -	1:47.485	1.030	61.99	16:42:11.244
9 -	1:47.050 (3)	0.595	62.24	16:43:58.294

P19 85 John MOSS

LAP	LAP TIME	DIFF	MPH	TIME OF DAY
1 -	1:58.952	12.332	56.01	16:29:27.116
2 -	1:52.221	5.601	59.37	16:31:19.337
3 -	1:49.982	3.362	60.58	16:33:09.319
4 -	1:48.620	2.000	61.34	16:34:57.939
5 -	1:49.820	3.200	60.67	16:36:47.759
6 -	1:50.310	3.690	60.40	16:38:38.069
7 -	1:47.955 (3)	1.335	61.72	16:40:26.024
8 -	1:46.620 (1)		62.49	16:42:12.644
9 -	1:47.013 (2)	0.393	62.26	16:43:59.657

P20 17 Matt TOMKINS

LAP	LAP TIME	DIFF	MPH	TIME OF DAY
1 -	2:25.181	15.344	45.89	16:29:53.345
2 -	2:11.229	1.392	50.77	16:32:04.574

Raceparts Historic 750 Formula Series

RACE 18 - LAP ANALYSIS

DIFF = Difference To Personal Best Lap

3 -	2:14.102	4.265	49.68	16:34:18.676
4 -	2:09.974 (2)	0.137	51.26	16:36:28.650
5 -	2:13.120	3.283	50.05	16:38:41.770
6 -	2:10.175 (3)	0.338	51.18	16:40:51.945
7 -	2:09.837 (1)		51.31	16:43:01.782

P21 81 Samuel BAYLISS				
LAP	LAP TIME	DIFF	MPH	TIME OF DAY
1 -	2:34.191 P		43.21	16:30:02.355

Raceparts Historic 750 Formula Series

RACE 18 - LAP CHART

LAP 1 @ 16:29:04.957			LAP 2 @ 16:30:34.543			LAP 3 @ 16:32:04.288			LAP 4 @ 16:33:34.194			LAP 5 @ 16:35:03.721		
NO	BEHIND	LAP TIME	NO	BEHIND	LAP TIME	NO	BEHIND	LAP TIME	NO	BEHIND	LAP TIME	NO	BEHIND	LAP TIME
78		1:36.793	78		1:29.586	78		1:29.745	78		1:29.906	78		1:29.527
18	0.250	1:37.043	18	5.426	1:34.762	17	1 Lap	2:11.229	65	9.264	1:31.723	65	9.239	1:29.502
23	0.440	1:37.233	23	5.769	1:34.915	65	7.447	1:31.181	23	9.909	1:31.215	23	10.428	1:30.046
65	3.129	1:39.922	65	6.011	1:32.468	23	8.600	1:32.576	18	15.130	1:34.061	18	19.703	1:34.100
99	4.329	1:41.122	99	9.113	1:34.370	18	10.975	1:35.294	99	17.369	1:33.464	99	20.477	1:32.635
88	5.759	1:42.552	88	15.441	1:39.268	99	13.811	1:34.443	41	29.065	1:36.650	41	35.532	1:35.994
41	8.038	1:44.831	41	15.732	1:37.280	41	22.321	1:36.334	26	31.037	1:34.798	26	37.457	1:35.947
44	8.457	1:45.250	26	18.834	1:38.970	88	25.778	1:40.082	13	32.536	1:35.417	13	37.775	1:34.766
26	9.450	1:46.243	44	20.318	1:41.447	26	26.145	1:37.056	88	34.891	1:39.019	88	42.819	1:37.455
87	10.577	1:47.370	13	20.659	1:38.271	13	27.025	1:36.111	67	35.621	1:36.500	67	43.066	1:36.972
67	11.133	1:47.926	87	21.631	1:40.640	67	29.027	1:36.245	44	37.605	1:38.071	44	44.463	1:36.385
13	11.974	1:48.767	67	22.527	1:40.980	44	29.440	1:38.867	87	39.586	1:38.905	87	47.152	1:37.093
11	14.565	1:51.358	11	28.318	1:43.339	87	30.587	1:38.701	17	1 Lap	2:14.102	8	1:07.902	1:44.416
22	16.170	1:52.963	22	29.948	1:43.364	11	41.715	1:43.142	8	53.013	1:39.140	11	1:08.728	1:43.994
66	17.532	1:54.325	8	32.997	1:43.011	22	43.313	1:43.110	11	54.261	1:42.452	22	1:11.140	1:43.428
8	19.572	1:56.365	66	35.673	1:47.727	8	43.779	1:40.527	22	57.239	1:43.832	17	1 Lap	2:09.974
85	22.159	1:58.952	77	44.352	1:51.451	66	52.476	1:46.548	66	1:10.482	1:47.912			
77	22.487	1:59.280	85	44.794	1:52.221	85	1:05.031	1:49.982	85	1:23.745	1:48.620			
20	23.210	2:00.003	20	45.431	1:51.807	20	1:05.419	1:49.733	20	1:24.369	1:48.856			
17	48.388	2:25.181				77	1:05.969	1:51.362	77	1:27.067	1:51.004			
81	57.398	2:34.191 P												

Raceparts Historic 750 Formula Series

RACE 18 - LAP CHART

LAP 6 @ 16:36:34.590			LAP 7 @ 16:38:06.091			LAP 8 @ 16:39:38.306			LAP 9 @ 16:41:08.132			LAP 10 @ 16:42:39.464		
NO	BEHIND	LAP TIME	NO	BEHIND	LAP TIME	NO	BEHIND	LAP TIME	NO	BEHIND	LAP TIME	NO	BEHIND	LAP TIME
78		1:30.869	78		1:31.501	78		1:32.215	78		1:29.826	78		1:31.332
66	1 Lap	1:57.128	65	10.859	1:33.018	8	1 Lap	1:42.924	65	10.201	1:30.664	65	8.912	1:30.043
65	9.342	1:30.972	23	11.667	1:31.210	22	1 Lap	1:42.817	23	11.152	1:30.931	23	11.102	1:31.282
23	11.958	1:32.399	99	27.713	1:35.784	65	9.363	1:30.719	8	1 Lap	1:41.255	8	1 Lap	1:39.543
85	1 Lap	1:49.820	18	29.121	1:38.526	23	10.047	1:30.595	11	1 Lap	1:42.468	11	1 Lap	1:39.861
20	1 Lap	1:49.451	66	1 Lap	1:54.319	99	28.645	1:33.147	22	1 Lap	1:44.728	17	3 Laps	2:09.837
77	1 Lap	1:49.046	77	1 Lap	1:46.455	18	30.755	1:33.849	99	32.176	1:33.357	22	1 Lap	1:42.251
18	22.096	1:33.262	20	1 Lap	1:49.815	66	1 Lap	1:46.637	18	33.606	1:32.677	99	32.936	1:32.092
99	23.430	1:33.822	85	1 Lap	1:50.310	77	1 Lap	1:46.997	41	53.412	1:34.974	18	33.599	1:31.325
41	40.489	1:35.826	17	2 Laps	2:13.120	85	1 Lap	1:47.955	13	53.859	1:34.988	41	55.429	1:33.349
13	41.099	1:34.193	41	44.412	1:35.424	20	1 Lap	1:48.560	67	58.783	1:35.724	67	1:00.872	1:33.421
26	42.514	1:35.926	13	44.591	1:34.993	41	48.264	1:36.067	26	1:00.628	1:37.982	26	1:06.192	1:36.896
67	46.515	1:34.318	26	48.114	1:37.101	13	48.697	1:36.321	66	1 Lap	1:46.802	13	1:08.938	1:46.411
88	48.368	1:36.418	67	50.264	1:35.250	26	52.472	1:36.573	77	1 Lap	1:47.485	88	1:13.414	1:36.916
44	51.017	1:37.423	88	54.029	1:37.162	67	52.885	1:34.836	20	1 Lap	1:45.514	87	1:13.618	1:36.893
87	53.904	1:37.621	44	58.198	1:38.682	88	1:00.228	1:38.414	85	1 Lap	1:46.620	66	1 Lap	1:46.979
11	1:20.853	1:42.994	87	58.424	1:36.021	87	1:01.822	1:35.613	88	1:07.830	1:37.428	20	1 Lap	1:45.182
8	1:21.645	1:44.612	11	1:31.941	1:42.589	44	1:03.573	1:37.590	87	1:08.057	1:36.061	77	1 Lap	1:47.050
22	1:22.781	1:42.510				17	2 Laps	2:10.175	44	1:12.234	1:38.487	85	1 Lap	1:47.013
												44	1:22.515	1:41.613

Raceparts Historic 750 Formula Series

RACE 18 - POSITION CHART

No	Name	Lap											
		Pos	1	2	3	4	5	6	7	8	9	10	
29	VILLAGE	1	78	78	78	78	78	78	78	78	78	78	78
31	CATTON	2	18	18	65	65	65	65	65	65	65	65	65
78	COWLEY	3	23	23	23	23	23	23	23	23	23	23	23
7	WILSON	4	65	65	18	18	18	18	99	99	99	99	99
18	ROEBUCK	5	99	99	99	99	99	99	18	18	18	18	18
72	SLATTER	6	88	88	41	41	41	41	41	41	41	41	41
23	THRUSTON	7	41	41	88	26	26	13	13	13	13	67	67
65	SCHNEIDER	8	44	26	26	13	13	26	26	26	67	26	26
37	DONLEY	9	26	44	13	88	88	67	67	67	26	13	13
67	MASON	10	87	13	67	67	67	88	88	88	88	88	88
16	KOMAROFF	11	67	87	44	44	44	44	44	87	87	87	87
26	WHITBY	12	13	67	87	87	87	87	87	44	44	44	44
81	BAYLISS	13	11	11	11	8	8	11	11	8	8	8	8
41	JONES	14	22	22	22	11	11	8	8	11	11	11	11
5	HARVEY	15	66	8	8	22	22	22	22	22	22	22	22
88	CARTER	16	8	66	66	66	66	66	66	66	66	66	66
99	LEWIS	17	85	77	85	85	85	77	77	77	20	20	20
44	MCDONALD	18	77	85	20	20	20	20	85	20	77	77	77
1	THRUSTON	19	20	20	77	77	77	85	20	85	85	85	85
87	BAYLISS	20	17	17	17	17	17	17	17	17	17	17	17
13	BOULT	21	81										
11	MILES	22											
66	HAYWARD-COOK	23											
22	PLAIN-JONES	24											
20	POWELL	25											
85	MOSS	26											
77	KIRK	27											
8	MARSH	28											
17	TOMKINS	29											
9	EMDEN	30											

Raceparts Historic 750 Formula Series

RACE 18 - STATISTICS

Competitors Started 21
Planned Start 2024-08-18 @ 16:25:00.000
Actual Start 2024-08-18 @ 16:27:28.163
Finish Time 2024-08-18 @ 16:42:39.463
Track Length 1.8508mi.
Total Laps 191
Total Distance Covered 353.5213mi.

Session Fastest Lap History

NO	CL	NAME	LAP TIME	TIME OF DAY	LAP	VEHICLE
78	C	Bill COWLEY	1:36.793	16:29:05.076	1	Warren 750F
78	C	Bill COWLEY	1:29.586	16:30:34.660	2	Warren 750F
78	C	Bill COWLEY	1:29.527	16:35:03.836	5	Warren 750F
65	C	Juerg SCHNEIDER	1:29.502	16:35:13.057	5	Racekits Merlin

Session Leader History

NO	CL	NAME	FROM LAP	LAPS LED	DISTANCE	VEHICLE
78	C	Bill COWLEY	1	10	18.50 miles	Warren 750F

Flag History

TYPE	TIME OF DAY
GREEN	16:27:28.163
FINISH	16:42:39.463

Flag Statistics

TYPE	COUNT	TOTAL LAPS	TOTAL TIME
Green	1	10	16:46.117
Red	0	0	0.000
Safety Car	0	0	0.000
FCY	0	0	0.000

Raceparts Historic 750 Formula Series

RACE 18 - STATISTICS

CLASS : A

5 Starters

Fastest Lap History

NO	NAME	LAP TIME	TIME OF DAY	LAP	VEHICLE
22	Charlie PLAIN-JONES	1:52.963	16:29:21.279	1	Austin 7 Cowley Special
22	Charlie PLAIN-JONES	1:43.364	16:31:04.634	2	Austin 7 Cowley Special
22	Charlie PLAIN-JONES	1:43.110	16:32:47.745	3	Austin 7 Cowley Special
22	Charlie PLAIN-JONES	1:42.510	16:37:57.519	6	Austin 7 Cowley Special
22	Charlie PLAIN-JONES	1:42.251	16:43:07.316	9	Austin 7 Cowley Special

Leader History

NO	NAME	FROM LAP	LAPS LED	DISTANCE	VEHICLE
22	Charlie PLAIN-JONES	1	9	16.65 miles	Austin 7 Cowley Special

Raceparts Historic 750 Formula Series

RACE 18 - STATISTICS

CLASS : B

5 Starters

Fastest Lap History

NO	NAME	LAP TIME	TIME OF DAY	LAP	VEHICLE
18	Timothy ROEBUCK	1:37.043	16:29:05.355	1	Austin 7 Special
18	Timothy ROEBUCK	1:34.762	16:30:40.116	2	Austin 7 Special
18	Timothy ROEBUCK	1:34.061	16:33:49.462	4	Austin 7 Special
18	Timothy ROEBUCK	1:33.262	16:36:56.827	6	Austin 7 Special
18	Timothy ROEBUCK	1:32.677	16:41:41.874	9	Austin 7 Special
18	Timothy ROEBUCK	1:31.325	16:43:13.200	10	Austin 7 Special

Leader History

NO	NAME	FROM LAP	LAPS LED	DISTANCE	VEHICLE
18	Timothy ROEBUCK	1	10	18.50 miles	Austin 7 Special

Raceparts Historic 750 Formula Series

RACE 18 - STATISTICS

CLASS : C

11 Starters

Fastest Lap History

NO	NAME	LAP TIME	TIME OF DAY	LAP	VEHICLE
78	Bill COWLEY	1:36.793	16:29:05.076	1	Warren 750F
78	Bill COWLEY	1:29.586	16:30:34.660	2	Warren 750F
78	Bill COWLEY	1:29.527	16:35:03.836	5	Warren 750F
65	Juerg SCHNEIDER	1:29.502	16:35:13.057	5	Racekits Merlin

Leader History

NO	NAME	FROM LAP	LAPS LED	DISTANCE	VEHICLE
78	Bill COWLEY	1	10	18.50 miles	Warren 750F