

TEGIWA



TEGIWA ROADSPORTS SERIES



750 Motor Club Race Meeting
Silverstone International
17th August 2024



Timing & Results Provided by Timing Solutions Ltd

www.tsl-timing.com

Tegiwa Roadsports Series


QUALIFYING - RACE 4 - CLASSIFICATION

POS	NO	CL	PIC	DRIVER/S	CAR	TIME	ON	LAPS	GAP	DIFF	MPH
1	117	A	1	Martin GADSBY / Ian JONES	BMW Compact	1:11.900	10	10			92.67
2	6	A	2	Ryan PARKIN	Audi TT TDI	1:12.262	9	10	0.362	0.362	92.20
3	1	A	3	Scott PARKIN	Audi TT TDI	1:12.613	15	15	0.713	0.351	91.76
4	444	A	4	Alan BLENOWE / Claire NORMAN	SEAT Cupra TCR	1:12.678	5	15	0.778	0.065	91.68
5	18	A	5	Simon MAUGER	Vauxhall VX220	1:12.764	15	16	0.864	0.086	91.57
6	69	A	6	Matthew HAMPSON / Andy SCHULZ	BMW M2 CS Racing	1:12.857	14	16	0.957	0.093	91.45
7	25	A	7	Colin GILLESPIE	SEAT Leon	1:13.188	11	16	1.288	0.331	91.04
8	17	A	8	Paul COOK / Wayne LEWIS	BMW E46 M3	1:13.274	2	6	1.374	0.086	90.93
9	8	B	1	Matthew TIDMARSH / Chris WEBSTER	Ginetta G40	1:13.647	12	15	1.747	0.373	90.47
10	34	A	9	Gregory SAUNDERS	SEAT Cupra TCR	1:13.884	6	14	1.984	0.237	90.18
11	92	A	10	Philip KNIBB / Andrew RATH	SEAT Leon Eurocup	1:13.957	13	14	2.057	0.073	90.09
12	83	B	2	William PUTTERGILL / Christopher NYLAN	Honda Civic Type R	1:14.347	3	11	2.447	0.390	89.62
13	87	B	3	Louis WOODWARD / Toby PARTRIDGE	BMW M235i	1:14.402	6	15	2.502	0.055	89.55
14	777	A	11	Rob ANDRADE	SEAT Cupra	1:14.695	4	15	2.795	0.293	89.20
15	10	A	12	Robert FENWICK / Andrew SHEPHERD	BMW M2 CS	1:14.697	5	14	2.797	0.002	89.20
16	29	B	4	Michael SMITH	Volkswagen Golf	1:14.740	9	14	2.840	0.043	89.15
17	82	A	13	Ben WILLIAMS	SEAT Cupra	1:14.779	5	14	2.879	0.039	89.10
18	14	B	5	Jon MUNDAY	Honda Civic	1:15.172	14	15	3.272	0.393	88.63
19	23	B	6	Matt CREED	Renault Clio 200	1:15.807	10	13	3.907	0.635	87.89
20	5	B	7	Jonathan PACKER	Volkswagen Golf GTI	1:16.349	4	16	4.449	0.542	87.27
21	97	C	1	David CONNELL / Alex WILKINSON-HUGHES	Mazda MX5	1:16.420	2	13	4.520	0.071	87.19
22	188	B	8	Joe WILLIAMS	Volkswagen Golf GTI	1:16.445	10	14	4.545	0.025	87.16
23	26	B	9	Jonathan HAYES	BMW E36 Compact	1:17.505	14	15	5.605	1.060	85.97
24	195	C	2	Samuel DENNIS / Ash MOOR	Honda Civic Type R	1:17.993	12	14	6.093	0.488	85.43
25	19	B	10	Wayne LAWSON / James PICKFORD	Audi TT	1:18.941	3	14	7.041	0.948	84.40
26	261	C	3	Drew FLETCHER	Ginetta GT5	1:19.191	2	14	7.291	0.250	84.14
27	16	C	4	Jon PEERLESS / Matthew STENNING	Honda Civic Type R	1:19.340	13	14	7.440	0.149	83.98
28	7	C	5	Jez BANKS / Daniel PERRY	Ginetta G40 GT5	1:19.402	4	10	7.502	0.062	83.91
29	9	C	6	Kiefer DEL PIERO / Ethian SYMONDS	Honda Civic Type R	1:19.544	13	13	7.644	0.142	83.76
30	114	B	11	George WHITEHOUSE	Mini Cooper S	1:19.640	14	14	7.740	0.096	83.66
31	3	C	7	Ben MACAULEY	Lotus Elise S2	1:20.356	14	16	8.456	0.716	82.92
32	116	C	8	Matthew MORGAN	Honda Civic FN2 Type R	1:20.634	4	10	8.734	0.278	82.63
33	32	B	12	Mike RAYNER	Lotus Elise S1	1:21.573	3	9	9.673	0.939	81.68
34	128	C	9	Andrew STEWART	Honda Civic Type R FN2	1:22.265	8	9	10.365	0.692	80.99
35	88	D	1	Philip ADCOCK / Matthew ADCOCK	BMW Compact	1:22.270	13	13	10.370	0.005	80.99
36	316	C	10	Ivor MAIRS / Kameron REID	BMW 325ti Compact	1:22.805	10	14	10.905	0.535	80.46
37	155	B	13	Rikki ABEL	Nissan 370Z	1:22.826	10	11	10.926	0.021	80.44
38	20	D	2	Daniel COGSWELL / Steven COGSWELL	Nissan Almera GTi	1:23.149	13	14	11.249	0.323	80.13
39	77	B	14	David GRIFFITHS	Ginetta G20	1:23.287	14	14	11.387	0.138	80.00
40	28	B	15	Andy BAKER	Porsche Boxster S	1:23.393	5	15	11.493	0.106	79.90
41	122	D	3	Matthew FOOTMAN	Ford Puma	1:23.571	10	12	11.671	0.178	79.73
42	11	C	11	Leo MEAKIN	Ginetta G40	1:23.743	11	14	11.843	0.172	79.56
43	90	D	4	Jon HOBBS	Peugeot 106 Rallye	1:24.275	14	14	12.375	0.532	79.06
44	71	D	5	Morgan CLEASBY / James CLEASBY	Toyota MR2 Roadster	1:24.669	4	11	12.769	0.394	78.69
45	144	A	14	Richard LONGDON / Rory LONGDON	BMW E46 M3	1:26.944	10	11	15.044	2.275	76.63

Weather / Track : Cloudy / Dry

Date: 17/08/2024 Start: 10:19 Finish: 10:44
Silverstone International: 1.8508 miles

These results are provisional until the conclusion of any judicial and technical matters.

Clerk Of Course: Lynne Spurr	Stewards:	Timekeeper: Stewart Burr	
------------------------------	-----------	--------------------------	---

Tegiwa Roadsports Series

QUALIFYING - RACE 4 - LAP ANALYSIS

DIFF = Difference To Personal Best Lap

P1 117 GADSBY / JONES				
LAP	LAP TIME	DIFF	MPH	TIME OF DAY
1 -	1:15.372 (3)	3.472	88.40	10:22:45.577
2 -	1:16.722	4.822	86.84	10:24:02.299
3 -	1:14.877 (2)	2.977	88.98	10:25:17.176
4 -	1:18.038	6.138	85.38	10:26:35.214
5 -	1:15.560	3.660	88.18	10:27:50.774
6 -	1:23.429 P	11.529	79.86	10:29:14.203
7 -	4:18.536	3:06.636	25.77	10:33:32.739
8 -	2:38.190	1:26.290	42.12	10:36:10.929
9 -	1:40.739	28.839	66.14	10:37:51.668
10 -	1:11.900 (1)		92.67	10:39:03.568

P2 6 PARKIN R				
LAP	LAP TIME	DIFF	MPH	TIME OF DAY
1 -	1:17.121	4.859	86.39	10:23:19.603
2 -	1:13.111 (3)	0.849	91.13	10:24:32.714
3 -	1:12.985 (2)	0.723	91.29	10:25:45.699
4 -	1:12.741 P	0.479	91.60	10:26:58.440
5 -	3:59.787	2:47.525	27.78	10:30:58.227
6 -	2:29.976	1:17.714	44.42	10:33:28.203
7 -	2:37.916	1:25.654	42.19	10:36:06.119
8 -	1:40.681	28.419	66.18	10:37:46.800
9 -	1:12.262 (1)		92.20	10:38:59.062
10 -	1:19.637 P	7.375	83.67	10:40:18.699

P3 1 PARKIN S				
LAP	LAP TIME	DIFF	MPH	TIME OF DAY
1 -	1:13.778	1.165	90.31	10:23:14.431
2 -	1:13.682	1.069	90.43	10:24:28.113
3 -	1:12.923	0.310	91.37	10:25:41.036
4 -	1:12.770 (3)	0.157	91.56	10:26:53.806
5 -	1:14.503 P	1.890	89.43	10:28:08.309
6 -	3:15.998	2:03.385	33.99	10:31:24.307
7 -	2:11.194	58.581	50.78	10:33:35.501
8 -	2:41.108	1:28.495	41.35	10:36:16.609
9 -	1:43.335	30.722	64.48	10:37:59.944
10 -	1:12.838	0.225	91.48	10:39:12.782
11 -	1:16.788	4.175	86.77	10:40:29.570
12 -	1:21.161	8.548	82.09	10:41:50.731
13 -	1:12.621 (2)	0.008	91.75	10:43:03.352
14 -	1:14.930	2.317	88.92	10:44:18.282
15 -	1:12.613 (1)		91.76	10:45:30.895

P4 444 BLENCOWE / NORMAN				
LAP	LAP TIME	DIFF	MPH	TIME OF DAY
1 -	1:14.966	2.288	88.88	10:22:28.051
2 -	1:14.861	2.183	89.00	10:23:42.912
3 -	1:13.929	1.251	90.13	10:24:56.841
4 -	1:12.749 (2)	0.071	91.59	10:26:09.590
5 -	1:12.678 (1)		91.68	10:27:22.268
6 -	1:12.789 (3)	0.111	91.54	10:28:35.057
7 -	1:18.879 P	6.201	84.47	10:29:53.936
8 -	3:53.614	2:40.936	28.52	10:33:47.550
9 -	2:54.944	1:42.266	38.08	10:36:42.494
10 -	1:43.590	30.912	64.32	10:38:26.084
11 -	1:18.341	5.663	85.05	10:39:44.425
12 -	1:18.704	6.026	84.66	10:41:03.129
13 -	1:15.777	3.099	87.93	10:42:18.906
14 -	1:16.267	3.589	87.36	10:43:35.173
15 -	1:16.303	3.625	87.32	10:44:51.476

DIFF = Difference To Personal Best Lap

P5 18 MAUGER				
LAP	LAP TIME	DIFF	MPH	TIME OF DAY
1 -	1:15.373	2.609	88.40	10:22:17.439
2 -	1:15.033	2.269	88.80	10:23:32.472
3 -	1:15.587	2.823	88.15	10:24:48.059
4 -	1:14.986	2.222	88.85	10:26:03.045
5 -	1:14.424	1.660	89.53	10:27:17.469
6 -	1:13.230	0.466	90.99	10:28:30.699
7 -	1:17.860	5.096	85.57	10:29:48.559
8 -	1:37.643 P	24.879	68.24	10:31:26.202
9 -	3:00.570	1:47.806	36.90	10:34:26.772
10 -	2:28.161 P	1:15.397	44.97	10:36:54.933
11 -	2:02.225	49.461	54.51	10:38:57.158
12 -	1:12.928 (3)	0.164	91.36	10:40:10.086
13 -	1:13.124	0.360	91.12	10:41:23.210
14 -	1:15.760	2.996	87.95	10:42:38.970
15 -	1:12.764 (1)		91.57	10:43:51.734
16 -	1:12.880 (2)	0.116	91.42	10:45:04.614

P6 69 HAMPSON / SCHULZ				
LAP	LAP TIME	DIFF	MPH	TIME OF DAY
1 -	1:19.237	6.380	84.09	10:22:15.237
2 -	1:16.916	4.059	86.62	10:23:32.153
3 -	1:23.485	10.628	79.81	10:24:55.638
4 -	1:15.211	2.354	88.59	10:26:10.849
5 -	1:15.155	2.298	88.65	10:27:26.004
6 -	1:15.373	2.516	88.40	10:28:41.377
7 -	1:16.454	3.597	87.15	10:29:57.831
8 -	1:49.622 P	36.765	60.78	10:31:47.453
9 -	4:42.512	3:29.655	23.58	10:36:29.965
10 -	1:38.243	25.386	67.82	10:38:08.208
11 -	1:15.174	2.317	88.63	10:39:23.382
12 -	1:13.515 (2)	0.658	90.63	10:40:36.897
13 -	1:14.973	2.116	88.87	10:41:51.870
14 -	1:12.857 (1)		91.45	10:43:04.727
15 -	1:14.119 (3)	1.262	89.89	10:44:18.846
16 -	1:17.136	4.279	86.38	10:45:35.982

P7 25 GILLESPIE				
LAP	LAP TIME	DIFF	MPH	TIME OF DAY
1 -	1:13.539 (3)	0.351	90.60	10:22:29.370
2 -	1:16.040	2.852	87.62	10:23:45.410
3 -	1:13.360 (2)	0.172	90.82	10:24:58.770
4 -	1:13.820	0.632	90.26	10:26:12.590
5 -	1:14.306	1.118	89.67	10:27:26.896
6 -	1:13.662	0.474	90.45	10:28:40.558
7 -	1:19.450 P	6.262	83.86	10:30:00.008
8 -	3:36.637	2:23.449	30.75	10:33:36.645
9 -	2:40.847	1:27.659	41.42	10:36:17.492
10 -	1:42.891	29.703	64.76	10:38:00.383
11 -	1:13.188 (1)		91.04	10:39:13.571
12 -	1:15.547	2.359	88.19	10:40:29.118
13 -	1:16.034	2.846	87.63	10:41:45.152
14 -	1:14.580	1.392	89.34	10:42:59.732
15 -	1:19.566	6.378	83.74	10:44:19.298
16 -	1:17.682	4.494	85.77	10:45:36.980

P8 17 COOK / LEWIS				
LAP	LAP TIME	DIFF	MPH	TIME OF DAY
1 -	1:13.363 (2)	0.089	90.82	10:22:57.866
2 -	1:13.274 (1)		90.93	10:24:11.140
3 -	1:13.786	0.512	90.30	10:25:24.926

Tegiwa Roadsports Series

QUALIFYING - RACE 4 - LAP ANALYSIS

DIFF = Difference To Personal Best Lap

4 -	1:13.778 (3)	0.504	90.31	10:26:38.704
5 -	1:16.534	3.260	87.06	10:27:55.238
6 -	1:33.924 P	20.650	70.94	10:29:29.162

P9 8 TIDMARSH / WEBSTER				
LAP	LAP TIME	DIFF	MPH	TIME OF DAY
1 -	1:17.055	3.408	86.47	10:22:15.474
2 -	1:17.707	4.060	85.74	10:23:33.181
3 -	1:18.303	4.656	85.09	10:24:51.484
4 -	1:16.453	2.806	87.15	10:26:07.937
5 -	1:14.882 (3)	1.235	88.98	10:27:22.819
6 -	1:20.021 P	6.374	83.26	10:28:42.840
7 -	4:51.457	3:37.810	22.86	10:33:34.297
8 -	2:39.066	1:25.419	41.88	10:36:13.363
9 -	1:43.116	29.469	64.61	10:37:56.479
10 -	1:14.947	1.300	88.90	10:39:11.426
11 -	1:14.616 (2)	0.969	89.30	10:40:26.042
12 -	1:13.647 (1)		90.47	10:41:39.689
13 -	1:21.087	7.440	82.17	10:43:00.776
14 -	1:19.293	5.646	84.03	10:44:20.069
15 -	1:18.714	5.067	84.65	10:45:38.783

P10 34 SAUNDERS				
LAP	LAP TIME	DIFF	MPH	TIME OF DAY
1 -	1:21.044	7.160	82.21	10:23:19.783
2 -	1:15.400	1.516	88.37	10:24:35.183
3 -	1:14.529 (3)	0.645	89.40	10:25:49.712
4 -	1:15.111	1.227	88.71	10:27:04.823
5 -	1:14.297 (2)	0.413	89.68	10:28:19.120
6 -	1:13.884 (1)		90.18	10:29:33.004
7 -	1:22.221 P	8.337	81.04	10:30:55.225
8 -	2:54.553	1:40.669	38.17	10:33:49.778
9 -	2:53.517	1:39.633	38.40	10:36:43.295
10 -	1:43.163	29.279	64.58	10:38:26.458
11 -	1:34.611	20.727	70.42	10:40:01.069
12 -	1:22.358 P	8.474	80.90	10:41:23.427
13 -	1:35.788	21.904	69.56	10:42:59.215
14 -	1:34.466 P	20.582	70.53	10:44:33.681

P11 92 KNIBB / RATH				
LAP	LAP TIME	DIFF	MPH	TIME OF DAY
1 -	1:18.998	5.041	84.34	10:23:46.871
2 -	1:14.569	0.612	89.35	10:25:01.440
3 -	1:12.736 P		91.60	10:26:14.176
4 -	2:13.222	59.265	50.01	10:28:27.398
5 -	1:18.640	4.683	84.73	10:29:46.038
6 -	1:17.785	3.828	85.66	10:31:03.823
7 -	2:09.276 P	55.319	51.54	10:33:13.099
8 -	3:53.616	2:39.659	28.52	10:37:06.715
9 -	1:29.913	15.956	74.10	10:38:36.628
10 -	1:20.870	6.913	82.39	10:39:57.498
11 -	1:14.135 (3)	0.178	89.87	10:41:11.633
12 -	1:14.088 (2)	0.131	89.93	10:42:25.721
13 -	1:13.957 (1)		90.09	10:43:39.678
14 -	1:14.164	0.207	89.84	10:44:53.842

P12 83 PUTTERGILL / NYLAN				
LAP	LAP TIME	DIFF	MPH	TIME OF DAY
1 -	1:16.766	2.419	86.79	10:23:03.267
2 -	1:15.630 (2)	1.283	88.10	10:24:18.897
3 -	1:14.347 (1)		89.62	10:25:33.244
4 -	1:18.341	3.994	85.05	10:26:51.585

DIFF = Difference To Personal Best Lap

5 -	1:15.662 (3)	1.315	88.06	10:28:07.247
6 -	1:26.526 P	12.179	77.00	10:29:33.773
7 -	4:11.084	2:56.737	26.53	10:33:44.857
8 -	2:46.714	1:32.367	39.96	10:36:31.571
9 -	1:39.283	24.936	67.11	10:38:10.854
10 -	1:21.755	7.408	81.50	10:39:32.609
11 -	1:30.112 P	15.765	73.94	10:41:02.721

P13 87 WOODWARD / PARTRIDGE				
LAP	LAP TIME	DIFF	MPH	TIME OF DAY
1 -	1:16.869	2.467	86.68	10:22:19.914
2 -	1:15.386 (3)	0.984	88.38	10:23:35.300
3 -	1:16.012	1.610	87.66	10:24:51.312
4 -	1:14.803 (2)	0.401	89.07	10:26:06.115
5 -	1:15.722	1.320	87.99	10:27:21.837
6 -	1:14.402 (1)		89.55	10:28:36.239
7 -	1:19.979 P	5.577	83.31	10:29:56.218
8 -	4:39.713	3:25.311	23.82	10:34:35.931
9 -	2:24.118	1:09.716	46.23	10:37:00.049
10 -	1:35.245	20.843	69.95	10:38:35.294
11 -	1:21.940	7.538	81.31	10:39:57.234
12 -	1:19.230	4.828	84.09	10:41:16.464
13 -	1:17.873	3.471	85.56	10:42:34.337
14 -	1:17.895	3.493	85.54	10:43:52.232
15 -	1:19.532	5.130	83.78	10:45:11.764

P14 777 ANDRADE				
LAP	LAP TIME	DIFF	MPH	TIME OF DAY
1 -	1:19.793	5.098	83.50	10:23:48.670
2 -	1:14.899 (2)	0.204	88.96	10:25:03.569
3 -	1:15.675 (3)	0.980	88.05	10:26:19.244
4 -	1:14.695 (1)		89.20	10:27:33.939
5 -	1:17.400	2.705	86.08	10:28:51.339
6 -	1:19.277	4.582	84.04	10:30:10.616
7 -	1:41.042 P	26.347	65.94	10:31:51.658
8 -	3:05.950	1:51.255	35.83	10:34:57.608
9 -	2:07.179	52.484	52.39	10:37:04.787
10 -	1:25.848	11.153	77.61	10:38:30.635
11 -	1:18.625	3.930	84.74	10:39:49.260
12 -	1:18.292	3.597	85.10	10:41:07.552
13 -	1:16.835	2.140	86.72	10:42:24.387
14 -	1:16.078	1.383	87.58	10:43:40.465
15 -	1:15.959	1.264	87.72	10:44:56.424

P15 10 FENWICK / SHEPHERD				
LAP	LAP TIME	DIFF	MPH	TIME OF DAY
1 -	1:16.805	2.108	86.75	10:23:31.769
2 -	1:15.815	1.118	87.88	10:24:47.584
3 -	1:15.161 (3)	0.464	88.65	10:26:02.745
4 -	1:15.857	1.160	87.83	10:27:18.602
5 -	1:14.697 (1)		89.20	10:28:33.299
6 -	1:24.170	9.473	79.16	10:29:57.469
7 -	1:45.651 P	30.954	63.06	10:31:43.120
8 -	4:55.857	3:41.160	22.52	10:36:38.977
9 -	1:41.624	26.927	65.56	10:38:20.601
10 -	1:19.223	4.526	84.10	10:39:39.824
11 -	1:17.273	2.576	86.22	10:40:57.097
12 -	1:14.719 (2)	0.022	89.17	10:42:11.816
13 -	1:15.856	1.159	87.84	10:43:27.672
14 -	1:16.266	1.569	87.36	10:44:43.938

Tegiwa Roadsports Series

QUALIFYING - RACE 4 - LAP ANALYSIS

DIFF = Difference To Personal Best Lap

P16 29 SMITH				
LAP	LAP TIME	DIFF	MPH	TIME OF DAY
1 -	1:18.824	4.084	84.53	10:22:57.691
2 -	1:15.969	1.229	87.70	10:24:13.660
3 -	1:17.528	2.788	85.94	10:25:31.188
4 -	1:20.068 P	5.328	83.21	10:26:51.256
5 -	3:52.999	2:38.259	28.59	10:30:44.255
6 -	2:39.730	1:24.990	41.71	10:33:23.985
7 -	2:37.716	1:22.976	42.24	10:36:01.701
8 -	1:40.331	25.591	66.41	10:37:42.032
9 -	1:14.740 (1)		89.15	10:38:56.772
10 -	1:19.157	4.417	84.17	10:40:15.929
11 -	1:15.904 (3)	1.164	87.78	10:41:31.833
12 -	1:25.819	11.079	77.64	10:42:57.652
13 -	1:15.707 (2)	0.967	88.01	10:44:13.359
14 -	1:16.554	1.814	87.03	10:45:29.913

P17 82 WILLIAMS				
LAP	LAP TIME	DIFF	MPH	TIME OF DAY
1 -	1:15.955	1.176	87.72	10:22:43.660
2 -	1:18.049	3.270	85.37	10:24:01.709
3 -	1:14.893 (3)	0.114	88.96	10:25:16.602
4 -	1:17.386	2.607	86.10	10:26:33.988
5 -	1:14.779 (1)		89.10	10:27:48.767
6 -	1:16.807	2.028	86.75	10:29:05.574
7 -	1:20.642 P	5.863	82.62	10:30:26.216
8 -	6:12.038	4:57.259	17.91	10:36:38.254
9 -	1:41.986	27.207	65.33	10:38:20.240
10 -	1:20.525	5.746	82.74	10:39:40.765
11 -	1:25.341	10.562	78.07	10:41:06.106
12 -	1:15.468	0.689	88.29	10:42:21.574
13 -	1:15.416	0.637	88.35	10:43:36.990
14 -	1:14.886 (2)	0.107	88.97	10:44:51.876

P18 14 MUNDAY				
LAP	LAP TIME	DIFF	MPH	TIME OF DAY
1 -	1:17.002	1.830	86.53	10:22:49.052
2 -	1:16.769	1.597	86.79	10:24:05.821
3 -	1:16.262 (3)	1.090	87.37	10:25:22.083
4 -	1:16.776	1.604	86.78	10:26:38.859
5 -	1:16.777	1.605	86.78	10:27:55.636
6 -	1:18.194	3.022	85.21	10:29:13.830
7 -	1:32.352 P	17.180	72.15	10:30:46.182
8 -	4:12.406	2:57.234	26.39	10:34:58.588
9 -	2:05.819 P	50.647	52.95	10:37:04.407
10 -	1:57.744	42.572	56.59	10:39:02.151
11 -	1:16.095 (2)	0.923	87.56	10:40:18.246
12 -	1:19.287	4.115	84.03	10:41:37.533
13 -	1:16.442	1.270	87.16	10:42:53.975
14 -	1:15.172 (1)		88.63	10:44:09.147
15 -	1:36.981 P	21.809	68.70	10:45:46.128

P19 23 CREED				
LAP	LAP TIME	DIFF	MPH	TIME OF DAY
1 -	1:18.086 (2)	2.279	85.33	10:22:30.308
2 -	1:18.829	3.022	84.52	10:23:49.137
3 -	1:20.070 P	4.263	83.21	10:25:09.207
4 -	2:49.626	1:33.819	39.28	10:27:58.833
5 -	1:25.467	9.660	77.96	10:29:24.300
6 -	1:23.261	7.454	80.02	10:30:47.561
7 -	2:37.471	1:21.664	42.31	10:33:25.032
8 -	2:38.097	1:22.290	42.14	10:36:03.129

DIFF = Difference To Personal Best Lap

9 -	1:39.926	24.119	66.68	10:37:43.055
10 -	1:15.807 (1)		87.89	10:38:58.862
11 -	1:18.621 (3)	2.814	84.75	10:40:17.483
12 -	1:18.813 P	3.006	84.54	10:41:36.296
13 -	3:34.567	2:18.760	31.05	10:45:10.863

P20 5 PACKER				
LAP	LAP TIME	DIFF	MPH	TIME OF DAY
1 -	1:19.675	3.326	83.63	10:23:23.884
2 -	1:17.429	1.080	86.05	10:24:41.313
3 -	1:17.966	1.617	85.46	10:25:59.279
4 -	1:16.349 (1)		87.27	10:27:15.628
5 -	1:16.678	0.329	86.89	10:28:32.306
6 -	1:22.550	6.201	80.71	10:29:54.856
7 -	1:41.917	25.568	65.37	10:31:36.773
8 -	2:05.828	49.479	52.95	10:33:42.601
9 -	2:45.011	1:28.662	40.38	10:36:27.612
10 -	1:41.172	24.823	65.86	10:38:08.784
11 -	1:18.663	2.314	84.70	10:39:27.447
12 -	1:17.061	0.712	86.46	10:40:44.508
13 -	1:16.460 (2)	0.111	87.14	10:42:00.968
14 -	1:16.676 (3)	0.327	86.90	10:43:17.644
15 -	1:17.239	0.890	86.26	10:44:34.883
16 -	1:21.565 P	5.216	81.69	10:45:56.448

P21 97 CONNELL / WILKINSON-HUGHES				
LAP	LAP TIME	DIFF	MPH	TIME OF DAY
1 -	1:18.420 (3)	2.000	84.96	10:24:19.850
2 -	1:16.420 (1)		87.19	10:25:36.270
3 -	1:22.990	6.570	80.28	10:26:59.260
4 -	1:32.692	16.272	71.88	10:28:31.952
5 -	1:26.494 P	10.074	77.03	10:29:58.446
6 -	3:45.379	2:28.959	29.56	10:33:43.825
7 -	2:47.176	1:30.756	39.85	10:36:31.001
8 -	1:39.201 P	22.781	67.16	10:38:10.202
9 -	1:37.000	20.580	68.69	10:39:47.202
10 -	1:21.683	5.263	81.57	10:41:08.885
11 -	1:18.257 (2)	1.837	85.14	10:42:27.142
12 -	1:18.650	2.230	84.72	10:43:45.792
13 -	1:18.628	2.208	84.74	10:45:04.420

P22 188 WILLIAMS				
LAP	LAP TIME	DIFF	MPH	TIME OF DAY
1 -	1:26.274	9.829	77.23	10:23:40.868
2 -	1:17.618	1.173	85.84	10:24:58.486
3 -	1:17.067 (3)	0.622	86.46	10:26:15.553
4 -	1:18.972 P	2.527	84.37	10:27:34.525
5 -	2:42.310	1:25.865	41.05	10:30:16.835
6 -	1:36.835	20.390	68.81	10:31:53.670
7 -	1:52.907	36.462	59.01	10:33:46.577
8 -	2:53.330	1:36.885	38.44	10:36:39.907
9 -	1:44.596	28.151	63.70	10:38:24.503
10 -	1:16.445 (1)		87.16	10:39:40.948
11 -	1:20.610	4.165	82.66	10:41:01.558
12 -	1:16.471 (2)	0.026	87.13	10:42:18.029
13 -	1:21.104	4.659	82.15	10:43:39.133
14 -	1:44.957 P	28.512	63.48	10:45:24.090

P23 26 HAYES				
LAP	LAP TIME	DIFF	MPH	TIME OF DAY
1 -	1:19.619	2.114	83.68	10:22:25.397
2 -	1:31.844	14.339	72.54	10:23:57.241

Tegiwa Roadsports Series

QUALIFYING - RACE 4 - LAP ANALYSIS

DIFF = Difference To Personal Best Lap

3 -	1:18.997	1.492	84.34	10:25:16.238
4 -	1:19.676	2.171	83.62	10:26:35.914
5 -	1:18.263 (3)	0.758	85.13	10:27:54.177
6 -	1:18.725	1.220	84.63	10:29:12.902
7 -	1:20.834	3.329	82.43	10:30:33.736
8 -	2:28.986 P	1:11.481	44.72	10:33:02.722
9 -	3:37.841	2:20.336	30.58	10:36:40.563
10 -	1:44.831	27.326	63.56	10:38:25.394
11 -	1:20.963	3.458	82.29	10:39:46.357
12 -	1:20.993	3.488	82.26	10:41:07.350
13 -	1:18.612	1.107	84.76	10:42:25.962
14 -	1:17.505 (1)		85.97	10:43:43.467
15 -	1:17.744 (2)	0.239	85.70	10:45:01.211

P24 195 DENNIS / MOOR

LAP	LAP TIME	DIFF	MPH	TIME OF DAY
1 -	1:27.220	9.227	76.39	10:23:50.469
2 -	1:21.835	3.842	81.42	10:25:12.304
3 -	1:24.037	6.044	79.28	10:26:36.341
4 -	1:19.085	1.092	84.25	10:27:55.426
5 -	1:18.572 (2)	0.579	84.80	10:29:13.998
6 -	1:29.625 P	11.632	74.34	10:30:43.623
7 -	3:07.479	1:49.486	35.54	10:33:51.102
8 -	2:53.174	1:35.181	38.47	10:36:44.276
9 -	1:43.133	25.140	64.60	10:38:27.409
10 -	1:19.620	1.627	83.68	10:39:47.029
11 -	1:21.645	3.652	81.61	10:41:08.674
12 -	1:17.993 (1)		85.43	10:42:26.667
13 -	1:18.873 (3)	0.880	84.48	10:43:45.540
14 -	1:24.722	6.729	78.64	10:45:10.262

P25 19 LAWSON / PICKFORD

LAP	LAP TIME	DIFF	MPH	TIME OF DAY
1 -	1:24.602	5.661	78.75	10:24:03.397
2 -	1:21.196	2.255	82.06	10:25:24.593
3 -	1:18.941 (1)		84.40	10:26:43.534
4 -	1:21.386	2.445	81.87	10:28:04.920
5 -	1:25.815	6.874	77.64	10:29:30.735
6 -	1:34.646 P	15.705	70.40	10:31:05.381
7 -	3:20.558	2:01.617	33.22	10:34:25.939
8 -	2:25.796	1:06.855	45.70	10:36:51.735
9 -	1:40.818	21.877	66.09	10:38:32.553
10 -	1:23.975	5.034	79.34	10:39:56.528
11 -	1:24.130	5.189	79.20	10:41:20.658
12 -	1:20.409 (3)	1.468	82.86	10:42:41.067
13 -	1:20.885	1.944	82.37	10:44:01.952
14 -	1:19.749 (2)	0.808	83.55	10:45:21.701

P26 261 FLETCHER

LAP	LAP TIME	DIFF	MPH	TIME OF DAY
1 -	1:19.644 (2)	0.453	83.66	10:24:27.886
2 -	1:19.191 (1)		84.14	10:25:47.077
3 -	1:20.395	1.204	82.88	10:27:07.472
4 -	1:20.870	1.679	82.39	10:28:28.342
5 -	1:22.265	3.074	80.99	10:29:50.607
6 -	1:32.260 P	13.069	72.22	10:31:22.867
7 -	3:26.951	2:07.760	32.19	10:34:49.818
8 -	2:11.650	52.459	50.61	10:37:01.468
9 -	1:36.269	17.078	69.21	10:38:37.737
10 -	1:22.170	2.979	81.09	10:39:59.907
11 -	1:21.435	2.244	81.82	10:41:21.342
12 -	1:19.905 (3)	0.714	83.38	10:42:41.247
13 -	1:19.947	0.756	83.34	10:44:01.194

DIFF = Difference To Personal Best Lap

14 -	1:21.583	2.392	81.67	10:45:22.777
------	----------	-------	-------	--------------

P27 16 PEERLESS / STENNING

LAP	LAP TIME	DIFF	MPH	TIME OF DAY
1 -	1:27.121	7.781	76.48	10:23:03.080
2 -	1:21.892	2.552	81.36	10:24:24.972
3 -	1:21.642	2.302	81.61	10:25:46.614
4 -	1:21.192	1.852	82.06	10:27:07.806
5 -	1:21.403	2.063	81.85	10:28:29.209
6 -	1:24.858	5.518	78.52	10:29:54.067
7 -	1:42.279 P	22.939	65.14	10:31:36.346
8 -	5:11.074	3:51.734	21.42	10:36:47.420
9 -	1:42.549	23.209	64.97	10:38:29.969
10 -	1:24.493	5.153	78.86	10:39:54.462
11 -	1:21.147	1.807	82.11	10:41:15.609
12 -	1:20.427 (3)	1.087	82.84	10:42:36.036
13 -	1:19.340 (1)		83.98	10:43:55.376
14 -	1:19.641 (2)	0.301	83.66	10:45:15.017

P28 7 BANKS / PERRY

LAP	LAP TIME	DIFF	MPH	TIME OF DAY
1 -	1:27.166	7.764	76.44	10:23:51.190
2 -	1:20.645 (3)	1.243	82.62	10:25:11.835
3 -	1:20.509 (2)	1.107	82.76	10:26:32.344
4 -	1:19.402 (1)		83.91	10:27:51.746
5 -	1:23.644 P	4.242	79.66	10:29:15.390
6 -	4:30.507	3:11.105	24.63	10:33:45.897
7 -	2:46.672	1:27.270	39.97	10:36:32.569
8 -	1:39.933	20.531	66.67	10:38:12.502
9 -	1:21.765	2.363	81.49	10:39:34.267
10 -	1:29.784 P	10.382	74.21	10:41:04.051

P29 9 DEL PIERO / SYMONDS

LAP	LAP TIME	DIFF	MPH	TIME OF DAY
1 -	1:24.895	5.351	78.48	10:23:48.432
2 -	1:20.871	1.327	82.39	10:25:09.303
3 -	1:19.724 (2)	0.180	83.57	10:26:29.027
4 -	1:22.641 P	3.097	80.62	10:27:51.668
5 -	2:35.343	1:15.799	42.89	10:30:27.011
6 -	1:32.758	13.214	71.83	10:31:59.769
7 -	1:48.862	29.318	61.20	10:33:48.631
8 -	2:54.126 P	1:34.582	38.26	10:36:42.757
9 -	2:45.233	1:25.689	40.32	10:39:27.990
10 -	1:20.237	0.693	83.04	10:40:48.227
11 -	1:20.183 (3)	0.639	83.10	10:42:08.410
12 -	1:20.226	0.682	83.05	10:43:28.636
13 -	1:19.544 (1)		83.76	10:44:48.180

P30 114 WHITEHOUSE

LAP	LAP TIME	DIFF	MPH	TIME OF DAY
1 -	1:21.438	1.798	81.81	10:23:38.201
2 -	1:20.120 (3)	0.480	83.16	10:24:58.321
3 -	1:20.415	0.775	82.86	10:26:18.736
4 -	1:19.983 (2)	0.343	83.30	10:27:38.719
5 -	1:20.332	0.692	82.94	10:28:59.051
6 -	1:20.222	0.582	83.05	10:30:19.273
7 -	1:41.553 P	21.913	65.61	10:32:00.826
8 -	5:07.133	3:47.493	21.69	10:37:07.959
9 -	1:32.749	13.109	71.84	10:38:40.708
10 -	1:20.823	1.183	82.44	10:40:01.531
11 -	1:20.472	0.832	82.80	10:41:22.003
12 -	1:21.053	1.413	82.20	10:42:43.056

Tegiwa Roadsports Series

QUALIFYING - RACE 4 - LAP ANALYSIS

DIFF = Difference To Personal Best Lap

13 - 1:21.863 2.223 81.39 10:44:04.919
14 - 1:19.640 (1) 83.66 10:45:24.559

P31 3 MACAULEY				
LAP	LAP TIME	DIFF	MPH	TIME OF DAY
1 -	1:26.412	6.056	77.10	10:22:49.771
2 -	1:23.670	3.314	79.63	10:24:13.441
3 -	1:21.544	1.188	81.71	10:25:34.985
4 -	1:22.456	2.100	80.80	10:26:57.441
5 -	1:22.866	2.510	80.40	10:28:20.307
6 -	1:25.451	5.095	77.97	10:29:45.758
7 -	1:28.146	7.790	75.59	10:31:13.904
8 -	2:16.386	56.030	48.85	10:33:30.290
9 -	2:39.942	1:19.586	41.66	10:36:10.232
10 -	1:41.108	20.752	65.90	10:37:51.340
11 -	1:21.246 (3)	0.890	82.01	10:39:12.586
12 -	1:22.212	1.856	81.04	10:40:34.798
13 -	1:22.297	1.941	80.96	10:41:57.095
14 -	1:20.356 (1)		82.92	10:43:17.451
15 -	1:21.062 (2)	0.706	82.19	10:44:38.513
16 -	1:38.421 P	18.065	67.70	10:46:16.934

P32 116 MORGAN				
LAP	LAP TIME	DIFF	MPH	TIME OF DAY
1 -	1:30.150 P	9.516	73.91	10:23:37.043
2 -	3:52.618	2:31.984	28.64	10:27:29.661
3 -	1:20.900 (2)	0.266	82.36	10:28:50.561
4 -	1:20.634 (1)		82.63	10:30:11.195
5 -	1:42.625 P	21.991	64.92	10:31:53.820
6 -	5:04.007	3:43.373	21.91	10:36:57.827
7 -	1:36.617	15.983	68.96	10:38:34.444
8 -	1:27.960	7.326	75.75	10:40:02.404
9 -	1:27.019 (3)	6.385	76.57	10:41:29.423
10 -	1:38.175 P	17.541	67.87	10:43:07.598

P33 32 RAYNER				
LAP	LAP TIME	DIFF	MPH	TIME OF DAY
1 -	1:27.406	5.833	76.23	10:23:01.190
2 -	1:22.701 (3)	1.128	80.57	10:24:23.891
3 -	1:21.573 (1)		81.68	10:25:45.464
4 -	1:21.824 (2)	0.251	81.43	10:27:07.288
5 -	1:22.960	1.387	80.31	10:28:30.248
6 -	1:26.258	4.685	77.24	10:29:56.506
7 -	1:42.348 P	20.775	65.10	10:31:38.854
8 -	4:36.586	3:15.013	24.09	10:36:15.440
9 -	1:44.301	22.728	63.88	10:37:59.741

P34 128 STEWART				
LAP	LAP TIME	DIFF	MPH	TIME OF DAY
1 -	1:31.471	9.206	72.84	10:24:39.446
2 -	1:23.100 (3)	0.835	80.18	10:26:02.546
3 -	1:26.116	3.851	77.37	10:27:28.662
4 -	8:01.746	6:39.481	13.83	10:35:30.408
5 -	1:59.469 P	37.204	55.77	10:37:29.877
6 -	3:14.228	1:51.963	34.30	10:40:44.105
7 -	1:22.631 (2)	0.366	80.63	10:42:06.736
8 -	1:22.265 (1)		80.99	10:43:29.001
9 -	1:45.861 P	23.596	62.94	10:45:14.862

DIFF = Difference To Personal Best Lap

P35 88 ADCOCK P / ADCOCK M				
LAP	LAP TIME	DIFF	MPH	TIME OF DAY
1 -	1:23.896	1.626	79.42	10:23:43.605
2 -	1:27.944	5.674	75.76	10:25:11.549
3 -	1:26.027	3.757	77.45	10:26:37.576
4 -	1:23.854	1.584	79.46	10:28:01.430
5 -	1:25.116 P	2.846	78.28	10:29:26.546
6 -	4:11.265	2:48.995	26.51	10:33:37.811
7 -	2:40.923	1:18.653	41.40	10:36:18.734
8 -	1:42.761	20.491	64.84	10:38:01.495
9 -	1:23.286	1.016	80.00	10:39:24.781
10 -	1:22.333 (3)	0.063	80.93	10:40:47.114
11 -	1:23.700	1.430	79.60	10:42:10.814
12 -	1:22.318 (2)	0.048	80.94	10:43:33.132
13 -	1:22.270 (1)		80.99	10:44:55.402

P36 316 MAIRS / REID				
LAP	LAP TIME	DIFF	MPH	TIME OF DAY
1 -	1:31.219	8.414	73.04	10:23:22.204
2 -	1:28.840	6.035	75.00	10:24:51.044
3 -	1:29.436	6.631	74.50	10:26:20.480
4 -	1:28.443	5.638	75.33	10:27:48.923
5 -	1:30.807	8.002	73.37	10:29:19.730
6 -	1:32.420	9.615	72.09	10:30:52.150
7 -	2:34.479	1:11.674	43.13	10:33:26.629
8 -	2:38.035	1:15.230	42.16	10:36:04.664
9 -	1:41.246	18.441	65.81	10:37:45.910
10 -	1:22.805 (1)		80.46	10:39:08.715
11 -	1:24.447	1.642	78.90	10:40:33.162
12 -	1:24.901	2.096	78.48	10:41:58.063
13 -	1:23.608 (2)	0.803	79.69	10:43:21.671
14 -	1:23.809 (3)	1.004	79.50	10:44:45.480

P37 155 ABEL				
LAP	LAP TIME	DIFF	MPH	TIME OF DAY
1 -	1:25.825	2.999	77.63	10:24:08.311
2 -	1:23.259 (3)	0.433	80.03	10:25:31.570
3 -	1:22.860 (2)	0.034	80.41	10:26:54.430
4 -	1:20.350 P		82.92	10:28:14.780
5 -	8:42.169	7:19.343	12.76	10:36:56.949
6 -	1:36.502	13.676	69.04	10:38:33.451
7 -	1:24.870	2.044	78.51	10:39:58.321
8 -	1:25.485	2.659	77.94	10:41:23.806
9 -	1:25.494	2.668	77.93	10:42:49.300
10 -	1:22.826 (1)		80.44	10:44:12.126
11 -	1:26.374	3.548	77.14	10:45:38.500

P38 20 COGSWELL D / COGSWELL S				
LAP	LAP TIME	DIFF	MPH	TIME OF DAY
1 -	1:31.972	8.823	72.44	10:23:28.417
2 -	1:26.362	3.213	77.15	10:24:54.779
3 -	1:25.956	2.807	77.51	10:26:20.735
4 -	1:24.675	1.526	78.69	10:27:45.410
5 -	1:25.148	1.999	78.25	10:29:10.558
6 -	1:33.936 P	10.787	70.93	10:30:44.494
7 -	3:18.707	1:55.558	33.53	10:34:03.201
8 -	2:42.447	1:19.298	41.01	10:36:45.648
9 -	1:43.497	20.348	64.38	10:38:29.145
10 -	1:27.053	3.904	76.54	10:39:56.198
11 -	1:24.074 (3)	0.925	79.25	10:41:20.272
12 -	1:23.635 (2)	0.486	79.67	10:42:43.907
13 -	1:23.149 (1)		80.13	10:44:07.056

Tegiwa Roadsports Series

QUALIFYING - RACE 4 - LAP ANALYSIS

DIFF = Difference To Personal Best Lap

14 - 1:26.565 3.416 76.97 10:45:33.621

P39 77 GRIFFITHS

LAP	LAP TIME	DIFF	MPH	TIME OF DAY
1 -	1:30.717	7.430	73.45	10:23:29.647
2 -	1:28.238	4.951	75.51	10:24:57.885
3 -	1:25.457	2.170	77.97	10:26:23.342
4 -	1:23.667 (2)	0.380	79.63	10:27:47.009
5 -	1:25.522	2.235	77.91	10:29:12.531
6 -	1:30.551	7.264	73.58	10:30:43.082
7 -	2:26.717 P	1:03.430	45.41	10:33:09.799
8 -	3:18.922	1:55.635	33.49	10:36:28.721
9 -	1:40.572	17.285	66.25	10:38:09.293
10 -	1:28.110	4.823	75.62	10:39:37.403
11 -	1:25.560	2.273	77.87	10:41:02.963
12 -	1:26.438	3.151	77.08	10:42:29.401
13 -	1:24.079 (3)	0.792	79.24	10:43:53.480
14 -	1:23.287 (1)		80.00	10:45:16.767

P40 28 BAKER

LAP	LAP TIME	DIFF	MPH	TIME OF DAY
1 -	1:24.703	1.310	78.66	10:22:43.243
2 -	1:26.006	2.613	77.47	10:24:09.249
3 -	1:23.449 (2)	0.056	79.84	10:25:32.698
4 -	1:23.885 (3)	0.492	79.43	10:26:56.583
5 -	1:23.393 (1)		79.90	10:28:19.976
6 -	1:28.153	4.760	75.58	10:29:48.129
7 -	1:46.158	22.765	62.76	10:31:34.287
8 -	2:07.270	43.877	52.35	10:33:41.557
9 -	2:45.011	1:21.618	40.38	10:36:26.568
10 -	1:41.381	17.988	65.72	10:38:07.949
11 -	1:24.452	1.059	78.89	10:39:32.401
12 -	1:24.474	1.081	78.87	10:40:56.875
13 -	1:24.298	0.905	79.04	10:42:21.173
14 -	1:24.079	0.686	79.24	10:43:45.252
15 -	1:24.423	1.030	78.92	10:45:09.675

P41 122 FOOTMAN

LAP	LAP TIME	DIFF	MPH	TIME OF DAY
1 -	1:35.752	12.181	69.58	10:23:08.787
2 -	1:27.210	3.639	76.40	10:24:35.997
3 -	1:25.288	1.717	78.12	10:26:01.285
4 -	1:28.112	4.541	75.62	10:27:29.397
5 -	1:24.538	0.967	78.81	10:28:53.935
6 -	1:23.943 (3)	0.372	79.37	10:30:17.878
7 -	1:40.192 P	16.621	66.50	10:31:58.070
8 -	7:24.152	6:00.581	15.00	10:39:22.222
9 -	1:23.860 (2)	0.289	79.45	10:40:46.082
10 -	1:23.571 (1)		79.73	10:42:09.653
11 -	1:24.075	0.504	79.25	10:43:33.728
12 -	1:24.021	0.450	79.30	10:44:57.749

P42 11 MEAKIN

LAP	LAP TIME	DIFF	MPH	TIME OF DAY
1 -	1:27.366	3.623	76.26	10:24:01.864
2 -	1:29.069	5.326	74.80	10:25:30.933
3 -	1:28.008	4.265	75.71	10:26:58.941
4 -	1:24.761	1.018	78.61	10:28:23.702
5 -	1:27.222	3.479	76.39	10:29:50.924
6 -	1:41.075	17.332	65.92	10:31:31.999
7 -	2:06.775	43.032	52.55	10:33:38.774
8 -	2:41.940	1:18.197	41.14	10:36:20.714

DIFF = Difference To Personal Best Lap

9 - 1:41.870 18.127 65.40 10:38:02.584
 10 - 1:23.987 (2) 0.244 79.33 10:39:26.571
11 - 1:23.743 (1) 79.56 10:40:50.314
 12 - 1:26.187 2.444 77.31 10:42:16.501
 13 - 1:26.021 2.278 77.46 10:43:42.522
 14 - 1:24.110 (3) 0.367 79.22 10:45:06.632

P43 90 HOBBS

LAP	LAP TIME	DIFF	MPH	TIME OF DAY
1 -	1:42.512	18.237	64.99	10:23:55.024
2 -	1:26.839	2.564	76.73	10:25:21.863
3 -	1:25.478 (2)	1.203	77.95	10:26:47.341
4 -	1:27.869	3.594	75.83	10:28:15.210
5 -	1:31.584	7.309	72.75	10:29:46.794
6 -	1:48.249 P	23.974	61.55	10:31:35.043
7 -	3:21.824	1:57.549	33.01	10:34:56.867
8 -	2:07.028	42.753	52.45	10:37:03.895
9 -	1:36.309	12.034	69.18	10:38:40.204
10 -	1:25.980 (3)	1.705	77.49	10:40:06.184
11 -	1:26.193	1.918	77.30	10:41:32.377
12 -	1:27.110	2.835	76.49	10:42:59.487
13 -	1:28.135	3.860	75.60	10:44:27.622
14 -	1:24.275 (1)		79.06	10:45:51.897

P44 71 CLEASBY M / CLEASBY J

LAP	LAP TIME	DIFF	MPH	TIME OF DAY
1 -	1:25.519 (2)	0.850	77.91	10:24:05.607
2 -	1:26.610 (3)	1.941	76.93	10:25:32.217
3 -	1:27.671	3.002	76.00	10:26:59.888
4 -	1:24.669 (1)		78.69	10:28:24.557
5 -	1:29.305	4.636	74.61	10:29:53.862
6 -	1:46.799 P	22.130	62.39	10:31:40.661
7 -	4:56.967	3:32.298	22.43	10:36:37.628
8 -	1:42.255	17.586	65.16	10:38:19.883
9 -	1:38.094	13.425	67.92	10:39:57.977
10 -	3:02.240	1:37.571	36.56	10:43:00.217
11 -	2:52.413 P	1:27.744	38.64	10:45:52.630

P45 144 LONGDON Ri / LONGDON Ro

LAP	LAP TIME	DIFF	MPH	TIME OF DAY
1 -	1:30.533	3.589	73.60	10:25:11.153
2 -	1:27.350 (2)	0.406	76.28	10:26:38.503
3 -	1:24.560 P		78.79	10:28:03.063
4 -	5:37.107	4:10.163	19.76	10:33:40.170
5 -	2:45.405	1:18.461	40.28	10:36:25.575
6 -	1:41.162	14.218	65.86	10:38:06.737
7 -	1:32.700	5.756	71.87	10:39:39.437
8 -	1:31.268	4.324	73.00	10:41:10.705
9 -	1:29.198 (3)	2.254	74.70	10:42:39.903
10 -	1:26.944 (1)		76.63	10:44:06.847
11 -	1:29.656	2.712	74.31	10:45:36.503

Tegiwa Roadsports Series

QUALIFYING - RACE 4 - PIT STOP ANALYSIS

P1 117 JONES / GADSBY				
STOP	IN TIME	STOP TIME	TOTAL TIME	OUT TIME
1 -	10:29:14.203	2:01.467	2:01.467	10:31:15.670

P2 6 PARKIN R				
STOP	IN TIME	STOP TIME	TOTAL TIME	OUT TIME
1 -	10:26:58.440	2:34.226	2:34.226	10:29:32.666
2 -	10:40:18.699			

P3 1 PARKIN S				
STOP	IN TIME	STOP TIME	TOTAL TIME	OUT TIME
1 -	10:28:08.309	1:43.802	1:43.802	10:29:52.111

P4 444 NORMAN / BLENCOWE				
STOP	IN TIME	STOP TIME	TOTAL TIME	OUT TIME
1 -	10:29:53.936	2:13.795	2:13.795	10:32:07.731

P5 18 MAUGER				
STOP	IN TIME	STOP TIME	TOTAL TIME	OUT TIME
1 -	10:31:26.202	1:30.870	1:30.870	10:32:57.072
2 -	10:36:54.933	28.105	1:58.975	10:37:23.038

P6 69 HAMPSON / SCHULZ				
STOP	IN TIME	STOP TIME	TOTAL TIME	OUT TIME
1 -	10:31:47.453	2:15.597	2:15.597	10:34:03.050

P7 25 GILLESPIE				
STOP	IN TIME	STOP TIME	TOTAL TIME	OUT TIME
1 -	10:30:00.008	1:32.277	1:32.277	10:31:32.285

P8 17 LEWIS / COOK				
STOP	IN TIME	STOP TIME	TOTAL TIME	OUT TIME
1 -	10:29:29.162			

P9 8 WEBSTER / TIDMARSH				
STOP	IN TIME	STOP TIME	TOTAL TIME	OUT TIME
1 -	10:28:42.840	2:37.667	2:37.667	10:31:20.507

P10 34 SAUNDERS				
STOP	IN TIME	STOP TIME	TOTAL TIME	OUT TIME
1 -	10:30:55.225	1:21.293	1:21.293	10:32:16.518
2 -	10:41:23.427	24.384	1:45.677	10:41:47.811
3 -	10:44:33.681			

P11 92 RATH / KNIBB				
STOP	IN TIME	STOP TIME	TOTAL TIME	OUT TIME
1 -	10:26:14.176	1:02.703	1:02.703	10:27:16.879
2 -	10:33:13.099	2:10.085	3:12.788	10:35:23.184

P12 83 NYLAN / PUTTERGILL				
STOP	IN TIME	STOP TIME	TOTAL TIME	OUT TIME
1 -	10:29:33.773	2:10.588	2:10.588	10:31:44.361
2 -	10:41:02.721			

P13 87 PARTRIDGE / WOODWARD				
STOP	IN TIME	STOP TIME	TOTAL TIME	OUT TIME
1 -	10:29:56.218	3:12.174	3:12.174	10:33:08.392

P14 777 ANDRADE				
STOP	IN TIME	STOP TIME	TOTAL TIME	OUT TIME
1 -	10:31:51.658	1:41.886	1:41.886	10:33:33.544

P15 10 FENWICK / SHEPHERD				
STOP	IN TIME	STOP TIME	TOTAL TIME	OUT TIME
1 -	10:31:43.120	2:27.454	2:27.454	10:34:10.574

P16 29 SMITH				
STOP	IN TIME	STOP TIME	TOTAL TIME	OUT TIME
1 -	10:26:51.256	2:31.098	2:31.098	10:29:22.354

P17 82 WILLIAMS				
STOP	IN TIME	STOP TIME	TOTAL TIME	OUT TIME
1 -	10:30:26.216	3:41.570	3:41.570	10:34:07.786

P18 14 MUNDAY				
STOP	IN TIME	STOP TIME	TOTAL TIME	OUT TIME
1 -	10:30:46.182	2:50.628	2:50.628	10:33:36.810
2 -	10:37:04.407	25.739	3:16.367	10:37:30.146
3 -	10:45:46.128			

P19 23 CREED				
STOP	IN TIME	STOP TIME	TOTAL TIME	OUT TIME
1 -	10:25:09.207	1:36.736	1:36.736	10:26:45.943
2 -	10:41:36.296	2:17.034	3:53.770	10:43:53.330

P20 5 PACKER				
STOP	IN TIME	STOP TIME	TOTAL TIME	OUT TIME
1 -	10:45:56.448			

P21 97 WILKINSON-HUGHES / CONNELL				
STOP	IN TIME	STOP TIME	TOTAL TIME	OUT TIME
1 -	10:29:58.446	1:51.794	1:51.794	10:31:50.240
2 -	10:38:10.202	23.673	2:15.467	10:38:33.875

P22 188 WILLIAMS				
STOP	IN TIME	STOP TIME	TOTAL TIME	OUT TIME
1 -	10:27:34.525	1:25.638	1:25.638	10:29:00.163
2 -	10:45:24.090			

P23 26 HAYES				
STOP	IN TIME	STOP TIME	TOTAL TIME	OUT TIME
1 -	10:33:02.722	1:10.804	1:10.804	10:34:13.526

P24 195 DENNIS / MOOR				
STOP	IN TIME	STOP TIME	TOTAL TIME	OUT TIME
1 -	10:30:43.623	1:26.802	1:26.802	10:32:10.425

Tegiwa Roadsports Series

QUALIFYING - RACE 4 - PIT STOP ANALYSIS

P25 19 LAWSON				
STOP	IN TIME	STOP TIME	TOTAL TIME	OUT TIME
1 -	10:31:05.381	1:50.045	1:50.045	10:32:55.426

P26 261 FLETCHER				
STOP	IN TIME	STOP TIME	TOTAL TIME	OUT TIME
1 -	10:31:22.867	1:57.509	1:57.509	10:33:20.376

P27 16 STENNING / PEERLESS				
STOP	IN TIME	STOP TIME	TOTAL TIME	OUT TIME
1 -	10:31:36.346	2:48.482	2:48.482	10:34:24.828

P28 7 PERRY / BANKS				
STOP	IN TIME	STOP TIME	TOTAL TIME	OUT TIME
1 -	10:29:15.390	2:34.358	2:34.358	10:31:49.748
2 -	10:41:04.051			

P29 9 SYMONDS				
STOP	IN TIME	STOP TIME	TOTAL TIME	OUT TIME
1 -	10:27:51.668	1:20.401	1:20.401	10:29:12.069
2 -	10:36:42.757	1:29.756	2:50.157	10:38:12.513

P30 114 WHITEHOUSE				
STOP	IN TIME	STOP TIME	TOTAL TIME	OUT TIME
1 -	10:32:00.826	3:28.757	3:28.757	10:35:29.583

P31 3 MACAULEY				
STOP	IN TIME	STOP TIME	TOTAL TIME	OUT TIME
1 -	10:46:16.934			

P32 116 MORGAN				
STOP	IN TIME	STOP TIME	TOTAL TIME	OUT TIME
1 -	10:23:37.043	2:28.709	2:28.709	10:26:05.752
2 -	10:31:53.820	2:46.118	5:14.827	10:34:39.938
3 -	10:43:07.598			

P33 32 RAYNER				
STOP	IN TIME	STOP TIME	TOTAL TIME	OUT TIME
1 -	10:31:38.854	2:12.698	2:12.698	10:33:51.552

P34 128 STEWART				
STOP	IN TIME	STOP TIME	TOTAL TIME	OUT TIME
1 -	10:37:29.877	1:55.028	1:55.028	10:39:24.905
2 -	10:45:14.862			

P35 88 ADCOCK P / ADCOCK M				
STOP	IN TIME	STOP TIME	TOTAL TIME	OUT TIME
1 -	10:29:26.546	2:03.108	2:03.108	10:31:29.654

P37 155 ABEL				
STOP	IN TIME	STOP TIME	TOTAL TIME	OUT TIME
1 -	10:28:14.780	6:22.912	6:22.912	10:34:37.692

P38 20 COGSWELL D / COGSWELL S				
STOP	IN TIME	STOP TIME	TOTAL TIME	OUT TIME
1 -	10:30:44.494	1:51.250	1:51.250	10:32:35.744

P39 77 GRIFFITHS				
STOP	IN TIME	STOP TIME	TOTAL TIME	OUT TIME
1 -	10:33:09.799	52.656	52.656	10:34:02.455

P41 122 FOOTMAN				
STOP	IN TIME	STOP TIME	TOTAL TIME	OUT TIME
1 -	10:31:58.070	5:58.251	5:58.251	10:37:56.321

P43 90 HOBBS				
STOP	IN TIME	STOP TIME	TOTAL TIME	OUT TIME
1 -	10:31:35.043	1:51.958	1:51.958	10:33:27.001

P44 71 CLEASBY J / CLEASBY M				
STOP	IN TIME	STOP TIME	TOTAL TIME	OUT TIME
1 -	10:31:40.661	2:24.982	2:24.982	10:34:05.643
2 -	10:45:52.630			

P45 144 LONGDON Ri / LONGDON Ro				
STOP	IN TIME	STOP TIME	TOTAL TIME	OUT TIME
1 -	10:28:03.063	3:11.033	3:11.033	10:31:14.096

Tegiwa Roadsports Series

QUALIFYING - RACE 4 - STATISTICS

Competitors Started	45
Planned Start	2024-08-17 @ 10:05:00.000
Actual Start	2024-08-17 @ 10:19:38.407
Finish Time	2024-08-17 @ 10:44:39.945
Track Length	1.8508mi.
Total Laps	596
Total Distance Covered	1103.1346mi.

Session Fastest Lap History

NO	CL	NAME	LAP TIME	TIME OF DAY	LAP	VEHICLE
69	A	HAMPSON / SCHULZ <i>M. HAMPSON</i>	1:19.237	10:22:15.371	1	BMW M2 CS Racing
8	B	TIDMARSH / WEBSTER <i>M. TIDMARSH</i>	1:17.055	10:22:15.576	1	Ginetta G40
18	A	MAUGER <i>S. MAUGER</i>	1:15.373	10:22:17.560	1	Vauxhall VX220
444	A	BLENCOWE / NORMAN <i>A. BLENCOWE</i>	1:14.966	10:22:28.173	1	SEAT Cupra TCR
25	A	GILLESPIE <i>C. GILLESPIE</i>	1:13.539	10:22:29.496	1	SEAT Leon
17	A	COOK / LEWIS <i>P. COOK</i>	1:13.363	10:22:57.989	1	BMW E46 M3
17	A	COOK / LEWIS <i>P. COOK</i>	1:13.274	10:24:11.257	2	BMW E46 M3
6	A	PARKIN R <i>R. PARKIN</i>	1:13.111	10:24:32.824	2	Audi TT TDI
1	A	PARKIN S <i>S. PARKIN</i>	1:12.923	10:25:41.148	3	Audi TT TDI
444	A	BLENCOWE / NORMAN <i>A. BLENCOWE</i>	1:12.749	10:26:09.712	4	SEAT Cupra TCR
444	A	BLENCOWE / NORMAN <i>A. BLENCOWE</i>	1:12.678	10:27:22.391	5	SEAT Cupra TCR
6	A	PARKIN R <i>R. PARKIN</i>	1:12.262	10:38:59.174	9	Audi TT TDI
117	A	GADSBY / JONES <i>M. GADSBY</i>	1:11.900	10:39:03.684	10	BMW Compact

Flag History

TYPE	TIME OF DAY
GREEN	10:19:38.407
SAFETY	10:30:12.584
GREEN	10:37:40.172
FINISH	10:44:39.945

Flag Statistics

TYPE	COUNT	TOTAL LAPS	TOTAL TIME
Green	2	13	19:23.066
Red	0	0	0.000
Safety Car	1	3	7:27.587
FCY	0	0	0.000

Tegiwa Roadsports Series

QUALIFYING - RACE 4 - STATISTICS

CLASS : A

14 Starters

Fastest Lap History

NO	NAME	LAP TIME	TIME OF DAY	LAP	VEHICLE
69	HAMPSON / SCHULZ <i>M. HAMPSON</i>	1:19.237	10:22:15.371	1	BMW M2 CS Racing
18	MAUGER <i>S. MAUGER</i>	1:15.373	10:22:17.560	1	Vauxhall VX220
444	BLENCOWE / NORMAN <i>A. BLENCOWE</i>	1:14.966	10:22:28.173	1	SEAT Cupra TCR
25	GILLESPIE <i>C. GILLESPIE</i>	1:13.539	10:22:29.496	1	SEAT Leon
17	COOK / LEWIS <i>P. COOK</i>	1:13.363	10:22:57.989	1	BMW E46 M3
17	COOK / LEWIS <i>P. COOK</i>	1:13.274	10:24:11.257	2	BMW E46 M3
6	PARKIN R <i>R. PARKIN</i>	1:13.111	10:24:32.824	2	Audi TT TDI
1	PARKIN S <i>S. PARKIN</i>	1:12.923	10:25:41.148	3	Audi TT TDI
444	BLENCOWE / NORMAN <i>A. BLENCOWE</i>	1:12.749	10:26:09.712	4	SEAT Cupra TCR
444	BLENCOWE / NORMAN <i>A. BLENCOWE</i>	1:12.678	10:27:22.391	5	SEAT Cupra TCR
6	PARKIN R <i>R. PARKIN</i>	1:12.262	10:38:59.174	9	Audi TT TDI
117	GADSBY / JONES <i>M. GADSBY</i>	1:11.900	10:39:03.684	10	BMW Compact

Tegiwa Roadsports Series

QUALIFYING - RACE 4 - STATISTICS

CLASS : C

11 Starters

Fastest Lap History

NO	NAME	LAP TIME	TIME OF DAY	LAP	VEHICLE
3	MACAULEY <i>B. MACAULEY</i>	1:26.412	10:22:49.911	1	Lotus Elise S2
9	DEL PIERO / SYMONDS <i>K. DEL PIERO</i>	1:24.895	10:23:48.571	1	Honda Civic Type R
3	MACAULEY <i>B. MACAULEY</i>	1:23.670	10:24:13.577	2	Lotus Elise S2
97	CONNELL / WILKINSON-HUGHES <i>D. CONNELL</i>	1:18.420	10:24:19.983	1	Mazda MX5
97	CONNELL / WILKINSON-HUGHES <i>D. CONNELL</i>	1:16.420	10:25:36.402	2	Mazda MX5

Tegiwa Roadsports Series

QUALIFYING - RACE 4 - STATISTICS

CLASS : B

15 Starters

Fastest Lap History

NO	NAME	LAP TIME	TIME OF DAY	LAP	VEHICLE
8	TIDMARSH / WEBSTER <i>M. TIDMARSH</i>	1:17.055	10:22:15.576	1	Ginetta G40
87	WOODWARD / PARTRIDGE <i>L. WOODWARD</i>	1:16.869	10:22:19.940	1	BMW M235i
83	PUTTERGILL / NYLAN <i>W. PUTTERGILL</i>	1:16.766	10:23:03.289	1	Honda Civic Type R
87	WOODWARD / PARTRIDGE <i>L. WOODWARD</i>	1:15.386	10:23:35.433	2	BMW M235i
83	PUTTERGILL / NYLAN <i>W. PUTTERGILL</i>	1:14.347	10:25:33.368	3	Honda Civic Type R
8	TIDMARSH / WEBSTER <i>M. TIDMARSH</i>	1:13.647	10:41:39.792	12	Ginetta G40

Tegiwa Roadsports Series

QUALIFYING - RACE 4 - STATISTICS

CLASS : D

5 Starters

Fastest Lap History

NO	NAME	LAP TIME	TIME OF DAY	LAP	VEHICLE
122	FOOTMAN <i>M. FOOTMAN</i>	1:35.752	10:23:08.937	1	Ford Puma
20	COGSWELL D / COGSWELL S <i>D. COGSWELL</i>	1:31.972	10:23:28.561	1	Nissan Almera GTi
88	ADCOCK P / ADCOCK M <i>P. ADCOCK</i>	1:23.896	10:23:43.757	1	BMW Compact
88	ADCOCK P / ADCOCK M <i>P. ADCOCK</i>	1:23.854	10:28:01.581	4	BMW Compact
88	ADCOCK P / ADCOCK M <i>P. ADCOCK</i>	1:23.286	10:39:24.928	9	BMW Compact
88	ADCOCK P / ADCOCK M <i>P. ADCOCK</i>	1:22.333	10:40:47.262	10	BMW Compact
88	ADCOCK P / ADCOCK M <i>P. ADCOCK</i>	1:22.318	10:43:33.280	12	BMW Compact
88	ADCOCK P / ADCOCK M <i>P. ADCOCK</i>	1:22.270	10:44:55.548	13	BMW Compact

Tegiwa Roadsports Series

RACE 4 - GRID (45 minutes) - AMENDED 3



ROW 22	43	71	1:24.669 CLEASBY J / CLEASBY M	44	144	1:26.944 LONGDON Ri / LONGDON Ro
ROW 21	41	11	1:23.743 MEAKIN	42	90	1:24.275 HOBBS
ROW 20	39	28	1:23.393 BAKER	40	122	1:23.571 FOOTMAN
ROW 19	37	20	1:23.149 COGSWELL D / COGSWELL S	38	77	1:23.287 GRIFFITHS
ROW 18	35	316	1:22.805 REID / MAIRS	36	155	1:22.826 ABEL
ROW 17	33	128	1:22.265 STEWART	34	88	1:22.270 ADCOCK P / ADCOCK M
ROW 16	31	3	1:20.356 MACAULEY	32	116	1:20.634 MORGAN
ROW 15	29	9	1:19.544 SYMONDS	30	114	1:19.640 WHITEHOUSE
ROW 14	27	16	1:19.340 STENNING / PEERLESS	28	7	1:19.402 PERRY / BANKS
ROW 13	25	19	1:18.941 LAWSON	26	261	1:19.191 FLETCHER
ROW 12	23	26	1:17.505 HAYES	24	195	1:17.993 DENNIS / MOOR
ROW 11	21	97	1:16.420 WILKINSON-HUGHES / CONNELL	22	188	1:16.445 WILLIAMS
ROW 10	19	777	1:14.695 ANDRADE	20	5	1:16.349 PACKER
ROW 9	17	14	1:15.172 MUNDAY	18	23	1:15.807 CREED
ROW 8	15	29	1:14.740 SMITH	16	82	1:14.779 WILLIAMS
ROW 7	13	87	1:14.402 PARTRIDGE / WOODWARD	14	10	1:14.697 FENWICK / SHEPHERD
ROW 6	11	92	1:13.957 RATH / KNIBB	12	83	1:14.347 NYLAN / PUTTERGILL
ROW 5	9	8	1:13.647 WEBSTER / TIDMARSH	10	34	1:13.884 SAUNDERS
ROW 4	7	25	1:13.188 GILLESPIE	8	17	1:13.274 LEWIS / COOK
ROW 3	5	18	1:12.764 MAUGER	6	69	1:12.857 HAMPSON / SCHULZ
ROW 2	3	1	1:12.613 PARKIN S	4	444	1:12.678 NORMAN / BLENCOWE
ROW 1	1	117	1:11.900 JONES / GADSBY	2	6	1:12.262 PARKIN R

Pole

Comments:

*No. 32 - withdrawn

*No. 82 - added to the grid in qualifying position

*No. 777 - 5 place grid penalty applied for overtaking under safety car

*Reserve (in order): No. 55 (practiced out of session), No. 221 (qualified by experience)

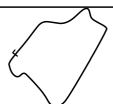
These results are provisional until the conclusion of any judicial and technical matters.

Silverstone International: 1.8508 miles

Clerk Of Course: Lynne Spurr

Stewards:

Timekeeper: Stewart Burr



Tegiwa Roadsports Series

RACE 4 - CLASSIFICATION - AMENDED

Race Distance: 15 Laps / 27.76 miles


POS	NO	CL	PIC	DRIVER/S	CAR	LAPS	TIME	GAP	DIFF	MPH	BEST	ON	GRD	↓↑
1	18	A	1	Simon MAUGER	SEAT Cupra	15	21:31.281			77.40	1:11.896	4	1	0
2	69	A	2	Matthew HAMPSON / Andy SCHULZ	BMW M2 CS Racing	15	21:34.339	3.058	3.058	77.21	1:13.301	5	5	3
3	25	A	3	Colin GILLESPIE	SEAT Leon	15	21:40.384	9.103	6.045	76.86	1:13.057	3	3	0
4	92	A	4	Andrew RATH / Philip KNIBB	SEAT Leon Eurocup	15	21:42.272	10.991	1.888	76.74	1:13.228	10	6	2
5	221	A	5	Luke BROWES / Paul BROWES	SEAT Leon TCR	15	21:42.770	11.489	0.498	76.71	1:13.035	5	12	7
6	444	A	6	Claire NORMAN / Alan BLENOWE	SEAT Cupra TCR	15	21:43.470	12.189	0.700	76.67	1:12.548	11	19	13
7	34	A	7	Gregory SAUNDERS	SEAT Cupra TCR	15	21:44.455	13.174	0.985	76.62	1:13.262	12	18	11
8	777	A	8	Rob ANDRADE	SEAT Cupra	15	22:04.165	32.884	19.710	75.48	1:15.023	5	8	0
9	8	B	1	Chris WEBSTER / Matthew TIDMARSH	Ginetta G40	15	22:06.623	35.342	2.458	75.34	1:15.013	7	10	1
10	14	B	2	Jon MUNDAY	Honda Civic	15	22:12.325	41.044	5.702	75.01	1:15.844	4	11	1
11	87	B	3	Toby PARTRIDGE / Louis WOODWARD	BMW M235i	15	22:21.348	50.067	9.023	74.51	1:14.800	4	15	4
12	23	B	4	Matt CREED	Renault Clio 200	15	22:23.667	52.386	2.319	74.38	1:16.697	5	16	4
13	55	A	9	Paul SIMMERSON / Richard STANTON	BMW M4 GT4	15	22:44.611	1:13.330	20.944	73.24	1:16.395	4	20	7
14	26	B	5	Jonathan HAYES	BMW E36 Compact	14	21:35.388	1 Lap	1 Lap	72.01	1:18.221	4	22	8
15	16	C	1	Matthew STENNING / Jon PEERLESS	Honda Civic Type R	14	21:54.348	1 Lap	18.960	70.97	1:19.696	9	23	8
16	19	B	6	Wayne LAWSON	Audi TT	14	21:54.889	1 Lap	0.541	70.94	1:18.572	13	30	14
17	3	C	2	Ben MACAULEY	Lotus Elise S2	14	22:01.806	1 Lap	6.917	70.57	1:19.481	9	28	11
18	116	C	3	Matthew MORGAN	Honda Civic FN2 Type R	14	22:03.596	1 Lap	1.790	70.47	1:19.677	3	29	11
19	7	C	4	Daniel PERRY / Jez BANKS	Ginetta G40 GT5	14	22:03.986	1 Lap	0.390	70.45	1:18.742	14	24	5
20	261	*C	5	Drew FLETCHER	Ginetta GT5	14	22:05.268	1 Lap	1.282	70.38	1:19.840	10	26	6
21	114	B	7	George WHITEHOUSE	Mini Cooper S	14	22:10.480	1 Lap	5.212	70.11	1:20.017	3	27	6
22	155	B	8	Rikki ABEL	Nissan 370Z	14	22:16.452	1 Lap	5.972	69.80	1:18.355	7	25	3
23	188	B	9	Joe WILLIAMS	Volkswagen Golf GTI	14	22:28.747	1 Lap	12.295	69.16	1:17.395	7	21	-2
24	128	C	6	Andrew STEWART	Honda Civic Type R FN2	14	22:29.701	1 Lap	0.954	69.11	1:20.227	11	34	10
25	11	C	7	Leo MEAKIN	Ginetta G40	14	22:39.344	1 Lap	9.643	68.62	1:21.699	14	33	8
26	316	C	8	Kameron REID / Ivor MAIRS	BMW 325ti Compact	14	22:43.725	1 Lap	4.381	68.40	1:22.403	12	32	6
27	88	D	1	Philip ADCOCK / Matthew ADCOCK	BMW Compact	13	21:33.125	2 Laps	1 Lap	66.98	1:22.800	5	35	8
28	122	D	2	Matthew FOOTMAN	Ford Puma	13	21:34.182	2 Laps	1.057	66.93	1:23.007	11	37	9
29	28	B	10	Andy BAKER	Porsche Boxster S	13	21:43.295	2 Laps	9.113	66.46	1:23.281	11	36	7
30	20	D	3	Daniel COGSWELL / Steven COGSWELL	Nissan Almera GTi	13	21:47.211	2 Laps	3.916	66.26	1:23.967	9	31	1
31	90	D	4	Jon HOBBS	Peugeot 106 Rallye	13	22:19.234	2 Laps	32.023	64.68	1:23.934	9	38	7
32	71	D	5	James CLEASBY / Morgan CLEASBY	Toyota MR2 Roadster	13	22:32.026	2 Laps	12.792	64.06	1:26.622	12	39	7

NOT CLASSIFIED

DNF	29	B		Michael SMITH	Volkswagen Golf	12	18:18.828	3 Laps	1 Lap	72.76	1:15.287	3		
DNF	83	B		Christopher NYLAN / William PUTTERGILL	Honda Civic Type R	12	18:26.485	3 Laps	7.657	72.26	1:15.712	8		
DNF	82	A		Ben WILLIAMS	SEAT Cupra	11	17:10.972	4 Laps	1 Lap	71.09	1:15.449	5		
DNF	9	C		Ethian SYMONDS	Honda Civic Type R	11	18:41.589	4 Laps	1:30.617	65.34	1:20.115	5		
DNF	17	A		Wayne LEWIS / Paul COOK	BMW E46 M3	8	12:53.531	7 Laps	3 Laps	68.91	1:13.547	3		
DNF	6	A		Ryan PARKIN	Audi TT TDI	8	14:13.411	7 Laps	1:19.880	62.46	1:12.477	5		
DNF	10	A		Robert FENWICK / Andrew SHEPHERD	BMW M2 CS	8	16:02.406	7 Laps	1:48.995	55.38	1:15.553	3		
DNF	1	A		Scott PARKIN	Audi TT TDI	4	7:58.161	11 Laps	4 Laps	55.74	1:12.397	3		
DNF	5	B		Jonathan PACKER	Volkswagen Golf GTI	1	3:23.310	14 Laps	3 Laps	32.77				

Weather / Track : Cloudy / Dry

Date: 17/08/2024 Start: 14:58 Finish: 15:20
Silverstone International: 1.8508 miles

Clerk Of Course: Lynne Spurr	Stewards:	Timekeeper: Stewart Burr	
------------------------------	-----------	--------------------------	---

Tegiwa Roadsports Series

RACE 4 - CLASSIFICATION - AMENDED

Race Distance: 15 Laps / 27.76 miles

DNF 77	B	David GRIFFITHS	Ginetta G20	0
DNF 97	C	Alex WILKINSON-HUGHES / David CONNELL	Mazda MX5	0
DNF 195	C	Samuel DENNIS / Ash MOOR	Honda Civic Type R	0

NOT STARTED

NS 117	A	Ian JONES / Martin GADSBY	BMW Compact
NS 144	A	Richard LONGDON / Rory LONGDON	BMW E46 M3

FASTEST LAP

18	A	Simon MAUGER	SEAT Cupra	4	1:11.896	92.67 mph	149.15 kph
87	B	Toby PARTRIDGE / Louis WOODWARD	BMW M235i	4	1:14.800	89.08 mph	143.36 kph
7	C	Daniel PERRY / Jez BANKS	Ginetta G40 GT5	14	1:18.742	84.62 mph	136.18 kph
88	D	Philip ADCOCK / Matthew ADCOCK	BMW Compact	5	1:22.800	80.47 mph	129.51 kph

Comments:

*No. 261 - 10 second time penalty applied for causing a collision Q12.21.4

*No. 117 and 144 did not take the original start

*No. 77, 97 & 195 did not take the restart

Weather / Track : Cloudy / Dry

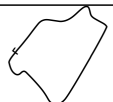
These results are provisional until the conclusion of any judicial and technical matters.

Date: 17/08/2024 Start: 14:58 Finish: 15:20
Silverstone International: 1.8508 miles

Clerk Of Course: Lynne Spurr

Stewards:

Timekeeper: Stewart Burr



Tegiwa Roadsports Series

RACE 4 - LAP ANALYSIS

DIFF = Difference To Personal Best Lap

P1 18 MAUGER				
LAP	LAP TIME	DIFF	MPH	TIME OF DAY
1 -	3:10.947	1:59.051	34.89	15:01:44.830
2 -	2:16.109	1:04.213	48.95	15:04:00.939
3 -	1:12.204 (2)	0.308	92.28	15:05:13.143
4 -	1:11.896 (1)		92.67	15:06:25.039
5 -	1:13.858	1.962	90.21	15:07:38.897
6 -	1:15.148	3.252	88.66	15:08:54.045
7 -	1:17.321	5.425	86.17	15:10:11.366
8 -	1:16.557	4.661	87.03	15:11:27.923
9 -	1:13.440	1.544	90.73	15:12:41.363
10 -	1:12.750 (3)	0.854	91.59	15:13:54.113
11 -	1:14.012	2.116	90.02	15:15:08.125
12 -	1:15.043	3.147	88.79	15:16:23.168
13 -	1:13.342	1.446	90.85	15:17:36.510
14 -	1:14.106	2.210	89.91	15:18:50.616
15 -	1:14.548	2.652	89.38	15:20:05.164

P2 69 HAMPSON / SCHULZ				
LAP	LAP TIME	DIFF	MPH	TIME OF DAY
1 -	3:14.669	2:01.368	34.22	15:01:48.552
2 -	2:14.612	1:01.311	49.49	15:04:03.164
3 -	1:13.419 (3)	0.118	90.75	15:05:16.583
4 -	1:14.030	0.729	90.00	15:06:30.613
5 -	1:13.301 (1)		90.90	15:07:43.914
6 -	1:14.401	1.100	89.55	15:08:58.315
7 -	1:14.355	1.054	89.61	15:10:12.670
8 -	1:16.098	2.797	87.56	15:11:28.768
9 -	1:13.472	0.171	90.69	15:12:42.240
10 -	1:13.315 (2)	0.014	90.88	15:13:55.555
11 -	1:14.720	1.419	89.17	15:15:10.275
12 -	1:15.214	1.913	88.59	15:16:25.489
13 -	1:13.428	0.127	90.74	15:17:38.917
14 -	1:13.748	0.447	90.35	15:18:52.665
15 -	1:15.557	2.256	88.18	15:20:08.222

P3 25 GILLESPIE				
LAP	LAP TIME	DIFF	MPH	TIME OF DAY
1 -	3:12.631	1:59.574	34.59	15:01:46.514
2 -	2:15.776	1:02.719	49.07	15:04:02.290
3 -	1:13.057 (1)		91.20	15:05:15.347
4 -	1:13.808 (3)	0.751	90.27	15:06:29.155
5 -	1:14.144	1.087	89.86	15:07:43.299
6 -	1:14.346	1.289	89.62	15:08:57.645
7 -	1:15.461	2.404	88.30	15:10:13.106
8 -	1:15.954	2.897	87.72	15:11:29.060
9 -	1:15.648	2.591	88.08	15:12:44.708
10 -	1:13.668 (2)	0.611	90.44	15:13:58.376
11 -	1:14.316	1.259	89.66	15:15:12.692
12 -	1:15.642	2.585	88.08	15:16:28.334
13 -	1:15.159	2.102	88.65	15:17:43.493
14 -	1:14.788	1.731	89.09	15:18:58.281
15 -	1:15.986	2.929	87.69	15:20:14.267

P4 92 RATH / KNIBB				
LAP	LAP TIME	DIFF	MPH	TIME OF DAY
1 -	3:15.637	2:02.409	34.05	15:01:49.520
2 -	2:14.141	1:00.913	49.67	15:04:03.661
3 -	1:13.649	0.421	90.47	15:05:17.310
4 -	1:13.574 (2)	0.346	90.56	15:06:30.884
5 -	1:13.637 (3)	0.409	90.48	15:07:44.521
6 -	1:14.206	0.978	89.79	15:08:58.727

DIFF = Difference To Personal Best Lap

7 -	1:14.936	1.708	88.91	15:10:13.663
8 -	1:16.041	2.813	87.62	15:11:29.704
9 -	1:14.575	1.347	89.34	15:12:44.279
10 -	1:13.228 (1)		90.99	15:13:57.507
11 -	1:14.550	1.322	89.37	15:15:12.057
12 -	1:16.023	2.795	87.64	15:16:28.080
13 -	1:15.960	2.732	87.72	15:17:44.040
14 -	1:14.424	1.196	89.53	15:18:58.464
15 -	1:17.691	4.463	85.76	15:20:16.155

P5 221 BROWES L / BROWES P				
LAP	LAP TIME	DIFF	MPH	TIME OF DAY
1 -	3:21.491	2:08.456	33.06	15:01:55.374
2 -	2:11.588	58.553	50.63	15:04:06.962
3 -	1:14.359	1.324	89.60	15:05:21.321
4 -	1:13.870	0.835	90.20	15:06:35.191
5 -	1:13.035 (1)		91.23	15:07:48.226
6 -	1:13.201 (2)	0.166	91.02	15:09:01.427
7 -	1:16.068	3.033	87.59	15:10:17.495
8 -	1:13.692 (3)	0.657	90.41	15:11:31.187
9 -	1:17.174	4.139	86.34	15:12:48.361
10 -	1:14.247	1.212	89.74	15:14:02.608
11 -	1:13.700	0.665	90.41	15:15:16.308
12 -	1:14.419	1.384	89.53	15:16:30.727
13 -	1:14.496	1.461	89.44	15:17:45.223
14 -	1:14.657	1.622	89.25	15:18:59.880
15 -	1:16.773	3.738	86.79	15:20:16.653

P6 444 NORMAN / BLENCOWE				
LAP	LAP TIME	DIFF	MPH	TIME OF DAY
1 -	3:27.404	2:14.856	32.12	15:02:01.287
2 -	2:10.714	58.166	50.97	15:04:12.001
3 -	1:14.779	2.231	89.10	15:05:26.780
4 -	1:14.078	1.530	89.94	15:06:40.858
5 -	1:15.057	2.509	88.77	15:07:55.915
6 -	1:13.179 (2)	0.631	91.05	15:09:09.094
7 -	1:14.496	1.948	89.44	15:10:23.590
8 -	1:14.277	1.729	89.70	15:11:37.867
9 -	1:13.582	1.034	90.55	15:12:51.449
10 -	1:13.357 (3)	0.809	90.83	15:14:04.806
11 -	1:12.548 (1)		91.84	15:15:17.354
12 -	1:14.181	1.633	89.82	15:16:31.535
13 -	1:13.999	1.451	90.04	15:17:45.534
14 -	1:16.256	3.708	87.37	15:19:01.790
15 -	1:15.563	3.015	88.18	15:20:17.353

P7 34 SAUNDERS				
LAP	LAP TIME	DIFF	MPH	TIME OF DAY
1 -	3:26.264	2:13.002	32.30	15:02:00.147
2 -	2:11.347	58.085	50.72	15:04:11.494
3 -	1:14.937	1.675	88.91	15:05:26.431
4 -	1:14.142	0.880	89.87	15:06:40.573
5 -	1:15.687	2.425	88.03	15:07:56.260
6 -	1:15.548	2.286	88.19	15:09:11.808
7 -	1:13.570	0.308	90.56	15:10:25.378
8 -	1:13.894	0.632	90.17	15:11:39.272
9 -	1:14.634	1.372	89.27	15:12:53.906
10 -	1:13.466 (2)	0.204	90.69	15:14:07.372
11 -	1:13.516 (3)	0.254	90.63	15:15:20.888
12 -	1:13.262 (1)		90.95	15:16:34.150
13 -	1:15.493	2.231	88.26	15:17:49.643
14 -	1:15.058	1.796	88.77	15:19:04.701
15 -	1:13.637	0.375	90.48	15:20:18.338

Tegiwa Roadsports Series

RACE 4 - LAP ANALYSIS

DIFF = Difference To Personal Best Lap

P8 777 ANDRADE				
LAP	LAP TIME	DIFF	MPH	TIME OF DAY
1 -	3:18.063	2:03.040	33.64	15:01:51.946
2 -	2:12.723	57.700	50.20	15:04:04.669
3 -	1:15.483 (2)	0.460	88.27	15:05:20.152
4 -	1:15.808 (3)	0.785	87.89	15:06:35.960
5 -	1:15.023 (1)		88.81	15:07:50.983
6 -	1:15.979	0.956	87.69	15:09:06.962
7 -	1:16.057	1.034	87.60	15:10:23.019
8 -	1:16.808	1.785	86.75	15:11:39.827
9 -	1:16.420	1.397	87.19	15:12:56.247
10 -	1:16.333	1.310	87.29	15:14:12.580
11 -	1:16.396	1.373	87.21	15:15:28.976
12 -	1:16.880	1.857	86.67	15:16:45.856
13 -	1:16.925	1.902	86.61	15:18:02.781
14 -	1:18.568	3.545	84.80	15:19:21.349
15 -	1:16.699	1.676	86.87	15:20:38.048

P9 8 WEBSTER / TIDMARSH				
LAP	LAP TIME	DIFF	MPH	TIME OF DAY
1 -	3:19.667	2:04.654	33.37	15:01:53.550
2 -	2:12.653	57.640	50.23	15:04:06.203
3 -	1:21.682	6.669	81.57	15:05:27.885
4 -	1:15.295 (3)	0.282	88.49	15:06:43.180
5 -	1:15.471	0.458	88.28	15:07:58.651
6 -	1:15.505	0.492	88.24	15:09:14.156
7 -	1:15.013 (1)		88.82	15:10:29.169
8 -	1:15.648	0.635	88.08	15:11:44.817
9 -	1:17.925	2.912	85.50	15:13:02.742
10 -	1:17.578	2.565	85.89	15:14:20.320
11 -	1:15.740	0.727	87.97	15:15:36.060
12 -	1:15.174 (2)	0.161	88.63	15:16:51.234
13 -	1:15.777	0.764	87.93	15:18:07.011
14 -	1:16.875	1.862	86.67	15:19:23.886
15 -	1:16.620	1.607	86.96	15:20:40.506

P10 14 MUNDAY				
LAP	LAP TIME	DIFF	MPH	TIME OF DAY
1 -	3:20.318	2:04.474	33.26	15:01:54.201
2 -	2:12.317	56.473	50.35	15:04:06.518
3 -	1:17.187	1.343	86.32	15:05:23.705
4 -	1:15.844 (1)		87.85	15:06:39.549
5 -	1:17.331	1.487	86.16	15:07:56.880
6 -	1:16.821	0.977	86.73	15:09:13.701
7 -	1:16.691	0.847	86.88	15:10:30.392
8 -	1:16.139 (2)	0.295	87.51	15:11:46.531
9 -	1:17.441	1.597	86.04	15:13:03.972
10 -	1:18.165	2.321	85.24	15:14:22.137
11 -	1:16.710	0.866	86.86	15:15:38.847
12 -	1:16.257 (3)	0.413	87.37	15:16:55.104
13 -	1:16.569	0.725	87.02	15:18:11.673
14 -	1:16.707	0.863	86.86	15:19:28.380
15 -	1:17.828	1.984	85.61	15:20:46.208

P11 87 PARTRIDGE / WOODWARD				
LAP	LAP TIME	DIFF	MPH	TIME OF DAY
1 -	3:24.989	2:10.189	32.50	15:01:58.872
2 -	2:10.909	56.109	50.89	15:04:09.781
3 -	1:15.535 (3)	0.735	88.21	15:05:25.316
4 -	1:14.800 (1)		89.08	15:06:40.116
5 -	1:15.600	0.800	88.13	15:07:55.716
6 -	1:17.511	2.711	85.96	15:09:13.227

DIFF = Difference To Personal Best Lap

7 -	1:14.816 (2)	0.016	89.06	15:10:28.043
8 -	1:16.441	1.641	87.16	15:11:44.484
9 -	1:17.773	2.973	85.67	15:13:02.257
10 -	1:17.331	2.531	86.16	15:14:19.588
11 -	1:15.705	0.905	88.01	15:15:35.293
12 -	1:15.546	0.746	88.20	15:16:50.839
13 -	1:15.958	1.158	87.72	15:18:06.797
14 -	1:16.903	2.103	86.64	15:19:23.700
15 -	1:31.531	16.731	72.79	15:20:55.231

P12 23 CREED				
LAP	LAP TIME	DIFF	MPH	TIME OF DAY
1 -	3:25.722	2:09.025	32.38	15:01:59.605
2 -	2:11.082	54.385	50.83	15:04:10.687
3 -	1:17.006	0.309	86.52	15:05:27.693
4 -	1:17.487	0.790	85.99	15:06:45.180
5 -	1:16.697 (1)		86.87	15:08:01.877
6 -	1:16.725 (2)	0.028	86.84	15:09:18.602
7 -	1:17.158	0.461	86.35	15:10:35.760
8 -	1:16.864 (3)	0.167	86.68	15:11:52.624
9 -	1:18.435	1.738	84.95	15:13:11.059
10 -	1:18.473	1.776	84.91	15:14:29.532
11 -	1:17.657	0.960	85.80	15:15:47.189
12 -	1:17.645	0.948	85.81	15:17:04.834
13 -	1:17.018	0.321	86.51	15:18:21.852
14 -	1:17.069	0.372	86.45	15:19:38.921
15 -	1:18.629	1.932	84.74	15:20:57.550

P13 55 SIMMERSON / STANTON				
LAP	LAP TIME	DIFF	MPH	TIME OF DAY
1 -	3:29.735	2:13.340	31.76	15:02:03.618
2 -	2:13.112	56.717	50.05	15:04:16.730
3 -	1:17.083 (2)	0.688	86.44	15:05:33.813
4 -	1:16.395 (1)		87.22	15:06:50.208
5 -	1:18.640	2.245	84.73	15:08:08.848
6 -	1:19.517	3.122	83.79	15:09:28.365
7 -	1:18.965	2.570	84.38	15:10:47.330
8 -	1:17.816 (3)	1.421	85.62	15:12:05.146
9 -	1:18.529	2.134	84.85	15:13:23.675
10 -	1:18.408	2.013	84.98	15:14:42.083
11 -	1:19.176	2.781	84.15	15:16:01.259
12 -	1:20.102	3.707	83.18	15:17:21.361
13 -	1:19.567	3.172	83.74	15:18:40.928
14 -	1:18.860	2.465	84.49	15:19:59.788
15 -	1:18.706	2.311	84.65	15:21:18.494

P14 26 HAYES				
LAP	LAP TIME	DIFF	MPH	TIME OF DAY
1 -	3:30.541	2:12.320	31.64	15:02:04.424
2 -	2:14.847	56.626	49.41	15:04:19.271
3 -	1:18.769	0.548	84.59	15:05:38.040
4 -	1:18.221 (1)		85.18	15:06:56.261
5 -	1:18.833	0.612	84.52	15:08:15.094
6 -	1:18.764	0.543	84.59	15:09:33.858
7 -	1:18.294 (2)	0.073	85.10	15:10:52.152
8 -	1:18.605 (3)	0.384	84.76	15:12:10.757
9 -	1:19.086	0.865	84.25	15:13:29.843
10 -	1:19.464	1.243	83.85	15:14:49.307
11 -	1:19.077	0.856	84.26	15:16:08.384
12 -	1:19.073	0.852	84.26	15:17:27.457
13 -	1:21.964	3.743	81.29	15:18:49.421
14 -	1:19.850	1.629	83.44	15:20:09.271

Tegiwa Roadsports Series

RACE 4 - LAP ANALYSIS

DIFF = Difference To Personal Best Lap

P15 16 STENNING / PEERLESS				
LAP	LAP TIME	DIFF	MPH	TIME OF DAY
1 -	3:33.057	2:13.361	31.27	15:02:06.940
2 -	2:13.937	54.241	49.74	15:04:20.877
3 -	1:20.709	1.013	82.55	15:05:41.586
4 -	1:21.197	1.501	82.06	15:07:02.783
5 -	1:20.815	1.119	82.45	15:08:23.598
6 -	1:22.584	2.888	80.68	15:09:46.182
7 -	1:20.035 (3)	0.339	83.25	15:11:06.217
8 -	1:20.234	0.538	83.04	15:12:26.451
9 -	1:19.696 (1)		83.60	15:13:46.147
10 -	1:20.247	0.551	83.03	15:15:06.394
11 -	1:20.193	0.497	83.08	15:16:26.587
12 -	1:21.402	1.706	81.85	15:17:47.989
13 -	1:20.312	0.616	82.96	15:19:08.301
14 -	1:19.930 (2)	0.234	83.36	15:20:28.231

P16 19 LAWSON				
LAP	LAP TIME	DIFF	MPH	TIME OF DAY
1 -	3:39.883	2:21.311	30.30	15:02:13.766
2 -	2:13.878	55.306	49.77	15:04:27.644
3 -	1:19.917	1.345	83.37	15:05:47.561
4 -	1:20.738	2.166	82.52	15:07:08.299
5 -	1:20.012	1.440	83.27	15:08:28.311
6 -	1:19.806	1.234	83.49	15:09:48.117
7 -	1:19.707 (3)	1.135	83.59	15:11:07.824
8 -	1:19.810	1.238	83.48	15:12:27.634
9 -	1:19.966	1.394	83.32	15:13:47.600
10 -	1:21.080	2.508	82.18	15:15:08.680
11 -	1:21.841	3.269	81.41	15:16:30.521
12 -	1:20.655	2.083	82.61	15:17:51.176
13 -	1:18.572 (1)		84.80	15:19:09.748
14 -	1:19.024 (2)	0.452	84.31	15:20:28.772

P17 3 MACAULEY				
LAP	LAP TIME	DIFF	MPH	TIME OF DAY
1 -	3:36.936	2:17.455	30.71	15:02:10.819
2 -	2:14.524	55.043	49.53	15:04:25.343
3 -	1:21.667	2.186	81.59	15:05:47.010
4 -	1:20.871	1.390	82.39	15:07:07.881
5 -	1:21.689	2.208	81.56	15:08:29.570
6 -	1:20.976	1.495	82.28	15:09:50.546
7 -	1:19.988 (3)	0.507	83.30	15:11:10.534
8 -	1:20.270	0.789	83.01	15:12:30.804
9 -	1:19.481 (1)		83.83	15:13:50.285
10 -	1:19.826 (2)	0.345	83.47	15:15:10.111
11 -	1:22.613	3.132	80.65	15:16:32.724
12 -	1:21.414	1.933	81.84	15:17:54.138
13 -	1:20.636	1.155	82.63	15:19:14.774
14 -	1:20.915	1.434	82.34	15:20:35.689

P18 116 MORGAN				
LAP	LAP TIME	DIFF	MPH	TIME OF DAY
1 -	3:40.317	2:20.640	30.24	15:02:14.200
2 -	2:14.154	54.477	49.66	15:04:28.354
3 -	1:19.677 (1)		83.62	15:05:48.031
4 -	1:20.720	1.043	82.54	15:07:08.751
5 -	1:21.123	1.446	82.13	15:08:29.874
6 -	1:20.875	1.198	82.38	15:09:50.749
7 -	1:20.757	1.080	82.50	15:11:11.506
8 -	1:20.810	1.133	82.45	15:12:32.316
9 -	1:21.293	1.616	81.96	15:13:53.609

DIFF = Difference To Personal Best Lap

10 -	1:21.301	1.624	81.95	15:15:14.910
11 -	1:20.254 (3)	0.577	83.02	15:16:35.164
12 -	1:20.421	0.744	82.85	15:17:55.585
13 -	1:21.801	2.124	81.45	15:19:17.386
14 -	1:20.093 (2)	0.416	83.19	15:20:37.479

P19 7 PERRY / BANKS				
LAP	LAP TIME	DIFF	MPH	TIME OF DAY
1 -	3:34.264	2:15.522	31.09	15:02:08.147
2 -	2:14.182	55.440	49.65	15:04:22.329
3 -	1:20.704	1.962	82.56	15:05:43.033
4 -	1:20.401	1.659	82.87	15:07:03.434
5 -	1:21.002	2.260	82.26	15:08:24.436
6 -	1:21.283	2.541	81.97	15:09:45.719
7 -	1:19.633	0.891	83.67	15:11:05.352
8 -	1:19.221 (2)	0.479	84.10	15:12:24.573
9 -	1:19.420 (3)	0.678	83.89	15:13:43.993
10 -	1:20.138	1.396	83.14	15:15:04.131
11 -	1:21.830	3.088	81.42	15:16:25.961
12 -	1:33.489	14.747	71.27	15:17:59.450
13 -	1:19.677	0.935	83.62	15:19:19.127
14 -	1:18.742 (1)		84.62	15:20:37.869

P20 261 FLETCHER				
LAP	LAP TIME	DIFF	MPH	TIME OF DAY
1 -	3:35.105	2:15.265	30.97	15:02:08.988
2 -	2:13.798	53.958	49.80	15:04:22.786
3 -	1:20.404	0.564	82.87	15:05:43.190
4 -	1:21.301	1.461	81.95	15:07:04.491
5 -	1:21.296	1.456	81.96	15:08:25.787
6 -	1:20.799	0.959	82.46	15:09:46.586
7 -	1:20.223	0.383	83.05	15:11:06.809
8 -	1:19.961 (2)	0.121	83.33	15:12:26.770
9 -	1:20.077 (3)	0.237	83.21	15:13:46.847
10 -	1:19.840 (1)		83.45	15:15:06.687
11 -	1:21.106	1.266	82.15	15:16:27.793
12 -	1:20.657	0.817	82.61	15:17:48.450
13 -	1:20.459	0.619	82.81	15:19:08.909
14 -	1:20.242	0.402	83.03	15:20:29.151

P21 114 WHITEHOUSE				
LAP	LAP TIME	DIFF	MPH	TIME OF DAY
1 -	3:37.399	2:17.382	30.64	15:02:11.282
2 -	2:14.960	54.943	49.37	15:04:26.242
3 -	1:20.017 (1)		83.27	15:05:46.259
4 -	1:20.122 (2)	0.105	83.16	15:07:06.381
5 -	1:21.163	1.146	82.09	15:08:27.544
6 -	1:21.613	1.596	81.64	15:09:49.157
7 -	1:21.083 (3)	1.066	82.17	15:11:10.240
8 -	1:21.883	1.866	81.37	15:12:32.123
9 -	1:21.232	1.215	82.02	15:13:53.355
10 -	1:22.578	2.561	80.69	15:15:15.933
11 -	1:21.468	1.451	81.78	15:16:37.401
12 -	1:21.820	1.803	81.43	15:17:59.221
13 -	1:23.282	3.265	80.00	15:19:22.503
14 -	1:21.860	1.843	81.39	15:20:44.363

P22 155 ABEL				
LAP	LAP TIME	DIFF	MPH	TIME OF DAY
1 -	3:36.482	2:18.127	30.77	15:02:10.365
2 -	2:13.578	55.223	49.88	15:04:23.943
3 -	1:18.495 (2)	0.140	84.88	15:05:42.438

Tegiwa Roadsports Series

RACE 4 - LAP ANALYSIS

DIFF = Difference To Personal Best Lap

4 -	1:19.607	1.252	83.70	15:07:02.045
5 -	1:23.574	5.219	79.72	15:08:25.619
6 -	1:19.502	1.147	83.81	15:09:45.121
7 -	1:18.355 (1)		85.03	15:11:03.476
8 -	1:19.244 (3)	0.889	84.08	15:12:22.720
9 -	1:19.433	1.078	83.88	15:13:42.153
10 -	1:20.969	2.614	82.29	15:15:03.122
11 -	1:29.076	10.721	74.80	15:16:32.198
12 -	1:23.091	4.736	80.19	15:17:55.289
13 -	1:27.994	9.639	75.72	15:19:23.283
14 -	1:27.052	8.697	76.54	15:20:50.335

P23 188 WILLIAMS

LAP	LAP TIME	DIFF	MPH	TIME OF DAY
1 -	3:32.502	2:15.107	31.35	15:02:06.385
2 -	2:15.805 P	58.410	49.06	15:04:22.190
3 -	2:12.077	54.682	50.44	15:06:34.267
4 -	1:18.992	1.597	84.35	15:07:53.259
5 -	1:21.049	3.654	82.21	15:09:14.308
6 -	1:18.468	1.073	84.91	15:10:32.776
7 -	1:17.395 (1)		86.09	15:11:50.171
8 -	1:19.792	2.397	83.50	15:13:09.963
9 -	1:18.757	1.362	84.60	15:14:28.720
10 -	1:18.992	1.597	84.35	15:15:47.712
11 -	1:20.220	2.825	83.06	15:17:07.932
12 -	1:18.220 (3)	0.825	85.18	15:18:26.152
13 -	1:18.452	1.057	84.93	15:19:44.604
14 -	1:18.026 (2)	0.631	85.39	15:21:02.630

P24 128 STEWART

LAP	LAP TIME	DIFF	MPH	TIME OF DAY
1 -	3:44.987	2:24.760	29.61	15:02:18.869
2 -	2:19.190	58.963	47.87	15:04:38.060
3 -	1:25.192	4.965	78.21	15:06:03.252
4 -	1:22.257	2.030	81.00	15:07:25.509
5 -	1:21.861	1.634	81.39	15:08:47.370
6 -	1:23.276	3.049	80.01	15:10:10.646
7 -	1:23.587	3.360	79.71	15:11:34.233
8 -	1:21.474	1.247	81.78	15:12:55.707
9 -	1:21.495	1.268	81.76	15:14:17.202
10 -	1:22.227	2.000	81.03	15:15:39.429
11 -	1:20.227 (1)		83.05	15:16:59.656
12 -	1:21.941	1.714	81.31	15:18:21.597
13 -	1:20.775 (2)	0.548	82.49	15:19:42.372
14 -	1:21.212 (3)	0.985	82.04	15:21:03.584

P25 11 MEAKIN

LAP	LAP TIME	DIFF	MPH	TIME OF DAY
1 -	3:43.202	2:21.503	29.85	15:02:17.085
2 -	2:19.351	57.652	47.81	15:04:36.436
3 -	1:22.187	0.488	81.07	15:05:58.623
4 -	1:25.760	4.061	77.69	15:07:24.383
5 -	1:22.196	0.497	81.06	15:08:46.579
6 -	1:23.053	1.354	80.22	15:10:09.632
7 -	1:26.288	4.589	77.22	15:11:35.920
8 -	1:22.823	1.124	80.45	15:12:58.743
9 -	1:23.649	1.950	79.65	15:14:22.392
10 -	1:21.941 (3)	0.242	81.31	15:15:44.333
11 -	1:23.397	1.698	79.89	15:17:07.730
12 -	1:22.081	0.382	81.17	15:18:29.811
13 -	1:21.717 (2)	0.018	81.54	15:19:51.528
14 -	1:21.699 (1)		81.55	15:21:13.227

DIFF = Difference To Personal Best Lap

P26 316 REID / MAIRS				
LAP	LAP TIME	DIFF	MPH	TIME OF DAY
1 -	3:42.467	2:20.064	29.95	15:02:16.350
2 -	2:18.629	56.226	48.06	15:04:34.979
3 -	1:22.944	0.541	80.33	15:05:57.923
4 -	1:25.197	2.794	78.20	15:07:23.120
5 -	1:22.740	0.337	80.53	15:08:45.860
6 -	1:23.265	0.862	80.02	15:10:09.125
7 -	1:27.141	4.738	76.46	15:11:36.266
8 -	1:23.287	0.884	80.00	15:12:59.553
9 -	1:24.146	1.743	79.18	15:14:23.699
10 -	1:22.633 (3)	0.230	80.63	15:15:46.332
11 -	1:22.809	0.406	80.46	15:17:09.141
12 -	1:22.403 (1)		80.86	15:18:31.544
13 -	1:22.533 (2)	0.130	80.73	15:19:54.077
14 -	1:23.531	1.128	79.76	15:21:17.608

P27 88 ADCOCK P / ADCOCK M

LAP	LAP TIME	DIFF	MPH	TIME OF DAY
1 -	3:44.622	2:21.822	29.66	15:02:18.505
2 -	2:19.157	56.357	47.88	15:04:37.662
3 -	1:26.116	3.316	77.37	15:06:03.778
4 -	1:25.407	2.607	78.01	15:07:29.185
5 -	1:22.800 (1)		80.47	15:08:51.985
6 -	1:26.561	3.761	76.97	15:10:18.546
7 -	1:24.069	1.269	79.25	15:11:42.615
8 -	1:26.237	3.437	77.26	15:13:08.852
9 -	1:25.378	2.578	78.04	15:14:34.230
10 -	1:23.100 (3)	0.300	80.18	15:15:57.330
11 -	1:22.908 (2)	0.108	80.36	15:17:20.238
12 -	1:23.596	0.796	79.70	15:18:43.834
13 -	1:23.174	0.374	80.11	15:20:07.008

P28 122 FOOTMAN

LAP	LAP TIME	DIFF	MPH	TIME OF DAY
1 -	3:47.097	2:24.090	29.34	15:02:20.980
2 -	2:20.417	57.410	47.45	15:04:41.397
3 -	1:24.810	1.803	78.56	15:06:06.207
4 -	1:25.355	2.348	78.06	15:07:31.562
5 -	1:25.011	2.004	78.38	15:08:56.573
6 -	1:24.433	1.426	78.91	15:10:21.006
7 -	1:24.537	1.530	78.82	15:11:45.543
8 -	1:25.307	2.300	78.10	15:13:10.850
9 -	1:23.564 (3)	0.557	79.73	15:14:34.414
10 -	1:23.633	0.626	79.67	15:15:58.047
11 -	1:23.007 (1)		80.27	15:17:21.054
12 -	1:23.570	0.563	79.73	15:18:44.624
13 -	1:23.441 (2)	0.434	79.85	15:20:08.065

P29 28 BAKER

LAP	LAP TIME	DIFF	MPH	TIME OF DAY
1 -	3:43.679	2:20.398	29.78	15:02:17.562
2 -	2:19.800	56.519	47.66	15:04:37.362
3 -	1:26.195	2.914	77.30	15:06:03.557
4 -	1:26.423	3.142	77.10	15:07:29.980
5 -	1:27.471	4.190	76.17	15:08:57.451
6 -	1:27.511	4.230	76.14	15:10:24.962
7 -	1:25.570	2.289	77.86	15:11:50.532
8 -	1:25.356	2.075	78.06	15:13:15.888
9 -	1:24.299 (3)	1.018	79.04	15:14:40.187
10 -	1:23.327 (2)	0.046	79.96	15:16:03.514
11 -	1:23.281 (1)		80.00	15:17:26.795

Tegiwa Roadsports Series

RACE 4 - LAP ANALYSIS

DIFF = Difference To Personal Best Lap

12 -	1:24.750	1.469	78.62	15:18:51.545
13 -	1:25.633	2.352	77.81	15:20:17.178

P30 20 COGSWELL D / COGSWELL S				
LAP	LAP TIME	DIFF	MPH	TIME OF DAY
1 -	3:42.037	2:18.070	30.00	15:02:15.920
2 -	2:14.865	50.898	49.40	15:04:30.785
3 -	1:26.552	2.585	76.98	15:05:57.337
4 -	1:27.567	3.600	76.09	15:07:24.904
5 -	1:25.652	1.685	77.79	15:08:50.556
6 -	1:27.086	3.119	76.51	15:10:17.642
7 -	1:26.090	2.123	77.39	15:11:43.732
8 -	1:28.045	4.078	75.67	15:13:11.777
9 -	1:23.967 (1)		79.35	15:14:35.744
10 -	1:24.308 (2)	0.341	79.03	15:16:00.052
11 -	1:25.226 (3)	1.259	78.18	15:17:25.278
12 -	1:27.229	3.262	76.38	15:18:52.507
13 -	1:28.587	4.620	75.21	15:20:21.094

P31 90 HOBBS				
LAP	LAP TIME	DIFF	MPH	TIME OF DAY
1 -	3:46.017	2:22.083	29.48	15:02:19.900
2 -	2:19.279	55.345	47.84	15:04:39.179
3 -	1:25.286	1.352	78.12	15:06:04.465
4 -	1:26.862	2.928	76.71	15:07:31.327
5 -	1:25.744	1.810	77.71	15:08:57.071
6 -	1:25.722	1.788	77.73	15:10:22.793
7 -	1:25.235 (3)	1.301	78.17	15:11:48.028
8 -	1:25.054 (2)	1.120	78.34	15:13:13.082
9 -	1:23.934 (1)		79.38	15:14:37.016
10 -	1:53.075	29.141	58.92	15:16:30.091
11 -	1:28.063	4.129	75.66	15:17:58.154
12 -	1:28.001	4.067	75.71	15:19:26.155
13 -	1:26.962	3.028	76.62	15:20:53.117

P32 71 CLEASBY J / CLEASBY M				
LAP	LAP TIME	DIFF	MPH	TIME OF DAY
1 -	3:48.591	2:21.969	29.14	15:02:22.474
2 -	2:21.748	55.126	47.00	15:04:44.222
3 -	1:29.477	2.855	74.46	15:06:13.699
4 -	1:29.754	3.132	74.23	15:07:43.453
5 -	1:33.688	7.066	71.12	15:09:17.141
6 -	1:29.711	3.089	74.27	15:10:46.852
7 -	1:28.314	1.692	75.44	15:12:15.166
8 -	1:28.384	1.762	75.38	15:13:43.550
9 -	1:32.197	5.575	72.27	15:15:15.747
10 -	1:28.851	2.229	74.99	15:16:44.598
11 -	1:27.222 (2)	0.600	76.39	15:18:11.820
12 -	1:26.622 (1)		76.92	15:19:38.442
13 -	1:27.467 (3)	0.845	76.17	15:21:05.909

P33 29 SMITH				
LAP	LAP TIME	DIFF	MPH	TIME OF DAY
1 -	3:22.715	2:07.428	32.86	15:01:56.598
2 -	2:11.339	56.052	50.73	15:04:07.937
3 -	1:15.287 (1)		88.50	15:05:23.224
4 -	1:15.624 (3)	0.337	88.10	15:06:38.848
5 -	1:15.454 (2)	0.167	88.30	15:07:54.302
6 -	1:16.256	0.969	87.37	15:09:10.558
7 -	1:16.163	0.876	87.48	15:10:26.721
8 -	1:17.399	2.112	86.08	15:11:44.120
9 -	1:19.435	4.148	83.88	15:13:03.555

DIFF = Difference To Personal Best Lap

10 -	1:17.405	2.118	86.08	15:14:20.960
11 -	1:16.093	0.806	87.56	15:15:37.053
12 -	1:15.658	0.371	88.07	15:16:52.711

P34 83 NYLAN / PUTTERGILL				
LAP	LAP TIME	DIFF	MPH	TIME OF DAY
1 -	3:24.138	2:08.426	32.64	15:01:58.021
2 -	2:11.012	55.300	50.85	15:04:09.033
3 -	1:16.667	0.955	86.91	15:05:25.700
4 -	1:17.272	1.560	86.23	15:06:42.972
5 -	1:16.847	1.135	86.70	15:07:59.819
6 -	1:16.039 (3)	0.327	87.62	15:09:15.858
7 -	1:15.768 (2)	0.056	87.94	15:10:31.626
8 -	1:15.712 (1)		88.00	15:11:47.338
9 -	1:17.092	1.380	86.43	15:13:04.430
10 -	1:17.571	1.859	85.89	15:14:22.001
11 -	1:17.625	1.913	85.83	15:15:39.626
12 -	1:20.742	5.030	82.52	15:17:00.368

P35 82 WILLIAMS				
LAP	LAP TIME	DIFF	MPH	TIME OF DAY
1 -	3:18.764	2:03.315	33.52	15:01:52.647
2 -	2:12.765	57.316	50.18	15:04:05.412
3 -	1:15.510 (2)	0.061	88.24	15:05:20.922
4 -	1:15.718 (3)	0.269	88.00	15:06:36.640
5 -	1:15.449 (1)		88.31	15:07:52.089
6 -	1:16.151	0.702	87.50	15:09:08.240
7 -	1:16.190	0.741	87.45	15:10:24.430
8 -	1:19.501	4.052	83.81	15:11:43.931
9 -	1:17.626	2.177	85.83	15:13:01.557
10 -	1:18.577	3.128	84.79	15:14:20.134
11 -	1:24.721 P	9.272	78.64	15:15:44.855

P36 9 SYMONDS				
LAP	LAP TIME	DIFF	MPH	TIME OF DAY
1 -	3:48.982	2:28.867	29.09	15:02:22.865
2 -	2:21.638	1:01.523	47.04	15:04:44.503
3 -	1:20.177 (2)	0.062	83.10	15:06:04.680
4 -	1:21.947	1.832	81.31	15:07:26.627
5 -	1:20.115 (1)		83.17	15:08:46.742
6 -	1:20.741	0.626	82.52	15:10:07.483
7 -	1:20.269 (3)	0.154	83.01	15:11:27.752
8 -	1:26.304	6.189	77.20	15:12:54.056
9 -	1:25.790	5.675	77.66	15:14:19.846
10 -	1:25.618	5.503	77.82	15:15:45.464
11 -	1:30.008 P	9.893	74.02	15:17:15.472

P37 17 LEWIS / COOK				
LAP	LAP TIME	DIFF	MPH	TIME OF DAY
1 -	3:13.290	1:59.743	34.47	15:01:47.173
2 -	2:15.527	1:01.980	49.16	15:04:02.700
3 -	1:13.547 (1)		90.59	15:05:16.247
4 -	1:13.786 (3)	0.239	90.30	15:06:30.033
5 -	1:13.608 (2)	0.061	90.52	15:07:43.641
6 -	1:14.273	0.726	89.71	15:08:57.914
7 -	1:14.188	0.641	89.81	15:10:12.102
8 -	1:15.312	1.765	88.47	15:11:27.414

P38 6 PARKIN R				
LAP	LAP TIME	DIFF	MPH	TIME OF DAY
1 -	3:50.038	2:37.561	28.96	15:02:23.921

Tegiwa Roadsports Series

RACE 4 - LAP ANALYSIS

DIFF = Difference To Personal Best Lap

2 -	2:20.798	1:08.321	47.32	15:04:44.719
3 -	1:14.302 (2)	1.825	89.67	15:05:59.021
4 -	1:14.563 (3)	2.086	89.36	15:07:13.584
5 -	1:12.477 (1)		91.93	15:08:26.061
6 -	1:14.948	2.471	88.90	15:09:41.009
7 -	1:17.566	5.089	85.90	15:10:58.575
8 -	1:48.719 P	36.242	61.28	15:12:47.294

P39 10 FENWICK / SHEPHERD

LAP	LAP TIME	DIFF	MPH	TIME OF DAY
1 -	3:16.515	2:00.962	33.90	15:01:50.398
2 -	2:13.988	58.435	49.73	15:04:04.386
3 -	1:15.553 (1)		88.19	15:05:19.939
4 -	1:19.456 (3)	3.903	83.86	15:06:39.395
5 -	3:31.519	2:15.966	31.50	15:10:10.914
6 -	1:19.578	4.025	83.73	15:11:30.492
7 -	1:16.925 (2)	1.372	86.61	15:12:47.417
8 -	1:48.872 P	33.319	61.20	15:14:36.289

P40 1 PARKIN S

LAP	LAP TIME	DIFF	MPH	TIME OF DAY
1 -	3:11.594 (3)	1:59.197	34.77	15:01:45.477
2 -	2:16.178 (2)	1:03.781	48.93	15:04:01.655
3 -	1:12.397 (1)		92.03	15:05:14.052
4 -	1:17.992 P	5.595	85.43	15:06:32.044

P41 5 PACKER

LAP	LAP TIME	DIFF	MPH	TIME OF DAY
1 -	3:23.310 P		32.77	15:01:57.193

Tegiwa Roadsports Series

RACE 4 - LAP CHART

LAP 1 @ 15:01:44.830			LAP 2 @ 15:04:00.939			LAP 3 @ 15:05:13.143			LAP 4 @ 15:06:25.039			LAP 5 @ 15:07:38.897		
NO	BEHIND	LAP TIME	NO	BEHIND	LAP TIME	NO	BEHIND	LAP TIME	NO	BEHIND	LAP TIME	NO	BEHIND	LAP TIME
18		3:10.947	18		2:16.109	18		1:12.204	18		1:11.896	18		1:13.858
1	0.647	3:11.594	1	0.716	2:16.178	1	0.909	1:12.397	25	4.116	1:13.808	25	4.402	1:14.144
25	1.684	3:12.631	25	1.351	2:15.776	25	2.204	1:13.057	17	4.994	1:13.786	71	1 Lap	1:29.754
17	2.343	3:13.290	17	1.761	2:15.527	17	3.104	1:13.547	69	5.574	1:14.030	17	4.744	1:13.608
69	3.722	3:14.669	69	2.225	2:14.612	69	3.440	1:13.419	92	5.845	1:13.574	69	5.017	1:13.301
92	4.690	3:15.637	92	2.722	2:14.141	92	4.167	1:13.649	1	7.005	1:17.992 P	92	5.624	1:13.637
10	5.568	3:16.515	10	3.447	2:13.988	10	6.796	1:15.553	188	1 Lap	2:12.077	221	9.329	1:13.035
777	7.116	3:18.063	777	3.730	2:12.723	777	7.009	1:15.483	221	10.152	1:13.870	777	12.086	1:15.023
82	7.817	3:18.764	82	4.473	2:12.765	82	7.779	1:15.510	777	10.921	1:15.808	82	13.192	1:15.449
8	8.720	3:19.667	8	5.264	2:12.653	221	8.178	1:14.359	82	11.601	1:15.718	188	1 Lap	1:18.992
14	9.371	3:20.318	14	5.579	2:12.317	29	10.081	1:15.287	29	13.809	1:15.624	29	15.405	1:15.454
221	10.544	3:21.491	221	6.023	2:11.588	14	10.562	1:17.187	10	14.356	1:19.456	87	16.819	1:15.600
29	11.768	3:22.715	29	6.998	2:11.339	87	12.173	1:15.535	14	14.510	1:15.844	444	17.018	1:15.057
5	12.363	3:23.310 P	83	8.094	2:11.012	83	12.557	1:16.667	87	15.077	1:14.800	34	17.363	1:15.687
83	13.191	3:24.138	87	8.842	2:10.909	34	13.288	1:14.937	34	15.534	1:14.142	14	17.983	1:17.331
87	14.042	3:24.989	23	9.748	2:11.082	444	13.637	1:14.779	444	15.819	1:14.078	8	19.754	1:15.471
23	14.775	3:25.722	34	10.555	2:11.347	23	14.550	1:17.006	83	17.933	1:17.272	83	20.922	1:16.847
34	15.317	3:26.264	444	11.062	2:10.714	8	14.742	1:21.682	8	18.141	1:15.295	23	22.980	1:16.697
444	16.457	3:27.404	55	15.791	2:13.112	55	20.670	1:17.083	23	20.141	1:17.487	55	29.951	1:18.640
55	18.788	3:29.735	26	18.332	2:14.847	26	24.897	1:18.769	55	25.169	1:16.395	26	36.197	1:18.833
26	19.594	3:30.541	16	19.938	2:13.937	16	28.443	1:20.709	26	31.222	1:18.221	16	44.701	1:20.815
188	21.555	3:32.502	188	21.251	2:15.805 P	155	29.295	1:18.495	155	37.006	1:19.607	7	45.539	1:21.002
16	22.110	3:33.057	7	21.390	2:14.182	7	29.890	1:20.704	16	37.744	1:21.197	155	46.722	1:23.574
7	23.317	3:34.264	261	21.847	2:13.798	261	30.047	1:20.404	7	38.395	1:20.401	261	46.890	1:21.296
261	24.158	3:35.105	155	23.004	2:13.578	114	33.116	1:20.017	261	39.452	1:21.301	6	47.164	1:12.477
155	25.535	3:36.482	3	24.404	2:14.524	3	33.867	1:21.667	114	41.342	1:20.122	114	48.647	1:21.163
3	25.989	3:36.936	114	25.303	2:14.960	19	34.418	1:19.917	3	42.842	1:20.871	19	49.414	1:20.012
114	26.452	3:37.399	19	26.705	2:13.878	116	34.888	1:19.677	19	43.260	1:20.738	3	50.673	1:21.689
19	28.936	3:39.883	116	27.415	2:14.154	20	44.194	1:26.552	116	43.712	1:20.720	116	50.977	1:21.123
116	29.370	3:40.317	20	29.846	2:14.865	316	44.780	1:22.944	6	48.545	1:14.563	316	1:06.963	1:22.740
20	31.090	3:42.037	316	34.040	2:18.629	11	45.480	1:22.187	316	58.081	1:25.197	11	1:07.682	1:22.196
316	31.520	3:42.467	11	35.497	2:19.351	6	45.878	1:14.302	11	59.344	1:25.760	9	1:07.845	1:20.115
11	32.255	3:43.202	28	36.423	2:19.800	128	50.109	1:25.192	20	59.865	1:27.567	128	1:08.473	1:21.861
28	32.732	3:43.679	88	36.723	2:19.157	28	50.414	1:26.195	128	1:00.470	1:22.257	20	1:11.659	1:25.652
88	33.675	3:44.622	128	37.121	2:19.190	88	50.635	1:26.116	9	1:01.588	1:21.947	88	1:13.088	1:22.800
128	34.039	3:44.987	90	38.240	2:19.279	90	51.322	1:25.286	88	1:04.146	1:25.407			
90	35.070	3:46.017	122	40.458	2:20.417	9	51.537	1:20.177	28	1:04.941	1:26.423			
122	36.150	3:47.097	71	43.283	2:21.748	122	53.064	1:24.810	90	1:06.288	1:26.862			
71	37.644	3:48.591	9	43.564	2:21.638	71	1:00.556	1:29.477	122	1:06.523	1:25.355			
9	38.035	3:48.982	6	43.780	2:20.798									
6	39.091	3:50.038												

Tegiwa Roadsports Series

RACE 4 - LAP CHART

LAP 6 @ 15:08:54.045			LAP 7 @ 15:10:11.366			LAP 8 @ 15:11:27.414			LAP 9 @ 15:12:41.363			LAP 10 @ 15:13:54.113		
NO	BEHIND	LAP TIME	NO	BEHIND	LAP TIME	NO	BEHIND	LAP TIME	NO	BEHIND	LAP TIME	NO	BEHIND	LAP TIME
18		1:15.148	18		1:17.321	17		1:15.312	18		1:13.440	18		1:12.750
122	1 Lap	1:25.011	17	0.736	1:14.188	9	1 Lap	1:20.269	69	0.877	1:13.472	69	1.442	1:13.315
90	1 Lap	1:25.744	69	1.304	1:14.355	18	0.509	1:16.557	92	2.916	1:14.575	92	3.394	1:13.228
28	1 Lap	1:27.471	25	1.740	1:15.461	69	1.354	1:16.098	25	3.345	1:15.648	25	4.263	1:13.668
25	3.600	1:14.346	92	2.297	1:14.936	25	1.646	1:15.954	6	1 Lap	1:48.719 P	221	8.495	1:14.247
17	3.869	1:14.273	221	6.129	1:16.068	92	2.290	1:16.041	10	2 Laps	1:16.925	444	10.693	1:13.357
69	4.270	1:14.401	20	1 Lap	1:27.086	10	2 Laps	1:19.578	221	6.998	1:17.174	34	13.259	1:13.466
92	4.682	1:14.206	88	1 Lap	1:26.561	221	3.773	1:13.692	444	10.086	1:13.582	777	18.467	1:16.333
221	7.382	1:13.201	122	1 Lap	1:24.433	128	1 Lap	1:23.587	34	12.543	1:14.634	128	1 Lap	1:21.495
777	12.917	1:15.979	90	1 Lap	1:25.722	11	1 Lap	1:26.288	9	1 Lap	1:26.304	87	25.475	1:17.331
82	14.195	1:16.151	777	11.653	1:16.057	316	1 Lap	1:27.141	128	1 Lap	1:21.474	9	1 Lap	1:25.790
444	15.049	1:13.179	444	12.224	1:14.496	444	10.453	1:14.277	777	14.884	1:16.420	82	26.021	1:18.577
29	16.513	1:16.256	82	13.064	1:16.190	34	11.858	1:13.894	11	1 Lap	1:22.823	8	26.207	1:17.578
34	17.763	1:15.548	28	1 Lap	1:27.511	777	12.413	1:16.808	316	1 Lap	1:23.287	29	26.847	1:17.405
87	19.182	1:17.511	34	14.012	1:13.570	88	1 Lap	1:24.069	82	20.194	1:17.626	83	27.888	1:17.571
14	19.656	1:16.821	29	15.355	1:16.163	20	1 Lap	1:26.090	87	20.894	1:17.773	14	28.024	1:18.165
8	20.111	1:15.505	87	16.677	1:14.816	82	16.517	1:19.501	8	21.379	1:17.925	11	1 Lap	1:23.649
188	1 Lap	1:21.049	8	17.803	1:15.013	29	16.706	1:17.399	29	22.192	1:19.435	316	1 Lap	1:24.146
83	21.813	1:16.039	14	19.026	1:16.691	87	17.070	1:16.441	14	22.609	1:17.441	188	1 Lap	1:18.757
71	1 Lap	1:33.688	83	20.260	1:15.768	8	17.403	1:15.648	83	23.067	1:17.092	23	35.419	1:18.473
23	24.557	1:16.725	188	1 Lap	1:18.468	122	1 Lap	1:24.537	88	1 Lap	1:26.237	88	1 Lap	1:25.378
55	34.320	1:19.517	23	24.394	1:17.158	14	19.117	1:16.139	188	1 Lap	1:19.792	122	1 Lap	1:23.564
26	39.813	1:18.764	71	1 Lap	1:29.711	83	19.924	1:15.712	122	1 Lap	1:25.307	20	1 Lap	1:23.967
6	46.964	1:14.948	55	35.964	1:18.965	90	1 Lap	1:25.235	23	29.696	1:18.435	10	2 Laps	1:48.872 P
155	51.076	1:19.502	26	40.786	1:18.294	188	1 Lap	1:17.395	20	1 Lap	1:28.045	90	1 Lap	1:23.934
7	51.674	1:21.283	6	47.209	1:17.566	28	1 Lap	1:25.570	90	1 Lap	1:25.054	28	1 Lap	1:24.299
16	52.137	1:22.584	155	52.110	1:18.355	23	25.210	1:16.864	28	1 Lap	1:25.356	55	47.970	1:18.408
261	52.541	1:20.799	7	53.986	1:19.633	55	37.732	1:17.816	55	42.312	1:18.529	26	55.194	1:19.464
19	54.072	1:19.806	16	54.851	1:20.035	26	43.343	1:18.605	26	48.480	1:19.086	155	1:09.009	1:20.969
114	55.112	1:21.613	261	55.443	1:20.223	71	1 Lap	1:28.314	155	1:00.790	1:19.433	7	1:10.018	1:20.138
3	56.501	1:20.976	19	56.458	1:19.707	155	55.306	1:19.244	71	1 Lap	1:28.384	16	1:12.281	1:20.247
116	56.704	1:20.875	114	58.874	1:21.083	7	57.159	1:19.221	7	1:02.630	1:19.420	261	1:12.574	1:19.840
9	1:13.438	1:20.741	3	59.168	1:19.988	16	59.037	1:20.234	16	1:04.784	1:19.696			
316	1:15.080	1:23.265	116	1:00.140	1:20.757	261	59.356	1:19.961	261	1:05.484	1:20.077			
11	1:15.587	1:23.053				19	1:00.220	1:19.810	19	1:06.237	1:19.966			
128	1:16.601	1:23.276				3	1:03.390	1:20.270	3	1:08.922	1:19.481			
10	1 Lap	3:31.519				114	1:04.709	1:21.883	114	1:11.992	1:21.232			
						116	1:04.902	1:20.810	116	1:12.246	1:21.293			

Tegiwa Roadsports Series

RACE 4 - LAP CHART

LAP 11 @ 15:15:08.125			LAP 12 @ 15:16:23.168			LAP 13 @ 15:17:36.510			LAP 14 @ 15:18:50.616			LAP 15 @ 15:20:05.164		
NO	BEHIND	LAP TIME	NO	BEHIND	LAP TIME	NO	BEHIND	LAP TIME	NO	BEHIND	LAP TIME	NO	BEHIND	LAP TIME
18		1:14.012	18		1:15.043	18		1:13.342	18		1:14.106	18		1:14.548
19	1 Lap	1:21.080	69	2.321	1:15.214	69	2.407	1:13.428	28	2 Laps	1:24.750	88	2 Laps	1:23.174
3	1 Lap	1:19.826	7	1 Lap	1:21.830	25	6.983	1:15.159	20	2 Laps	1:27.229	122	2 Laps	1:23.441
69	2.150	1:14.720	16	1 Lap	1:20.193	92	7.530	1:15.960	69	2.049	1:13.748	69	3.058	1:15.557
92	3.932	1:14.550	261	1 Lap	1:21.106	221	8.713	1:14.496	25	7.665	1:14.788	26	1 Lap	1:19.850
25	4.567	1:14.316	92	4.912	1:16.023	444	9.024	1:13.999	92	7.848	1:14.424	25	9.103	1:15.986
116	1 Lap	1:21.301	25	5.166	1:15.642	16	1 Lap	1:21.402	221	9.264	1:14.657	92	10.991	1:17.691
71	2 Laps	1:32.197	90	2 Laps	1:53.075	261	1 Lap	1:20.657	444	11.174	1:16.256	221	11.489	1:16.773
114	1 Lap	1:22.578	19	1 Lap	1:21.841	34	13.133	1:15.493	34	14.085	1:15.058	28	2 Laps	1:25.633
221	8.183	1:13.700	221	7.559	1:14.419	19	1 Lap	1:20.655	16	1 Lap	1:20.312	444	12.189	1:15.563
444	9.229	1:12.548	444	8.367	1:14.181	3	1 Lap	1:21.414	261	1 Lap	1:20.459	34	13.174	1:13.637
34	12.763	1:13.516	155	1 Lap	1:29.076	155	1 Lap	1:23.091	19	1 Lap	1:18.572	20	2 Laps	1:28.587
777	20.851	1:16.396	3	1 Lap	1:22.613	116	1 Lap	1:20.421	3	1 Lap	1:20.636	16	1 Lap	1:19.930
87	27.168	1:15.705	34	10.982	1:13.262	90	2 Laps	1:28.063	116	1 Lap	1:21.801	19	1 Lap	1:19.024
8	27.935	1:15.740	116	1 Lap	1:20.254	114	1 Lap	1:21.820	7	1 Lap	1:19.677	261	1 Lap	1:20.242
29	28.928	1:16.093	114	1 Lap	1:21.468	7	1 Lap	1:33.489	777	30.733	1:18.568	3	1 Lap	1:20.915
14	30.722	1:16.710	71	2 Laps	1:28.851	777	26.271	1:16.925	114	1 Lap	1:23.282	116	1 Lap	1:20.093
128	1 Lap	1:22.227	777	22.688	1:16.880	87	30.287	1:15.958	155	1 Lap	1:27.994	7	1 Lap	1:18.742
83	31.501	1:17.625	87	27.671	1:15.546	8	30.501	1:15.777	87	33.084	1:16.903	777	32.884	1:16.699
11	1 Lap	1:21.941	8	28.066	1:15.174	14	35.163	1:16.569	8	33.270	1:16.875	8	35.342	1:16.620
82	36.730	1:24.721 P	29	29.543	1:15.658	71	2 Laps	1:27.222	90	2 Laps	1:28.001	114	1 Lap	1:21.860
9	1 Lap	1:25.618	14	31.936	1:16.257	128	1 Lap	1:21.941	14	37.764	1:16.707	14	41.044	1:17.828
316	1 Lap	1:22.633	128	1 Lap	1:20.227	23	45.342	1:17.018	71	2 Laps	1:26.622	155	1 Lap	1:27.052
23	39.064	1:17.657	83	37.200	1:20.742	188	1 Lap	1:18.220	23	48.305	1:17.069	90	2 Laps	1:26.962
188	1 Lap	1:18.992	23	41.666	1:17.645	11	1 Lap	1:22.081	128	1 Lap	1:20.775	87	50.067	1:31.531
88	1 Lap	1:23.100	11	1 Lap	1:23.397	316	1 Lap	1:22.403	188	1 Lap	1:18.452	23	52.386	1:18.629
122	1 Lap	1:23.633	188	1 Lap	1:20.220	55	1:04.418	1:19.567	11	1 Lap	1:21.717	188	1 Lap	1:18.026
20	1 Lap	1:24.308	316	1 Lap	1:22.809	88	1 Lap	1:23.596	316	1 Lap	1:22.533	128	1 Lap	1:21.212
55	53.134	1:19.176	9	1 Lap	1:30.008 P	122	1 Lap	1:23.570	55	1:09.172	1:18.860	71	2 Laps	1:27.467
28	1 Lap	1:23.327	88	1 Lap	1:22.908	26	1:12.911	1:21.964				11	1 Lap	1:21.699
26	1:00.259	1:19.077	122	1 Lap	1:23.007							316	1 Lap	1:23.531
			55	58.193	1:20.102							55	1:13.330	1:18.706
			20	1 Lap	1:25.226									
			28	1 Lap	1:23.281									
			26	1:04.289	1:19.073									

Tegiwa Roadsports Series

RACE 4 - PIT STOP ANALYSIS

P23 188 WILLIAMS				
STOP	IN TIME	STOP TIME	TOTAL TIME	OUT TIME
1 -	15:04:22.190	55.792	55.792	15:05:17.982

P35 82 WILLIAMS				
STOP	IN TIME	STOP TIME	TOTAL TIME	OUT TIME
1 -	15:15:44.855			

P36 9 SYMONDS				
STOP	IN TIME	STOP TIME	TOTAL TIME	OUT TIME
1 -	15:17:15.472			

P38 6 PARKIN R				
STOP	IN TIME	STOP TIME	TOTAL TIME	OUT TIME
1 -	15:12:47.294			

P39 10 FENWICK / SHEPHERD				
STOP	IN TIME	STOP TIME	TOTAL TIME	OUT TIME
1 -	15:14:36.289			

P40 1 PARKIN S				
STOP	IN TIME	STOP TIME	TOTAL TIME	OUT TIME
1 -	15:06:32.044			

P41 5 PACKER				
STOP	IN TIME	STOP TIME	TOTAL TIME	OUT TIME
1 -	15:01:57.193			

Tegiwa Roadsports Series

RACE 4 - POSITION CHART

No	Name	Lap Pos	1	2	3	4	5	6	7	8	9	10	11	12	13	14	15
			18	MAUGER	1	18	18	18	18	18	18	18	17	18	18	18	18
1	PARKIN S	2	1	1	1	25	25	25	17	18	69	69	69	69	69	69	69
25	GILLESPIE	3	25	25	25	17	17	17	69	69	92	92	92	92	25	25	25
17	LEWIS / COOK	4	17	17	17	69	69	69	25	25	25	25	25	25	92	92	92
69	HAMPSON / SCHULZ	5	69	69	69	92	92	92	92	92	221	221	221	221	221	221	221
92	RATH / KNIBB	6	92	92	92	1	221	221	221	221	444	444	444	444	444	444	444
10	FENWICK / SHEPHERD	7	10	10	10	221	777	777	777	444	34	34	34	34	34	34	34
777	ANDRADE	8	777	777	777	777	82	82	444	34	777	777	777	777	777	777	777
82	WILLIAMS	9	82	82	82	82	29	444	82	777	82	87	87	87	87	87	8
8	WEBSTER / TIDMARSH	10	8	8	221	29	87	29	34	82	87	82	8	8	8	8	14
14	MUNDAY	11	14	14	29	10	444	34	29	29	8	8	29	29	14	14	87
221	BROWES L / BROWES	12	221	221	14	14	34	87	87	87	29	29	14	14	23	23	23
29	SMITH	13	29	29	87	87	14	14	8	8	14	83	83	83	55	55	55
83	NYLAN / PUTTERGILL	14	5	83	83	34	8	8	14	14	83	14	82	23	26	26	
87	PARTRIDGE / WOODWARD	15	83	87	34	444	83	83	83	83	23	23	23	55	16	16	
23	CREED	16	87	23	444	83	23	23	23	23	55	55	55	26	261	19	
5	PACKER	17	23	34	23	8	55	55	55	55	26	26	26	16	19	261	
34	SAUNDERS	18	34	444	8	23	26	26	26	26	155	155	7	261	3	3	
444	NORMAN / BLENCOWE	19	444	55	55	55	16	6	6	155	7	7	16	19	116	116	
55	SIMMERSON / STANTON	20	55	26	26	26	7	155	155	7	16	16	261	3	7	7	
188	WILLIAMS	21	26	16	16	155	155	7	7	16	261	261	19	155	114	114	
26	HAYES	22	188	188	155	16	261	16	16	261	19	19	155	116	155	155	
16	STENNING / PEERLESS	23	16	7	7	7	6	261	261	19	3	3	3	114	128	188	
7	PERRY / BANKS	24	7	261	261	261	114	19	19	3	114	116	116	7	188	128	
155	ABEL	25	261	155	114	114	19	114	114	114	116	114	114	128	11	11	
261	FLETCHER	26	155	3	3	3	3	3	3	116	128	128	128	188	316	316	
114	WHITEHOUSE	27	3	114	19	19	116	116	116	6	9	11	11	11	88		
3	MACAULEY	28	114	19	116	116	316	9	9	9	11	9	188	316	122		
116	MORGAN	29	19	116	20	6	11	316	128	128	316	316	316	88	28		
19	LAWSON	30	116	20	316	316	9	11	11	11	188	188	9	122	20		
20	COGSWELL D / COGS	31	20	316	11	11	128	128	316	316	88	88	88	28	90		
316	REID / MAIRS	32	316	11	6	20	20	20	88	88	122	122	122	20	71		
11	MEAKIN	33	11	28	128	128	88	88	20	188	20	20	20	90			
128	STEWART	34	28	88	28	9	122	122	122	122	90	28	28	71			
88	ADCOCK P / ADCOCK	35	88	128	88	88	90	90	90	20	28	90	90				
28	BAKER	36	128	90	90	28	28	28	188	90	71	71	71				
122	FOOTMAN	37	90	122	9	90	188	188	28	28							
90	HOBBS	38	122	71	122	122	71	71	71	71							
71	CLEASBY J / CLEASBY	39	71	9	71	71	10	10	10	10	10						
9	SYMONDS	40	9	6	188	188											
77	GRIFFITHS	41	6														
6	PARKIN R	42															
117	JONES / GADSBY	43															
144	LONGDON R / LONGDON	44															
195	DENNIS / MOOR	45															

Tegiwa Roadsports Series

RACE 4 - POSITION CHART

No	Name	Lap															
		Pos	1	2	3	4	5	6	7	8	9	10	11	12	13	14	15
97	WILKINSON-HUGHES	46															

Tegiwa Roadsports Series

RACE 4 - FIRST PART RED FLAG STOP - INFORMATION SHEET



Race Distance: 15 Laps / 27.76 miles

POS	NO	CL	PIC	DRIVER/S	CAR	LAPS	TIME	GAP	DIFF	MPH	BEST	ON	GRD	↑↓
1	18	A	1	Simon MAUGER	SEAT Cupra	15	18:29.838			90.05	1:12.121	4	5	4
2	1	A	2	Scott PARKIN	Audi TT TDI	15	18:32.263	2.425	2.425	89.86	1:12.692	4	3	1
3	25	A	3	Colin GILLESPIE	SEAT Leon	15	18:40.020	10.182	7.757	89.23	1:13.550	2	7	4
4	17	A	4	Wayne LEWIS / Paul COOK	BMW E46 M3	15	19:01.579	31.741	21.559	87.55	1:14.058	3	8	4
5	69	A	5	Matthew HAMPSON / Andy SCHULZ	BMW M2 CS Racing	15	19:18.214	48.376	16.635	86.29	1:15.263	11	6	1
6	92	A	6	Andrew RATH / Philip KNIBB	SEAT Leon Eurocup	15	19:19.128	49.290	0.914	86.22	1:14.605	13	11	5
7	10	A	7	Robert FENWICK / Andrew SHEPHERD	BMW M2 CS	15	19:20.577	50.739	1.449	86.11	1:15.475	3	14	7
8	777	A	8	Rob ANDRADE	SEAT Cupra	15	19:24.863	55.025	4.286	85.80	1:14.711	4	19	11
9	82	A	9	Ben WILLIAMS	SEAT Cupra	15	19:27.138	57.300	2.275	85.63	1:14.069	5	16	7
10	8	B	1	Chris WEBSTER / Matthew TIDMARSH	Ginetta G40	15	19:28.975	59.137	1.837	85.50	1:15.213	12	9	-1
11	14	B	2	Jon MUNDAY	Honda Civic	14	17:59.421	1 Lap	1 Lap	86.42	1:15.503	6	17	6
12	221	A	10	Luke BROWES / Paul BROWES	SEAT Leon TCR	14	18:02.022	1 Lap		2.601	86.21	1:14.174		5
13	29	B	3	Michael SMITH	Volkswagen Golf	14	18:03.073	1 Lap	1.051	86.13	1:15.147	4		2
14	83	B	4	Christopher NYLAN / William PUTTERGILL	Honda Civic Type R	14	18:03.708	1 Lap	0.635	86.07	1:15.724	6		-2
15	87	B	5	Toby PARTRIDGE / Louis WOODWARD	BMW M235i	14	18:12.422	1 Lap	8.714	85.39	1:16.927	7		-2
16	23	B	6	Matt CREED	Renault Clio 200	14	18:12.680	1 Lap	0.258	85.37	1:16.882	6		2
17	5	B	7	Jonathan PACKER	Volkswagen Golf GTI	14	18:16.150	1 Lap	3.470	85.10	1:16.807	5		3
18	55	A	11	Paul SIMMERSON / Richard STANTON	BMW M4 GT4	14	18:35.273	1 Lap		19.123	83.64	1:15.959		3
19	188	B	8	Joe WILLIAMS	Volkswagen Golf GTI	14	18:38.536	1 Lap	3.263	83.39	1:16.436	4		3
20	26	B	9	Jonathan HAYES	BMW E36 Compact	14	18:58.965	1 Lap	20.429	81.90	1:17.794	5		3
21	34	A	12	Gregory SAUNDERS	SEAT Cupra TCR	14	19:07.887	1 Lap	8.922	81.26	1:13.474	3		-11
22	16	C	1	Matthew STENNING / Jon PEERLESS	Honda Civic Type R	14	19:21.618	1 Lap	13.731	80.30	1:19.507	10		5
23	7	C	2	Daniel PERRY / Jez BANKS	Ginetta G40 GT5	14	19:22.957	1 Lap	1.339	80.21	1:18.939	9		5
24	155	B	10	Rikki ABEL	Nissan 370Z	14	19:31.050	1 Lap	8.093	79.65	1:20.435	2		12
25	261	C	3	Drew FLETCHER	Ginetta GT5	14	19:32.824	1 Lap	1.774	79.53	1:19.644	6		1
26	444	A	13	Claire NORMAN / Alan BLENCOWE	SEAT Cupra TCR	13	16:18.187	2 Laps	1 Lap	88.55	1:13.659	9		-22
27	114	B	11	George WHITEHOUSE	Mini Cooper S	13	18:09.405	2 Laps	1:51.218	79.51	1:20.649	6		3
28	3	C	4	Ben MACAULEY	Lotus Elise S2	13	18:12.641	2 Laps	3.236	79.27	1:20.113	7		3
29	116	C	5	Matthew MORGAN	Honda Civic FN2 Type R	13	18:15.490	2 Laps	2.849	79.07	1:20.475	11		3
30	19	B	12	Wayne LAWSON	Audi TT	13	18:22.997	2 Laps	7.507	78.53	1:19.830	12		-5
31	20	D	1	Daniel COGSWELL / Steven COGSWELL	Nissan Almera GTi	13	18:29.731	2 Laps	6.734	78.05	1:22.821	11		6
32	316	C	6	Kameron REID / Ivor MAIRS	BMW 325ti Compact	13	18:37.123	2 Laps	7.392	77.54	1:23.261	11		3
33	11	C	7	Leo MEAKIN	Ginetta G40	13	18:45.743	2 Laps	8.620	76.94	1:21.905	9		8
34	128	C	8	Andrew STEWART	Honda Civic Type R FN2	13	18:50.088	2 Laps	4.344	76.65	1:22.521	9		-1
35	88	D	2	Philip ADCOCK / Matthew ADCOCK	BMW Compact	13	18:53.888	2 Laps	3.800	76.39	1:25.068	3		-1
36	28	B	13	Andy BAKER	Porsche Boxster S	13	18:55.698	2 Laps	1.810	76.27	1:23.330	9		3
37	122	D	3	Matthew FOOTMAN	Ford Puma	13	18:56.807	2 Laps	1.109	76.19	1:23.043	12		3
38	90	D	4	Jon HOBBS	Peugeot 106 Rallye	13	19:08.766	2 Laps	11.959	75.40	1:24.177	10		4
39	71	D	5	James CLEASBY / Morgan CLEASBY	Toyota MR2 Roadster	13	19:14.497	2 Laps	5.731	75.03	1:24.870	7		4
40	97	C	9	Alex WILKINSON-HUGHES / David CONNELL	Mazda MX5	12	16:12.613	3 Laps	1 Lap	82.21	1:17.726	5		-19
41	195	C	10	Samuel DENNIS / Ash MOOR	Honda Civic Type R	12	16:13.061	3 Laps	0.448	82.17	1:17.954	9		-17
42	9	C	11	Ethian SYMONDS	Honda Civic Type R	12	18:34.707	3 Laps	2:21.646	71.73	1:19.812	3		-13

Weather / Track : Cloudy / Dry

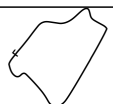
Date: 17/08/2024 Start: 14:04 Finish: 00:00
Silverstone International: 1.8508 miles

These results are provisional until the conclusion of any judicial and technical matters.

Clerk Of Course: Lynne Spurr

Stewards:

Timekeeper: Stewart Burr



Tegiwa Roadsports Series

RACE 4 - FIRST PART RED FLAG STOP - INFORMATION SHEET



Race Distance: 15 Laps / 27.76 miles

POS	NO	CL	PIC	DRIVER/S	CAR	LAPS	TIME	GAP	DIFF	MPH	BEST	ON	GRD	↑↓
43	77	B	14	David GRIFFITHS	Ginetta G20	11	16:07.428	4 Laps	1 Lap	75.76	1:22.759	11		-5
44	6	A	14	Ryan PARKIN	Audi TT TDI	8	9:53.261	7 Laps	3 Laps	89.85	1:12.388	4		-42

NOT STARTED

NS	117	A		Ian JONES / Martin GADSBY	BMW Compact
NS	144	A		Richard LONGDON / Rory LONGDON	BMW E46 M3

FASTEST LAP

18	A			Simon MAUGER	SEAT Cupra	4	1:12.121			92.38 mph		148.68 kph
29	B			Michael SMITH	Volkswagen Golf	4	1:15.147			88.66 mph		142.69 kph
97	C			Alex WILKINSON-HUGHES / David CONNELL	Mazda MX5	5	1:17.726			85.72 mph		137.96 kph
20	D			Daniel COGSWELL / Steven COGSWELL	Nissan Almera GTi	11	1:22.821			80.45 mph		129.47 kph

Red Flag (end of session): 14:24

Weather / Track : Cloudy / Dry

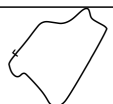
These results are provisional until the conclusion of any judicial and technical matters.

Date: 17/08/2024 Start: 14:04 Finish: 00:00
Silverstone International: 1.8508 miles

Clerk Of Course: Lynne Spurr

Stewards:

Timekeeper: Stewart Burr



Tegiwa Roadsports Series

RACE 4 - STATISTICS

Competitors Started	41
Planned Start	2024-08-17 @ 13:55:01.000
Actual Start	2024-08-17 @ 14:58:33.882
Finish Time	2024-08-17 @ 15:20:04.169
Track Length	1.8508mi.
Total Laps	530
Total Distance Covered	980.9754mi.

Session Fastest Lap History

NO	CL	NAME	LAP TIME	TIME OF DAY	LAP	VEHICLE
18	A	MAUGER	3:10.947	15:01:44.882	1	SEAT Cupra
18	A	MAUGER	2:16.109	15:04:01.061	2	SEAT Cupra
25	A	GILLESPIE	2:15.776	15:04:02.416	2	SEAT Leon
17	A	LEWIS / COOK	2:15.527	15:04:02.823	2	BMW E46 M3
69	A	HAMPSON / SCHULZ	2:14.612	15:04:03.292	2	BMW M2 CS Racing
92	A	RATH / KNIBB	2:14.141	15:04:03.787	2	SEAT Leon Eurocup
10	A	FENWICK / SHEPHERD	2:13.988	15:04:04.519	2	BMW M2 CS
777	A	ANDRADE	2:12.723	15:04:04.800	2	SEAT Cupra
8	B	WEBSTER / TIDMARSH	2:12.653	15:04:06.306	2	Ginetta G40
14	B	MUNDAY	2:12.317	15:04:06.639	2	Honda Civic
221	A	BROWES L / BROWES P	2:11.588	15:04:07.087	2	SEAT Leon TCR
29	B	SMITH	2:11.339	15:04:08.067	2	Volkswagen Golf
83	B	NYLAN / PUTTERGILL	2:11.012	15:04:09.168	2	Honda Civic Type R
87	B	PARTRIDGE / WOODWARD	2:10.909	15:04:09.918	2	BMW M235i
444	A	NORMAN / BLENCOWE	2:10.714	15:04:12.124	2	SEAT Cupra TCR
18	A	MAUGER	1:12.204	15:05:13.263	3	SEAT Cupra
18	A	MAUGER	1:11.896	15:06:25.158	4	SEAT Cupra

Session Leader History

NO	CL	NAME	FROM LAP	LAPS LED	DISTANCE	VEHICLE
18	A	MAUGER	1	7	12.95 miles	SEAT Cupra
17	A	LEWIS / COOK	8	1	1.85 miles	BMW E46 M3
18	A	MAUGER	9	7	12.95 miles	SEAT Cupra

Flag History

TYPE	TIME OF DAY
GREEN	14:58:33.882
SAFETY	14:58:34.345
GREEN	15:04:00.549
FINISH	15:20:04.169

Flag Statistics

TYPE	COUNT	TOTAL LAPS	TOTAL TIME
Green	2	14	18:06.158
Red	0	0	0.000
Safety Car	1	1	5:26.204
FCY	0	0	0.000

Tegiwa Roadsports Series

RACE 4 - STATISTICS

CLASS : A

14 Starters

Fastest Lap History

NO	NAME	LAP TIME	TIME OF DAY	LAP	VEHICLE
18	MAUGER	3:10.947	15:01:44.882	1	SEAT Cupra
18	MAUGER	2:16.109	15:04:01.061	2	SEAT Cupra
25	GILLESPIE	2:15.776	15:04:02.416	2	SEAT Leon
17	LEWIS / COOK	2:15.527	15:04:02.823	2	BMW E46 M3
69	HAMPSON / SCHULZ	2:14.612	15:04:03.292	2	BMW M2 CS Racing
92	RATH / KNIBB	2:14.141	15:04:03.787	2	SEAT Leon Eurocup
10	FENWICK / SHEPHERD	2:13.988	15:04:04.519	2	BMW M2 CS
777	ANDRADE	2:12.723	15:04:04.800	2	SEAT Cupra
221	BROWES L / BROWES P	2:11.588	15:04:07.087	2	SEAT Leon TCR
34	SAUNDERS	2:11.347	15:04:11.623	2	SEAT Cupra TCR
444	NORMAN / BLENCOWE	2:10.714	15:04:12.124	2	SEAT Cupra TCR
18	MAUGER	1:12.204	15:05:13.263	3	SEAT Cupra
18	MAUGER	1:11.896	15:06:25.158	4	SEAT Cupra

Leader History

NO	NAME	FROM LAP	LAPS LED	DISTANCE	VEHICLE
18	MAUGER	1	7	12.95 miles	SEAT Cupra
17	LEWIS / COOK	8	1	1.85 miles	BMW E46 M3
18	MAUGER	9	7	12.95 miles	SEAT Cupra

Tegiwa Roadsports Series

RACE 4 - STATISTICS

CLASS : C

9 Starters

Fastest Lap History

NO	NAME	LAP TIME	TIME OF DAY	LAP	VEHICLE
128	STEWART	3:44.987	15:02:18.869	1	Honda Civic Type R FN2
16	STENNING / PEERLESS	2:13.937	15:04:21.006	2	Honda Civic Type R
261	FLETCHER	2:13.798	15:04:22.925	2	Ginetta GT5
16	STENNING / PEERLESS	1:20.709	15:05:41.714	3	Honda Civic Type R
7	PERRY / BANKS	1:20.704	15:05:43.170	3	Ginetta G40 GT5
261	FLETCHER	1:20.404	15:05:43.329	3	Ginetta GT5
116	MORGAN	1:19.677	15:05:48.166	3	Honda Civic FN2 Type R
7	PERRY / BANKS	1:19.633	15:11:05.487	7	Ginetta G40 GT5
7	PERRY / BANKS	1:19.221	15:12:24.708	8	Ginetta G40 GT5
7	PERRY / BANKS	1:18.742	15:20:38.003	14	Ginetta G40 GT5

Leader History

NO	NAME	FROM LAP	LAPS LED	DISTANCE	VEHICLE
16	STENNING / PEERLESS	1	5	9.25 miles	Honda Civic Type R
7	PERRY / BANKS	6	6	11.10 miles	Ginetta G40 GT5
16	STENNING / PEERLESS	12	3	5.55 miles	Honda Civic Type R

Tegiwa Roadsports Series

RACE 4 - STATISTICS

CLASS : B

13 Starters

Fastest Lap History

NO	NAME	LAP TIME	TIME OF DAY	LAP	VEHICLE
28	BAKER	3:43.679	15:02:17.562	1	Porsche Boxster S
8	WEBSTER / TIDMARSH	2:12.653	15:04:06.306	2	Ginetta G40
14	MUNDAY	2:12.317	15:04:06.639	2	Honda Civic
29	SMITH	2:11.339	15:04:08.067	2	Volkswagen Golf
83	NYLAN / PUTTERGILL	2:11.012	15:04:09.168	2	Honda Civic Type R
87	PARTRIDGE / WOODWARD	2:10.909	15:04:09.918	2	BMW M235i
29	SMITH	1:15.287	15:05:23.354	3	Volkswagen Golf
87	PARTRIDGE / WOODWARD	1:14.800	15:06:40.252	4	BMW M235i

Leader History

NO	NAME	FROM LAP	LAPS LED	DISTANCE	VEHICLE
8	WEBSTER / TIDMARSH	1	2	3.70 miles	Ginetta G40
29	SMITH	3	6	11.10 miles	Volkswagen Golf
87	PARTRIDGE / WOODWARD	9	6	11.10 miles	BMW M235i
8	WEBSTER / TIDMARSH	15	1	1.85 miles	Ginetta G40

Tegiwa Roadsports Series

RACE 4 - STATISTICS

CLASS : D

5 Starters

Fastest Lap History

NO	NAME	LAP TIME	TIME OF DAY	LAP	VEHICLE
20	COGSWELL D / COGSWELL S	2:14.865	15:04:30.929	2	Nissan Almera GTi
20	COGSWELL D / COGSWELL S	1:26.552	15:05:57.482	3	Nissan Almera GTi
88	ADCOCK P / ADCOCK M	1:26.116	15:06:03.927	3	BMW Compact
90	HOBBS	1:25.286	15:06:04.614	3	Peugeot 106 Rallye
122	FOOTMAN	1:24.810	15:06:06.351	3	Ford Puma
88	ADCOCK P / ADCOCK M	1:22.800	15:08:52.133	5	BMW Compact

Leader History

NO	NAME	FROM LAP	LAPS LED	DISTANCE	VEHICLE
20	COGSWELL D / COGSWELL S	1	6	11.10 miles	Nissan Almera GTi
88	ADCOCK P / ADCOCK M	7	7	12.95 miles	BMW Compact