



MASSIMO TYRE 5CLUB MX5 CUP CHAMPIONSHIP



750 Motor Club Race Meeting
Oulton Park International
21st September 2024



Timing & Results Provided by Timing Solutions Ltd

www.tsl-timing.com



OultonPark

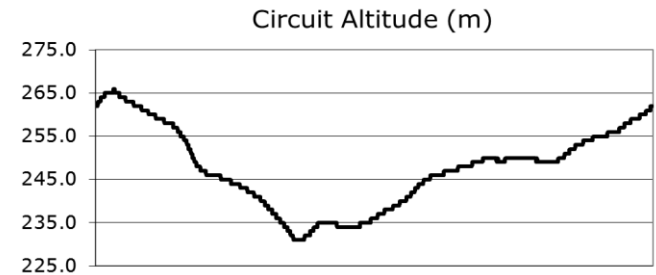
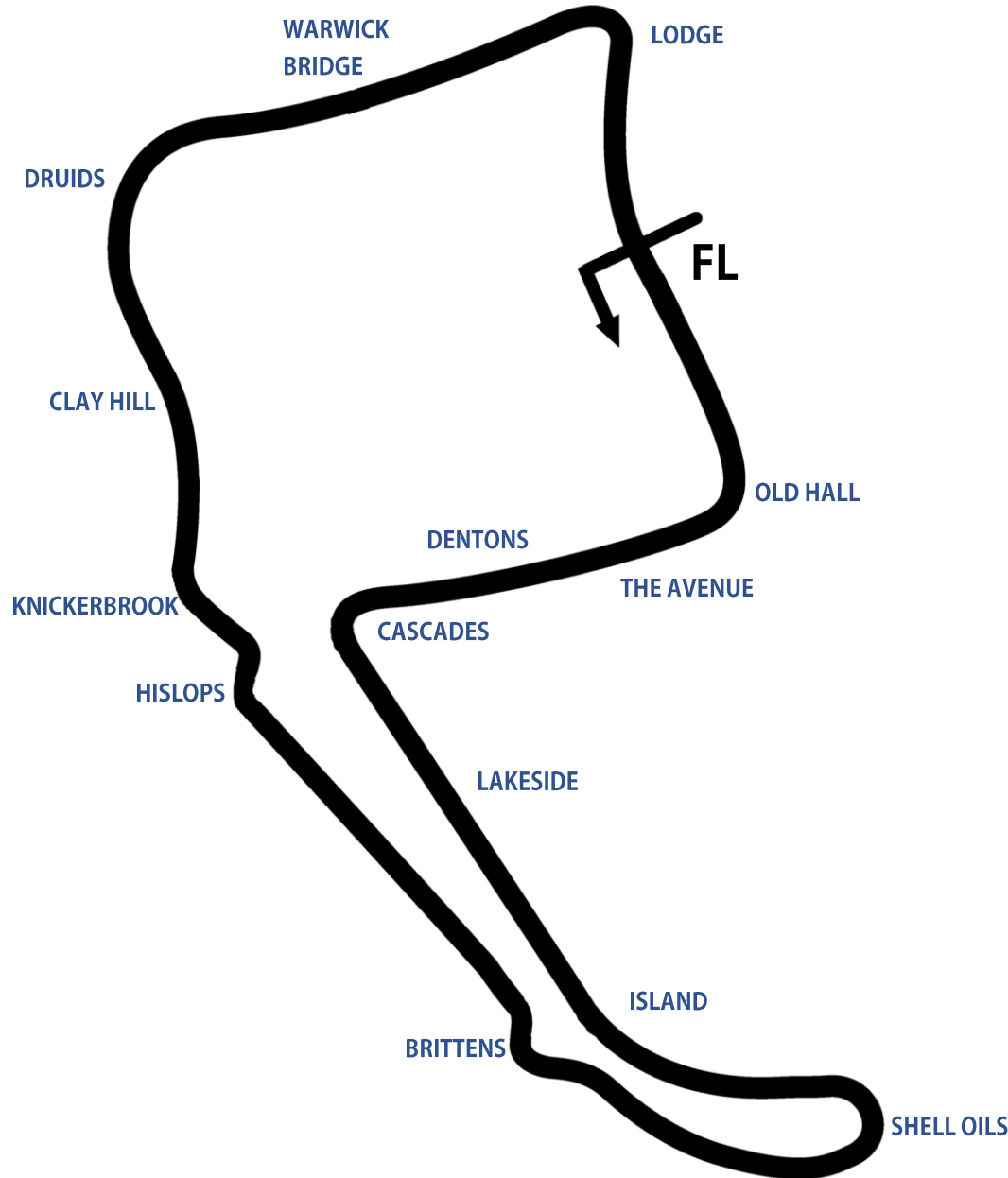
Oulton Park International Circuit

Little Budworth, Tarporley, Cheshire, UK



SPORTS TIMING

TIMING SOLUTIONS LTD



Length	2.6920 miles 4.332 km 4332.4m		
FL		53.17997 N	2.61294 W
Pit Entry	4314m	53.18011 N	2.61306 W
Pit Exit	180m after FL	53.17836 N	2.61232 W
Pit Entry - Pit Exit	199m, 14.3s @ 50kph, 11.9s @ 60kph		

Results & Live Timing available at – www.tsl-timing.com

Updated - 24/01/2024 11:06



5Club Racing MX5 Cup

QUALIFYING - RACE 1 - CLASSIFICATION

POS	NO	NAME	ENTRY	TIME	ON	LAPS	GAP	DIFF	MPH
1	71*	Ben SHORT	Mazda MX5	2:06.441	2	7			76.64
2	44	Matthew HALLAM	Mazda MX5	2:06.860	6	6	0.419	0.419	76.39
3	1*	Jordan JOHNSON	Mazda MX5	2:06.927	6	6	0.486	0.067	76.35
4	9*	Ian TOMLINSON	Mazda MX5	2:07.483	7	7	1.042	0.556	76.02
5	70*	Michael PEARCE	Mazda MX5	2:07.617	6	6	1.176	0.134	75.94
6	17*	Oak RICHARDSON	Mazda MX5	2:07.674	6	6	1.233	0.057	75.90
7	13*	Scott LEACH	Mazda MX5	2:07.751	3	6	1.310	0.077	75.86
8	128	Samuel GORMER	Mazda MX5	2:08.091	1	6	1.650	0.340	75.65
9	22	Adrian JOHNSON	Mazda MX5	2:08.675	6	6	2.234	0.584	75.31
10	65*	Amy WORTHINGTON	Mazda MX5	2:08.767	5	6	2.326	0.092	75.26
11	99	Martin VERNON	Mazda MX5	2:08.785	5	6	2.344	0.018	75.25
12	97	Jack LAWRENCE	Mazda MX5	2:09.062	6	6	2.621	0.277	75.09
13	23	Martina WARD	Mazda MX5	2:09.673	4	6	3.232	0.611	74.73
14	64	Scott LAWRENCE	Mazda MX5	2:09.673	5	6	3.232	0.000	74.73
15	68	Stephen ROBINSON	Mazda MX5	2:09.920	5	6	3.479	0.247	74.59
16	72	Matthew SHORT	Mazda MX5	2:10.808	3	6	4.367	0.888	74.08
17	46*	Nicola FAVOT	Mazda MX5	2:10.924	4	6	4.483	0.116	74.02
18	29*	Mary BARNARD	Mazda MX5	2:10.965	5	6	4.524	0.041	73.99
19	90	Andrew ROBINSON	Mazda MX5	2:12.307	3	6	5.866	1.342	73.24
20	19	Andrew BEALE	Mazda MX5	2:13.657	4	6	7.216	1.350	72.50
21	41	Alexandre QUACH-TEA	Mazda MX5	2:13.727	4	6	7.286	0.070	72.47
22	129*	Paul BARNARD	Mazda MX5	2:15.042	5	6	8.601	1.315	71.76
23	31	Neil BURROWS	Mazda MX5	2:16.193	5	6	9.752	1.151	71.15
24	191*	Philip Andrew BARRETT	Mazda MX5	2:18.432	2	6	11.991	2.239	70.00
25	28	Peter BROWN	Mazda MX5	2:27.033	1	1	20.592	8.601	65.91
26	63	Stewart DOWSON	Mazda MX5	2:27.185	5	5	20.744	0.152	65.84

Comments:

No. 1, 9, 13, 29, 46, 65, 71, 129, 191 - 1 Lap time disallowed; exceeding track limits.
 No. 17, 70 - 2 Lap times disallowed; exceeding track limits.

Weather / Track : Cloudy / Dry

These results are provisional until the conclusion of any judicial and technical matters.

Date: 21/09/2024 Start: 08:30 Finish: 08:45

Oulton Park International: 2.6920 miles

Clerk Of Course:

Lynne Spurr

Stewards:

Timekeeper:

Eric Cowell



5Club Racing MX5 Cup

QUALIFYING - RACE 1 - LAP ANALYSIS

DIFF = Difference To Personal Best Lap

P1 71 Ben SHORT				
LAP	LAP TIME	DIFF	MPH	TIME OF DAY
1 -	2:07.117 (3)	0.676	76.23	08:35:11.974
2 -	2:06.441 (1)		76.64	08:37:18.415
3 -	2:06.405 D		76.66	08:39:24.820
4 -	2:07.949	1.508	75.74	08:41:32.769
5 -	2:07.168	0.727	76.20	08:43:39.937
6 -	2:06.614 (2)	0.173	76.54	08:45:46.551
7 -	2:08.025	1.584	75.69	08:47:54.576

P2 44 Matthew HALLAM				
LAP	LAP TIME	DIFF	MPH	TIME OF DAY
1 -	2:11.561	4.701	73.66	08:35:21.127
2 -	2:09.331	2.471	74.93	08:37:30.458
3 -	2:07.144 (2)	0.284	76.22	08:39:37.602
4 -	2:08.831	1.971	75.22	08:41:46.433
5 -	2:07.631 (3)	0.771	75.93	08:43:54.064
6 -	2:06.860 (1)		76.39	08:46:00.924

P3 1 Jordan JOHNSON				
LAP	LAP TIME	DIFF	MPH	TIME OF DAY
1 -	2:08.908	1.981	75.17	08:35:58.047
2 -	2:07.109	0.182	76.24	08:38:05.156
3 -	2:06.983 (3)	0.056	76.31	08:40:12.139
4 -	2:09.215 D	2.288	75.00	08:42:21.354
5 -	2:06.952 (2)	0.025	76.33	08:44:28.306
6 -	2:06.927 (1)		76.35	08:46:35.233

P4 9 Ian TOMLINSON				
LAP	LAP TIME	DIFF	MPH	TIME OF DAY
1 -	2:08.927	1.444	75.16	08:35:14.318
2 -	2:07.588 (2)	0.105	75.95	08:37:21.906
3 -	2:08.737 D	1.254	75.27	08:39:30.643
4 -	2:08.109	0.626	75.64	08:41:38.752
5 -	2:07.708	0.225	75.88	08:43:46.460
6 -	2:07.638 (3)	0.155	75.92	08:45:54.098
7 -	2:07.483 (1)		76.02	08:48:01.581

P5 70 Michael PEARCE				
LAP	LAP TIME	DIFF	MPH	TIME OF DAY
1 -	2:08.667 (2)	1.050	75.32	08:35:19.241
2 -	2:08.038 D	0.421	75.69	08:37:27.279
3 -	2:08.751	1.134	75.27	08:39:36.030
4 -	2:08.707 (3)	1.090	75.29	08:41:44.737
5 -	2:07.782 D	0.165	75.84	08:43:52.519
6 -	2:07.617 (1)		75.94	08:46:00.136

P6 17 Oak RICHARDSON				
LAP	LAP TIME	DIFF	MPH	TIME OF DAY
1 -	2:09.374 (3)	1.700	74.90	08:35:18.981
2 -	2:08.152 D	0.478	75.62	08:37:27.133
3 -	2:09.456	1.782	74.86	08:39:36.589
4 -	2:08.661 (2)	0.987	75.32	08:41:45.250
5 -	2:07.546 D		75.98	08:43:52.796
6 -	2:07.674 (1)		75.90	08:46:00.470

P7 13 Scott LEACH				
LAP	LAP TIME	DIFF	MPH	TIME OF DAY
1 -	2:08.648 (3)	0.897	75.33	08:35:31.645

DIFF = Difference To Personal Best Lap

2 -	2:09.035	1.284	75.10	08:37:40.680
3 -	2:07.751 (1)		75.86	08:39:48.431
4 -	2:08.084 D	0.330	75.66	08:41:56.512
5 -	2:11.881	4.130	73.48	08:44:08.393
6 -	2:07.787 (2)	0.036	75.83	08:46:16.180

P8 128 Samuel GORMER				
LAP	LAP TIME	DIFF	MPH	TIME OF DAY
1 -	2:08.091 (1)		75.65	08:35:16.225
2 -	2:24.387	16.296	67.12	08:37:40.612
3 -	2:10.211 (3)	2.120	74.42	08:39:50.823
4 -	2:10.497	2.406	74.26	08:42:01.320
5 -	2:11.385	3.294	73.76	08:44:12.705
6 -	2:09.537 (2)	1.446	74.81	08:46:22.242

P9 22 Adrian JOHNSON				
LAP	LAP TIME	DIFF	MPH	TIME OF DAY
1 -	2:10.807	2.132	74.08	08:35:39.299
2 -	2:10.672	1.997	74.16	08:37:49.971
3 -	2:09.594 (3)	0.919	74.78	08:39:59.565
4 -	2:09.837	1.162	74.64	08:42:09.402
5 -	2:09.244 (2)	0.569	74.98	08:44:18.646
6 -	2:08.675 (1)		75.31	08:46:27.321

P10 65 Amy WORTHINGTON				
LAP	LAP TIME	DIFF	MPH	TIME OF DAY
1 -	2:11.052	2.285	73.95	08:36:08.513
2 -	2:09.784 (3)	1.017	74.67	08:38:18.297
3 -	2:10.074	1.307	74.50	08:40:28.371
4 -	2:09.302 (2)	0.535	74.95	08:42:37.673
5 -	2:08.767 (1)		75.26	08:44:46.440
6 -	2:13.405 D	4.638	72.64	08:46:59.845

P11 99 Martin VERNON				
LAP	LAP TIME	DIFF	MPH	TIME OF DAY
1 -	2:10.166	1.381	74.45	08:35:15.740
2 -	2:12.028	3.243	73.40	08:37:27.768
3 -	2:09.644 (3)	0.859	74.75	08:39:37.412
4 -	2:09.608 (2)	0.823	74.77	08:41:47.020
5 -	2:08.785 (1)		75.25	08:43:55.805
6 -	2:10.177	1.392	74.44	08:46:05.982

P12 97 Jack LAWRENCE				
LAP	LAP TIME	DIFF	MPH	TIME OF DAY
1 -	2:13.831	4.769	72.41	08:35:40.031
2 -	2:13.216	4.154	72.74	08:37:53.247
3 -	2:11.345 (2)	2.283	73.78	08:40:04.592
4 -	2:12.055 (3)	2.993	73.38	08:42:16.647
5 -	2:12.300	3.238	73.25	08:44:28.947
6 -	2:09.062 (1)		75.09	08:46:38.009

P13 23 Martina WARD				
LAP	LAP TIME	DIFF	MPH	TIME OF DAY
1 -	2:16.936	7.263	70.77	08:36:08.188
2 -	2:11.686	2.013	73.59	08:38:19.874
3 -	2:11.323 (3)	1.650	73.79	08:40:31.197
4 -	2:09.673 (1)		74.73	08:42:40.870
5 -	2:14.672	4.999	71.96	08:44:55.542
6 -	2:11.225 (2)	1.552	73.85	08:47:06.767

5Club Racing MX5 Cup

QUALIFYING - RACE 1 - LAP ANALYSIS

DIFF = Difference To Personal Best Lap

P14 64 Scott LAWRENCE				
LAP	LAP TIME	DIFF	MPH	TIME OF DAY
1 -	2:12.388	2.715	73.20	08:35:59.652
2 -	2:12.461	2.788	73.16	08:38:12.113
3 -	2:11.075 (2)	1.402	73.93	08:40:23.188
4 -	2:13.151	3.478	72.78	08:42:36.339
5 -	2:09.673 (1)	74.73	08:44:46.012	
6 -	2:11.158 (3)	1.485	73.89	08:46:57.170

P15 68 Stephen ROBINSON				
LAP	LAP TIME	DIFF	MPH	TIME OF DAY
1 -	2:15.541	5.621	71.50	08:35:45.170
2 -	2:14.003	4.083	72.32	08:37:59.173
3 -	2:12.724	2.804	73.01	08:40:11.897
4 -	2:10.294 (2)	0.374	74.38	08:42:22.191
5 -	2:09.920 (1)	74.59	08:44:32.111	
6 -	2:12.704 (3)	2.784	73.02	08:46:44.815

P16 72 Matthew SHORT				
LAP	LAP TIME	DIFF	MPH	TIME OF DAY
1 -	2:11.466 (2)	0.658	73.71	08:35:22.858
2 -	2:19.296	8.488	69.57	08:37:42.154
3 -	2:10.808 (1)	74.08	08:39:52.962	
4 -	2:38.293	27.485	61.22	08:42:31.255
5 -	2:14.005 (3)	3.197	72.32	08:44:45.260
6 -	2:17.524	6.716	70.46	08:47:02.784

P17 46 Nicola FAVOT				
LAP	LAP TIME	DIFF	MPH	TIME OF DAY
1 -	2:14.290	3.366	72.16	08:35:56.851
2 -	2:12.504 D	1.577	73.14	08:38:09.352
3 -	2:11.346 (2)	0.422	73.78	08:40:20.698
4 -	2:10.924 (1)	74.02	08:42:31.622	
5 -	2:11.906 (3)	0.982	73.47	08:44:43.528
6 -	2:21.648	10.724	68.41	08:47:05.176

P18 29 Mary BARNARD				
LAP	LAP TIME	DIFF	MPH	TIME OF DAY
1 -	2:19.193	8.228	69.62	08:36:15.064
2 -	2:12.816	1.851	72.96	08:38:27.880
3 -	2:11.901 (3)	0.936	73.47	08:40:39.781
4 -	2:11.003 D	0.038	73.97	08:42:50.784
5 -	2:10.965 (1)	73.99	08:45:01.749	
6 -	2:11.886 (2)	0.921	73.48	08:47:13.635

P19 90 Andrew ROBINSON				
LAP	LAP TIME	DIFF	MPH	TIME OF DAY
1 -	2:18.681	6.374	69.88	08:36:16.336
2 -	2:12.541 (2)	0.234	73.11	08:38:28.877
3 -	2:12.307 (1)	73.24	08:40:41.184	
4 -	2:25.651	13.344	66.53	08:43:06.835
5 -	2:21.402	9.095	68.53	08:45:28.237
6 -	2:13.066 (3)	0.759	72.83	08:47:41.303

P20 19 Andrew BEALE				
LAP	LAP TIME	DIFF	MPH	TIME OF DAY
1 -	2:19.706	6.049	69.36	08:35:41.391
2 -	2:16.954	3.297	70.76	08:37:58.345
3 -	2:15.039 (2)	1.382	71.76	08:40:13.384

DIFF = Difference To Personal Best Lap

4 -	2:13.657 (1)	72.50	08:42:27.041	
5 -	2:15.589 (3)	1.932	71.47	08:44:42.630
6 -	2:33.740	20.083	63.03	08:47:16.370

P21 41 Alexandre QUACH-TEA				
LAP	LAP TIME	DIFF	MPH	TIME OF DAY
1 -	2:18.578	4.851	69.93	08:35:54.789
2 -	2:16.042	2.315	71.23	08:38:10.831
3 -	2:15.639 (3)	1.912	71.44	08:40:26.470
4 -	2:13.727 (1)	72.47	08:42:40.197	
5 -	2:16.970	3.243	70.75	08:44:57.167
6 -	2:15.447 (2)	1.720	71.55	08:47:12.614

P22 129 Paul BARNARD				
LAP	LAP TIME	DIFF	MPH	TIME OF DAY
1 -	2:35.788	20.746	62.20	08:36:38.064
2 -	2:20.388	5.346	69.03	08:38:58.452
3 -	2:17.056 D	2.014	70.71	08:41:15.508
4 -	2:15.095 (2)	0.053	71.73	08:43:30.603
5 -	2:15.042 (1)	71.76	08:45:45.645	
6 -	2:16.419 (3)	1.377	71.04	08:48:02.064

P23 31 Neil BURROWS				
LAP	LAP TIME	DIFF	MPH	TIME OF DAY
1 -	2:18.260	2.067	70.09	08:35:43.838
2 -	2:18.182 (3)	1.989	70.13	08:38:02.020
3 -	2:18.767	2.574	69.83	08:40:20.787
4 -	2:18.452	2.259	69.99	08:42:39.239
5 -	2:16.193 (1)	71.15	08:44:55.432	
6 -	2:16.597 (2)	0.404	70.94	08:47:12.029

P24 191 Philip Andrew BARRETT				
LAP	LAP TIME	DIFF	MPH	TIME OF DAY
1 -	2:21.523	3.091	68.47	08:35:59.409
2 -	2:18.432 (1)	70.00	08:38:17.841	
3 -	2:22.004	3.572	68.24	08:40:39.845
4 -	2:20.188 (3)	1.756	69.13	08:43:00.033
5 -	2:19.606 (2)	1.174	69.41	08:45:19.639
6 -	2:22.184 D	3.752	68.16	08:47:41.823

P25 28 Peter BROWN				
LAP	LAP TIME	DIFF	MPH	TIME OF DAY
1 -	2:27.033 (1)	65.91	08:48:08.579	

P26 63 Stewart DOWSON				
LAP	LAP TIME	DIFF	MPH	TIME OF DAY
1 -	2:39.303	12.118	60.83	08:36:50.699
2 -	2:36.513	9.328	61.92	08:39:27.212
3 -	2:33.617 (3)	6.432	63.08	08:42:00.829
4 -	2:30.730 (2)	3.545	64.29	08:44:31.559
5 -	2:27.185 (1)	65.84	08:46:58.744	

5Club Racing MX5 Cup

QUALIFYING - RACE 1 - STATISTICS

Competitors Started 26
Planned Start 2024-09-21 @ 08:30:00.000
Actual Start 2024-09-21 @ 08:30:51.747
Finish Time 2024-09-21 @ 08:45:57.281
Track Length 2.6920mi.
Total Laps 152
Total Distance Covered 409.1883mi.

Session Fastest Lap History

NO	NAME	LAP TIME	TIME OF DAY	LAP	VEHICLE
71	Ben SHORT	2:07.117	08:35:11.973	1	Mazda MX5
71	Ben SHORT	2:06.441	08:37:18.414	2	Mazda MX5

Flag History

TYPE	TIME OF DAY
GREEN	08:30:51.747
FINISH	08:45:57.281

Flag Statistics

TYPE	COUNT	TOTAL LAPS	TOTAL TIME
Green	1	7	18:26.579
Red	0	0	0.000
Safety Car	0	0	0.000
FCY	0	0	0.000



5Club Racing MX5 Cup

RACE 1 - GRID (15 minutes)

Subject to CoFC approval
2:27.033

2:27.185

ROW 13

25 | **28** Peter BROWN

26 | **63** Stewart DOWSON

2:16.193

2:18.432

ROW 12

23 | **31** Neil BURROWS

24 | **191** Philip Andrew BARRETT

2:13.727

2:15.042

ROW 11

21 | **41** Alexandre QUACH-TEA

22 | **129** Paul BARNARD

2:12.307

2:13.657

ROW 10

19 | **90** Andrew ROBINSON

20 | **19** Andrew BEALE

2:10.924

2:10.965

ROW 9

17 | **46** Nicola FAVOT

18 | **29** Mary BARNARD

2:09.920

2:10.808

ROW 8

15 | **68** Stephen ROBINSON

16 | **72** Matthew SHORT

2:09.673

2:09.673

ROW 7

13 | **23** Martina WARD

14 | **64** Scott LAWRENCE

2:08.785

2:09.062

ROW 6

11 | **99** Martin VERNON

12 | **97** Jack LAWRENCE

2:08.675

2:08.767

ROW 5

9 | **22** Adrian JOHNSON

10 | **65** Amy WORTHINGTON

2:07.751

2:08.091

ROW 4

7 | **13** Scott LEACH

8 | **128** Samuel GORMER

2:07.617

2:07.674

ROW 3

5 | **70** Michael PEARCE

6 | **17** Oak RICHARDSON

2:06.927

2:07.483

ROW 2

3 | **1** Jordan JOHNSON

4 | **9** Ian TOMLINSON

2:06.441


2:06.860

ROW 1

1 | **71** Ben SHORT

2 | **44** Matthew HALLAM

Pole



These results are provisional until the conclusion of any judicial and technical matters.

Oulton Park International: 2.6920 miles

Clerk Of Course:

Lynne Spurr

Stewards:

Timekeeper:

Eric Cowell





5Club Racing MX5 Cup

RACE 1 - GRID (15 minutes)

ROW 13	25	28 Peter BROWN	2:27.033	26	63 Stewart DOWSON	2:27.185
ROW 12	23	31 Neil BURROWS	2:16.193	24	191 Philip Andrew BARRETT	2:18.432
ROW 11	21	41 Alexandre QUACH-TEA	2:13.727	22	129 Paul BARNARD	2:15.042
ROW 10	19	90 Andrew ROBINSON	2:12.307	20	19 Andrew BEALE	2:13.657
ROW 9	17	46 Nicola FAVOT	2:10.924	18	29 Mary BARNARD	2:10.965
ROW 8	15	68 Stephen ROBINSON	2:09.920	16	72 Matthew SHORT	2:10.808
ROW 7	13	23 Martina WARD	2:09.673	14	64 Scott LAWRENCE	2:09.673
ROW 6	11	99 Martin VERNON	2:08.785	12	97 Jack LAWRENCE	2:09.062
ROW 5	9	22 Adrian JOHNSON	2:08.675	10	65 Amy WORTHINGTON	2:08.767
ROW 4	7	13 Scott LEACH	2:07.751	8	128 Samuel GORMER	2:08.091
ROW 3	5	70 Michael PEARCE	2:07.617	6	17 Oak RICHARDSON	2:07.674
ROW 2	3	1 Jordan JOHNSON	2:06.927	4	9 Ian TOMLINSON	2:07.483
ROW 1	1	71 Ben SHORT	2:06.441	2	44 Matthew HALLAM	2:06.860
Pole						

These results are provisional until the conclusion of any judicial and technical matters.

Oulton Park International: 2.6920 miles

Clerk Of Course:

Lynne Spurr

Stewards:

Timekeeper:

Eric Cowell





5Club Racing MX5 Cup

RACE 1 - CLASSIFICATION

Race Distance: 8 Laps / 21.53 miles

POS	NO	NAME	ENTRY	LAPS	TIME	GAP	DIFF	MPH	BEST	ON	GRD	↑↓
1	71	Ben SHORT	Mazda MX5	8	17:00.683			75.95	2:05.357	6	1	0
2	1	Jordan JOHNSON	Mazda MX5	8	17:03.422	2.739	2.739	75.75	2:06.449	3	3	1
3	17	Oak RICHARDSON	Mazda MX5	8	17:03.791	3.108	0.369	75.72	2:06.506	3	6	3
4	44	Matthew HALLAM	Mazda MX5	8	17:04.036	3.353	0.245	75.71	2:06.466	4	2	-2
5	13	Scott LEACH	Mazda MX5	8	17:08.614	7.931	4.578	75.37	2:06.052	4	7	2
6	9	Ian TOMLINSON	Mazda MX5	8	17:13.321	12.638	4.707	75.03	2:07.140	3	4	-2
7	70	Michael PEARCE	Mazda MX5	8	17:23.745	23.062	10.424	74.28	2:08.854	7	5	-2
8	128	Samuel GORMER	Mazda MX5	8	17:28.277	27.594	4.532	73.95	2:08.900	2	8	0
9	99	Martin VERNON	Mazda MX5	8	17:28.346	27.663	0.069	73.95	2:08.432	3	11	2
10	65	Amy WORTHINGTON	Mazda MX5	8	17:28.501	27.818	0.155	73.94	2:08.105	6	10	0
11	97	Jack LAWRENCE	Mazda MX5	8	17:33.392	32.709	4.891	73.60	2:09.425	4	12	1
12	46	Nicola FAVOT	Mazda MX5	8	17:34.760	34.077	1.368	73.50	2:09.027	6	17	5
13	22	Adrian JOHNSON	Mazda MX5	8	17:34.926	34.243	0.166	73.49	2:08.212	3	9	-4
14	64	Scott LAWRENCE	Mazda MX5	8	17:35.247	34.564	0.321	73.47	2:08.903	8	14	0
15	23	Martina WARD	Mazda MX5	8	17:36.486	35.803	1.239	73.38	2:09.620	6	13	-2
16	29	Mary BARNARD	Mazda MX5	8	17:41.308	40.625	4.822	73.05	2:10.032	3	18	2
17	68	Stephen ROBINSON	Mazda MX5	8	17:42.128	41.445	0.820	72.99	2:10.205	6	15	-2
18	72	Matthew SHORT	Mazda MX5	8	17:50.457	49.774	8.329	72.42	2:09.573	5	16	-2
19	90	Andrew ROBINSON	Mazda MX5	8	18:02.395	1:01.712	11.938	71.62	2:12.564	7	19	0
20	41	Alexandre QUACH-TEA	Mazda MX5	8	18:14.100	1:13.417	11.705	70.86	2:13.546	5	21	1
21	31	Neil BURROWS	Mazda MX5	8	18:17.468	1:16.785	3.368	70.64	2:15.038	7	23	2
22	19	Andrew BEALE	Mazda MX5	8	18:17.916	1:17.233	0.448	70.61	2:13.914	8	20	-2
23	129	Paul BARNARD	Mazda MX5	8	18:21.212	1:20.529	3.296	70.40	2:12.865	8	22	-1
24	191	Philip Andrew BARRETT	Mazda MX5	8	18:46.995	1:46.312	25.783	68.79	2:14.098	7	24	0
25	63	Stewart DOWSON	Mazda MX5	7	17:05.941	1 Lap	1 Lap	66.12	2:24.399	5	26	1

NOT CLASSIFIED

DNF	28	Peter BROWN	Mazda MX5	5	11:49.386	3 Laps	2 Laps	68.30	2:16.995	3	25	
-----	----	-------------	-----------	---	-----------	---------------	--------	-------	-----------------	---	----	--

FASTEST LAP

	71	Ben SHORT	Mazda MX5	6	2:05.357			77.30 mph				124.41 kph
--	----	-----------	-----------	---	----------	--	--	-----------	--	--	--	------------

Weather / Track : Cloudy / Dry

These results are provisional until the conclusion of any judicial and technical matters.

Date: 21/09/2024 Start: 10:49 Finish: 11:06

Oulton Park International: 2.6920 miles

Clerk Of Course:

Lynne Spurr

Stewards:

Timekeeper:

Eric Cowell



5Club Racing MX5 Cup

RACE 1 - LAP CHART

LAP 1 @ 10:51:37.749			LAP 2 @ 10:53:44.342			LAP 3 @ 10:55:50.426			LAP 4 @ 10:57:56.945			LAP 5 @ 11:00:03.403		
NO	BEHIND	LAP TIME	NO	BEHIND	LAP TIME	NO	BEHIND	LAP TIME	NO	BEHIND	LAP TIME	NO	BEHIND	LAP TIME
71		2:13.472	71		2:06.593	71		2:06.084	71		2:06.519	71		2:06.458
1	1.689	2:15.161	1	2.280	2:07.184	1	2.645	2:06.449	1	2.918	2:06.792	1	3.426	2:06.966
17	2.490	2:15.962	17	2.753	2:06.856	17	3.175	2:06.506	17	3.164	2:06.508	17	3.910	2:07.204
44	2.690	2:16.162	44	2.987	2:06.890	44	3.474	2:06.571	44	3.421	2:06.466	44	4.086	2:07.123
9	2.994	2:16.466	9	3.551	2:07.150	9	4.607	2:07.140	9	6.119	2:08.031	13	8.468	2:07.862
128	3.331	2:16.803	128	5.638	2:08.900	13	7.531	2:07.765	13	7.064	2:06.052	9	8.923	2:09.262
70	3.609	2:17.081	13	5.850	2:08.449	128	8.905	2:09.351	128	12.281	2:09.895	128	17.214	2:11.391
13	3.994	2:17.466	70	5.911	2:08.895	70	9.020	2:09.193	22	12.313	2:09.218	70	17.257	2:11.257
22	5.158	2:18.630	22	7.486	2:08.921	22	9.614	2:08.212	70	12.458	2:09.957	99	17.551	2:10.367
99	5.393	2:18.865	99	7.778	2:08.978	99	10.126	2:08.432	99	13.642	2:10.035	65	19.798	2:08.813
97	6.479	2:19.951	97	10.462	2:10.576	65	14.880	2:10.048	65	17.443	2:09.082	97	21.823	2:09.750
65	6.997	2:20.469	65	10.916	2:10.512	97	15.625	2:11.247	97	18.531	2:09.425	72	22.181	2:09.573
72	7.345	2:20.817	72	11.708	2:10.956	72	15.706	2:10.082	72	19.066	2:09.879	46	24.960	2:09.718
68	8.203	2:21.675	68	13.222	2:11.612	46	17.319	2:09.776	46	21.700	2:10.900	23	26.903	2:10.096
46	8.845	2:22.317	46	13.627	2:11.375	68	18.383	2:11.245	68	22.877	2:11.013	22	28.631	2:22.776
23	9.729	2:23.201	23	14.503	2:11.367	23	18.861	2:10.442	23	23.265	2:10.923	64	29.168	2:11.065
29	10.032	2:23.504	29	15.457	2:12.018	29	19.405	2:10.032	64	24.561	2:11.006	68	29.760	2:13.341
64	10.263	2:23.735	64	15.860	2:12.190	64	20.074	2:10.298	29	24.719	2:11.833	29	30.029	2:11.768
90	11.642	2:25.114	90	17.803	2:12.754	90	24.474	2:12.755	90	30.601	2:12.646	90	37.200	2:13.057
31	13.731	2:27.203	31	23.498	2:16.360	31	33.455	2:16.041	41	42.399	2:15.197	41	49.487	2:13.546
41	14.841	2:28.313	41	23.954	2:15.706	41	33.721	2:15.851	31	43.041	2:16.105	31	52.223	2:15.640
191	17.172	2:30.644	191	28.109	2:17.530	129	36.779	2:14.568	129	43.533	2:13.273	129	52.334	2:15.259
19	17.744	2:31.216	129	28.295	2:16.772	191	38.222	2:16.197	191	46.694	2:14.991	191	55.570	2:15.334
129	18.116	2:31.588	19	28.760	2:17.609	19	38.652	2:15.976	19	47.243	2:15.110	19	55.925	2:15.140
28	18.638	2:32.110	28	29.680	2:17.635	28	40.591	2:16.995	28	51.562	2:17.490	28	1:10.260	2:25.156
63	22.410	2:35.882	63	41.132	2:25.315	63	59.909	2:24.861	63	1:18.634	2:25.244	63	1:36.575	2:24.399

5Club Racing MX5 Cup

RACE 1 - LAP CHART

LAP 6 @ 11:02:08.760			LAP 7 @ 11:04:16.933			LAP 8 @ 11:06:24.960		
NO	BEHIND	LAP TIME	NO	BEHIND	LAP TIME	NO	BEHIND	LAP TIME
71		2:05.357	71		2:08.173	71		2:08.027
1	4.986	2:06.917	1	3.738	2:06.925	1	2.739	2:07.028
17	5.384	2:06.831	17	4.065	2:06.854	17	3.108	2:07.070
44	5.525	2:06.796	44	4.527	2:07.175	44	3.353	2:06.853
13	9.955	2:06.844	13	9.452	2:07.670	63	1 Lap	2:25.532
9	11.458	2:07.892	9	11.560	2:08.275	13	7.931	2:06.506
70	21.220	2:09.320	70	21.901	2:08.854	9	12.638	2:09.105
128	21.939	2:10.082	99	23.983	2:09.999	70	23.062	2:09.188
99	22.157	2:09.963	128	24.025	2:10.259	128	27.594	2:11.596
65	22.546	2:08.105	65	24.083	2:09.710	99	27.663	2:11.707
97	26.157	2:09.691	97	28.957	2:10.973	65	27.818	2:11.762
72	26.699	2:09.875	72	29.022	2:10.496	97	32.709	2:11.779
46	28.630	2:09.027	46	30.450	2:09.993	46	34.077	2:11.654
23	31.166	2:09.620	22	33.522	2:09.421	22	34.243	2:08.748
22	32.274	2:09.000	64	33.688	2:08.960	64	34.564	2:08.903
64	32.901	2:09.090	23	33.729	2:10.736	23	35.803	2:10.101
68	34.608	2:10.205	29	37.623	2:10.805	29	40.625	2:11.029
29	34.991	2:10.319	68	38.148	2:11.713	68	41.445	2:11.324
90	46.123	2:14.280	90	50.514	2:12.564	72	49.774	2:28.779
41	59.090	2:14.960	41	1:06.085	2:15.168	90	56.712	2:14.225
31	1:02.175	2:15.309	31	1:09.040	2:15.038	41	1:13.417	2:15.359
129	1:03.368	2:16.391	191	1:10.514	2:14.098	31	1:16.785	2:15.772
191	1:04.589	2:14.376	19	1:11.346	2:14.467	19	1:17.233	2:13.914
19	1:05.052	2:14.484	129	1:15.691	2:20.496	129	1:20.529	2:12.865
63	1:55.926	2:24.708				191	1:46.312	2:43.825

5Club Racing MX5 Cup

RACE 1 - POSITION CHART

No	Name	Lap Pos	Lap								
			1	2	3	4	5	6	7	8	
71	SHORT	1	71	71	71	71	71	71	71	71	71
44	HALLAM	2	1	1	1	1	1	1	1	1	1
1	JOHNSON	3	17	17	17	17	17	17	17	17	17
9	TOMLINSON	4	44	44	44	44	44	44	44	44	44
70	PEARCE	5	9	9	9	9	13	13	13	13	13
17	RICHARDSON	6	128	128	13	13	9	9	9	9	9
13	LEACH	7	70	13	128	128	128	70	70	70	70
128	GORMER	8	13	70	70	22	70	128	99	128	128
22	JOHNSON	9	22	22	22	70	99	99	128	99	99
65	WORTHINGTON	10	99	99	99	99	65	65	65	65	65
99	VERNON	11	97	97	65	65	97	97	97	97	97
97	LAWRENCE	12	65	65	97	97	72	72	72	46	46
23	WARD	13	72	72	72	72	46	46	46	22	22
64	LAWRENCE	14	68	68	46	46	23	23	22	64	64
68	ROBINSON	15	46	46	68	68	22	22	64	23	23
72	SHORT	16	23	23	23	23	64	64	23	29	29
46	FAVOT	17	29	29	29	64	68	68	29	68	68
29	BARNARD	18	64	64	64	29	29	29	68	72	72
90	ROBINSON	19	90	90	90	90	90	90	90	90	90
19	BEALE	20	31	31	31	41	41	41	41	41	41
41	QUACH-TEA	21	41	41	41	31	31	31	31	31	31
129	BARNARD	22	191	191	129	129	129	129	191	19	19
31	BURROWS	23	19	129	191	191	191	191	19	129	129
191	BARRETT	24	129	19	19	19	19	19	129	191	191
28	BROWN	25	28	28	28	28	28	63	63	63	63
63	DOWSON	26	63	63	63	63	63	63	63	63	63

5Club Racing MX5 Cup

RACE 1 - LAP ANALYSIS

DIFF = Difference To Personal Best Lap

P1 71 Ben SHORT				
LAP	LAP TIME	DIFF	MPH	TIME OF DAY
1 -	2:13.472	8.115	72.60	10:51:37.749
2 -	2:06.593	1.236	76.55	10:53:44.342
3 -	2:06.084 (2)	0.727	76.86	10:55:50.426
4 -	2:06.519	1.162	76.59	10:57:56.945
5 -	2:06.458 (3)	1.101	76.63	11:00:03.403
6 -	2:05.357 (1)		77.30	11:02:08.760
7 -	2:08.173	2.816	75.61	11:04:16.933
8 -	2:08.027	2.670	75.69	11:06:24.960

P2 1 Jordan JOHNSON				
LAP	LAP TIME	DIFF	MPH	TIME OF DAY
1 -	2:15.161	8.712	71.70	10:51:39.438
2 -	2:07.184	0.735	76.19	10:53:46.622
3 -	2:06.449 (1)		76.64	10:55:53.071
4 -	2:06.792 (2)	0.343	76.43	10:57:59.863
5 -	2:06.966	0.517	76.32	11:00:06.829
6 -	2:06.917 (3)	0.468	76.35	11:02:13.746
7 -	2:06.925	0.476	76.35	11:04:20.671
8 -	2:07.028	0.579	76.29	11:06:27.699

P3 17 Oak RICHARDSON				
LAP	LAP TIME	DIFF	MPH	TIME OF DAY
1 -	2:15.962	9.456	71.27	10:51:40.239
2 -	2:06.856	0.350	76.39	10:53:47.095
3 -	2:06.506 (1)		76.60	10:55:53.601
4 -	2:06.508 (2)	0.002	76.60	10:58:00.109
5 -	2:07.204	0.698	76.18	11:00:07.313
6 -	2:06.831 (3)	0.325	76.41	11:02:14.144
7 -	2:06.854	0.348	76.39	11:04:20.998
8 -	2:07.070	0.564	76.26	11:06:28.068

P4 44 Matthew HALLAM				
LAP	LAP TIME	DIFF	MPH	TIME OF DAY
1 -	2:16.162	9.696	71.17	10:51:40.439
2 -	2:06.890	0.424	76.37	10:53:47.329
3 -	2:06.571 (2)	0.105	76.56	10:55:53.900
4 -	2:06.466 (1)		76.63	10:58:00.366
5 -	2:07.123	0.657	76.23	11:00:07.489
6 -	2:06.796 (3)	0.330	76.43	11:02:14.285
7 -	2:07.175	0.709	76.20	11:04:21.460
8 -	2:06.853	0.387	76.39	11:06:28.313

P5 13 Scott LEACH				
LAP	LAP TIME	DIFF	MPH	TIME OF DAY
1 -	2:17.466	11.414	70.49	10:51:41.743
2 -	2:08.449	2.397	75.44	10:53:50.192
3 -	2:07.765	1.713	75.85	10:55:57.957
4 -	2:06.052 (1)		76.88	10:58:04.009
5 -	2:07.862	1.810	75.79	11:00:11.871
6 -	2:06.844 (3)	0.792	76.40	11:02:18.715
7 -	2:07.670	1.618	75.90	11:04:26.385
8 -	2:06.506 (2)	0.454	76.60	11:06:32.891

P6 9 Ian TOMLINSON				
LAP	LAP TIME	DIFF	MPH	TIME OF DAY
1 -	2:16.466	9.326	71.01	10:51:40.743
2 -	2:07.150 (2)	0.010	76.21	10:53:47.893
3 -	2:07.140 (1)		76.22	10:55:55.033

DIFF = Difference To Personal Best Lap

4 -	2:08.031	0.891	75.69	10:58:03.064
5 -	2:09.262	2.122	74.97	11:00:12.326
6 -	2:07.892 (3)	0.752	75.77	11:02:20.218
7 -	2:08.275	1.135	75.55	11:04:28.493
8 -	2:09.105	1.965	75.06	11:06:37.598

P7 70 Michael PEARCE				
LAP	LAP TIME	DIFF	MPH	TIME OF DAY
1 -	2:17.081	8.227	70.69	10:51:41.358
2 -	2:08.895 (2)	0.041	75.18	10:53:50.253
3 -	2:09.193	0.339	75.01	10:55:59.446
4 -	2:09.957	1.103	74.57	10:58:09.403
5 -	2:11.257	2.403	73.83	11:00:20.660
6 -	2:09.320	0.466	74.94	11:02:29.980
7 -	2:08.854 (1)		75.21	11:04:38.834
8 -	2:09.188 (3)	0.334	75.01	11:06:48.022

P8 128 Samuel GORMER				
LAP	LAP TIME	DIFF	MPH	TIME OF DAY
1 -	2:16.803	7.903	70.84	10:51:41.080
2 -	2:08.900 (1)		75.18	10:53:49.980
3 -	2:09.351 (2)	0.451	74.92	10:55:59.331
4 -	2:09.895 (3)	0.995	74.60	10:58:09.226
5 -	2:11.391	2.491	73.75	11:00:20.617
6 -	2:10.082	1.182	74.50	11:02:30.699
7 -	2:10.259	1.359	74.40	11:04:40.958
8 -	2:11.596	2.696	73.64	11:06:52.554

P9 99 Martin VERNON				
LAP	LAP TIME	DIFF	MPH	TIME OF DAY
1 -	2:18.865	10.433	69.78	10:51:43.142
2 -	2:08.978 (2)	0.546	75.13	10:53:52.120
3 -	2:08.432 (1)		75.45	10:56:00.552
4 -	2:10.035	1.603	74.52	10:58:10.587
5 -	2:10.367	1.935	74.33	11:00:20.954
6 -	2:09.963 (3)	1.531	74.56	11:02:30.917
7 -	2:09.999	1.567	74.54	11:04:40.916
8 -	2:11.707	3.275	73.58	11:06:52.623

P10 65 Amy WORTHINGTON				
LAP	LAP TIME	DIFF	MPH	TIME OF DAY
1 -	2:20.469	12.364	68.99	10:51:44.746
2 -	2:10.512	2.407	74.25	10:53:55.258
3 -	2:10.048	1.943	74.52	10:56:05.306
4 -	2:09.082 (3)	0.977	75.07	10:58:14.388
5 -	2:08.813 (2)	0.708	75.23	11:00:23.201
6 -	2:08.105 (1)		75.65	11:02:31.306
7 -	2:09.710	1.605	74.71	11:04:41.016
8 -	2:11.762	3.657	73.55	11:06:52.778

P11 97 Jack LAWRENCE				
LAP	LAP TIME	DIFF	MPH	TIME OF DAY
1 -	2:19.951	10.526	69.24	10:51:44.228
2 -	2:10.576	1.151	74.21	10:53:54.804
3 -	2:11.247	1.822	73.84	10:56:06.051
4 -	2:09.425 (1)		74.87	10:58:15.476
5 -	2:09.750 (3)	0.325	74.69	11:00:25.226
6 -	2:09.691 (2)	0.266	74.72	11:02:34.917
7 -	2:10.973	1.548	73.99	11:04:45.890
8 -	2:11.779	2.354	73.54	11:06:57.669

5Club Racing MX5 Cup

RACE 1 - LAP ANALYSIS

DIFF = Difference To Personal Best Lap

P12 46 Nicola FAVOT				
LAP	LAP TIME	DIFF	MPH	TIME OF DAY
1 -	2:22.317	13.290	68.09	10:51:46.594
2 -	2:11.375	2.348	73.76	10:53:57.969
3 -	2:09.776 (3)	0.749	74.67	10:56:07.745
4 -	2:10.900	1.873	74.03	10:58:18.645
5 -	2:09.718 (2)	0.691	74.71	11:00:28.363
6 -	2:09.027 (1)		75.11	11:02:37.390
7 -	2:09.993	0.966	74.55	11:04:47.383
8 -	2:11.654	2.627	73.61	11:06:59.037

P13 22 Adrian JOHNSON				
LAP	LAP TIME	DIFF	MPH	TIME OF DAY
1 -	2:18.630	10.418	69.90	10:51:42.907
2 -	2:08.921 (3)	0.709	75.17	10:53:51.828
3 -	2:08.212 (1)		75.58	10:56:00.040
4 -	2:09.218	1.006	74.99	10:58:09.258
5 -	2:22.776	14.564	67.87	11:00:32.034
6 -	2:09.000	0.788	75.12	11:02:41.034
7 -	2:09.421	1.209	74.88	11:04:50.455
8 -	2:08.748 (2)	0.536	75.27	11:06:59.203

P14 64 Scott LAWRENCE				
LAP	LAP TIME	DIFF	MPH	TIME OF DAY
1 -	2:23.735	14.832	67.42	10:51:48.012
2 -	2:12.190	3.287	73.31	10:54:00.202
3 -	2:10.298	1.395	74.37	10:56:10.500
4 -	2:11.006	2.103	73.97	10:58:21.506
5 -	2:11.065	2.162	73.94	11:00:32.571
6 -	2:09.090 (3)	0.187	75.07	11:02:41.661
7 -	2:08.960 (2)	0.057	75.14	11:04:50.621
8 -	2:08.903 (1)		75.18	11:06:59.524

P15 23 Martina WARD				
LAP	LAP TIME	DIFF	MPH	TIME OF DAY
1 -	2:23.201	13.581	67.67	10:51:47.478
2 -	2:11.367	1.747	73.77	10:53:58.845
3 -	2:10.442	0.822	74.29	10:56:09.287
4 -	2:10.923	1.303	74.02	10:58:20.210
5 -	2:10.096 (2)	0.476	74.49	11:00:30.306
6 -	2:09.620 (1)		74.76	11:02:39.926
7 -	2:10.736	1.116	74.12	11:04:50.662
8 -	2:10.101 (3)	0.481	74.49	11:07:00.763

P16 29 Mary BARNARD				
LAP	LAP TIME	DIFF	MPH	TIME OF DAY
1 -	2:23.504	13.472	67.53	10:51:47.781
2 -	2:12.018	1.986	73.40	10:53:59.799
3 -	2:10.032 (1)		74.53	10:56:09.831
4 -	2:11.833	1.801	73.51	10:58:21.664
5 -	2:11.768	1.736	73.54	11:00:33.432
6 -	2:10.319 (2)	0.287	74.36	11:02:43.751
7 -	2:10.805 (3)	0.773	74.08	11:04:54.556
8 -	2:11.029	0.997	73.96	11:07:05.585

P17 68 Stephen ROBINSON				
LAP	LAP TIME	DIFF	MPH	TIME OF DAY
1 -	2:21.675	11.470	68.40	10:51:45.952
2 -	2:11.612	1.407	73.63	10:53:57.564
3 -	2:11.245 (3)	1.040	73.84	10:56:08.809

DIFF = Difference To Personal Best Lap

4 -	2:11.013 (2)	0.808	73.97	10:58:19.822
5 -	2:13.341	3.136	72.68	11:00:33.163
6 -	2:10.205 (1)		74.43	11:02:43.368
7 -	2:11.713	1.508	73.57	11:04:55.081
8 -	2:11.324	1.119	73.79	11:07:06.405

P18 72 Matthew SHORT				
LAP	LAP TIME	DIFF	MPH	TIME OF DAY
1 -	2:20.817	11.244	68.82	10:51:45.094
2 -	2:10.956	1.383	74.00	10:53:56.050
3 -	2:10.082	0.509	74.50	10:56:06.132
4 -	2:09.879 (3)	0.306	74.61	10:58:16.011
5 -	2:09.573 (1)		74.79	11:00:25.584
6 -	2:09.875 (2)	0.302	74.62	11:02:35.459
7 -	2:10.496	0.923	74.26	11:04:45.955
8 -	2:28.779	19.206	65.13	11:07:14.734

P19 90 Andrew ROBINSON				
LAP	LAP TIME	DIFF	MPH	TIME OF DAY
1 -	2:25.114	12.550	66.78	10:51:49.391
2 -	2:12.754 (3)	0.190	73.00	10:54:02.145
3 -	2:12.755	0.191	73.00	10:56:14.900
4 -	2:12.646 (2)	0.082	73.06	10:58:27.546
5 -	2:13.057	0.493	72.83	11:00:40.603
6 -	2:14.280	1.716	72.17	11:02:54.883
7 -	2:12.564 (1)		73.10	11:05:07.447
8 -	2:14.225	1.661	72.20	11:07:21.672

P20 41 Alexandre QUACH-TEA				
LAP	LAP TIME	DIFF	MPH	TIME OF DAY
1 -	2:28.313	14.767	65.34	10:51:52.590
2 -	2:15.706	2.160	71.41	10:54:08.296
3 -	2:15.851	2.305	71.33	10:56:24.147
4 -	2:15.197	1.651	71.68	10:58:39.344
5 -	2:13.546 (1)		72.56	11:00:52.890
6 -	2:14.960 (2)	1.414	71.80	11:03:07.850
7 -	2:15.168 (3)	1.622	71.69	11:05:23.018
8 -	2:15.359	1.813	71.59	11:07:38.377

P21 31 Neil BURROWS				
LAP	LAP TIME	DIFF	MPH	TIME OF DAY
1 -	2:27.203	12.165	65.83	10:51:51.480
2 -	2:16.360	1.322	71.07	10:54:07.840
3 -	2:16.041	1.003	71.23	10:56:23.881
4 -	2:16.105	1.067	71.20	10:58:39.986
5 -	2:15.640 (3)	0.602	71.44	11:00:55.626
6 -	2:15.309 (2)	0.271	71.62	11:03:10.935
7 -	2:15.038 (1)		71.76	11:05:25.973
8 -	2:15.772	0.734	71.37	11:07:41.745

P22 19 Andrew BEALE				
LAP	LAP TIME	DIFF	MPH	TIME OF DAY
1 -	2:31.216	17.302	64.08	10:51:55.493
2 -	2:17.609	3.695	70.42	10:54:13.102
3 -	2:15.976	2.062	71.27	10:56:29.078
4 -	2:15.110	1.196	71.72	10:58:44.188
5 -	2:15.140	1.226	71.71	11:00:59.328
6 -	2:14.484 (3)	0.570	72.06	11:03:13.812
7 -	2:14.467 (2)	0.553	72.07	11:05:28.279
8 -	2:13.914 (1)		72.36	11:07:42.193

5Club Racing MX5 Cup

RACE 1 - LAP ANALYSIS

DIFF = Difference To Personal Best Lap

P23 129 Paul BARNARD				
LAP	LAP TIME	DIFF	MPH	TIME OF DAY
1 -	2:31.588	18.723	63.93	10:51:55.865
2 -	2:16.772	3.907	70.85	10:54:12.637
3 -	2:14.568 (3)	1.703	72.01	10:56:27.205
4 -	2:13.273 (2)	0.408	72.71	10:58:40.478
5 -	2:15.259	2.394	71.64	11:00:55.737
6 -	2:16.391	3.526	71.05	11:03:12.128
7 -	2:20.496	7.631	68.97	11:05:32.624
8 -	2:12.865 (1)		72.94	11:07:45.489

P24 191 Philip Andrew BARRETT				
LAP	LAP TIME	DIFF	MPH	TIME OF DAY
1 -	2:30.644	16.546	64.33	10:51:54.921
2 -	2:17.530	3.432	70.46	10:54:12.451
3 -	2:16.197	2.099	71.15	10:56:28.648
4 -	2:14.991 (3)	0.893	71.79	10:58:43.639
5 -	2:15.334	1.236	71.61	11:00:58.973
6 -	2:14.376 (2)	0.278	72.12	11:03:13.349
7 -	2:14.098 (1)		72.27	11:05:27.447
8 -	2:43.825	29.727	59.15	11:08:11.272

P25 63 Stewart DOWSON				
LAP	LAP TIME	DIFF	MPH	TIME OF DAY
1 -	2:35.882	11.483	62.17	10:52:00.159
2 -	2:25.315	0.916	66.69	10:54:25.474
3 -	2:24.861 (3)	0.462	66.90	10:56:50.335
4 -	2:25.244	0.845	66.72	10:59:15.579
5 -	2:24.399 (1)		67.11	11:01:39.978
6 -	2:24.708 (2)	0.309	66.97	11:04:04.686
7 -	2:25.532	1.133	66.59	11:06:30.218

P26 28 Peter BROWN				
LAP	LAP TIME	DIFF	MPH	TIME OF DAY
1 -	2:32.110	15.115	63.71	10:51:56.387
2 -	2:17.635 (3)	0.640	70.41	10:54:14.022
3 -	2:16.995 (1)		70.74	10:56:31.017
4 -	2:17.490 (2)	0.495	70.48	10:58:48.507
5 -	2:25.156	8.161	66.76	11:01:13.663

5Club Racing MX5 Cup

RACE 1 - STATISTICS

Competitors Started 26
Planned Start 2024-09-21 @ 10:30:00.000
Actual Start 2024-09-21 @ 10:49:24.277
Finish Time 2024-09-21 @ 11:06:23.953
Track Length 2.6920mi.
Total Laps 204
Total Distance Covered 549.1738mi.

Session Fastest Lap History

NO	NAME	LAP TIME	TIME OF DAY	LAP	VEHICLE
71	Ben SHORT	2:13.472	10:51:37.748	1	Mazda MX5
71	Ben SHORT	2:06.593	10:53:44.341	2	Mazda MX5
71	Ben SHORT	2:06.084	10:55:50.424	3	Mazda MX5
13	Scott LEACH	2:06.052	10:58:04.009	4	Mazda MX5
71	Ben SHORT	2:05.357	11:02:08.758	6	Mazda MX5

Session Leader History

NO	NAME	FROM LAP	LAPS LED	DISTANCE	VEHICLE
71	Ben SHORT	1	8	21.53 miles	Mazda MX5

Flag History

TYPE	TIME OF DAY
GREEN	10:49:24.277
FINISH	11:06:23.953

Flag Statistics

TYPE	COUNT	TOTAL LAPS	TOTAL TIME
Green	1	8	18:58.242
Red	0	0	0.000
Safety Car	0	0	0.000
FCY	0	0	0.000



5Club Racing MX5 Cup

RACE 7 - GRID (15 minutes)

ROW 13	25	17:05.941	63 Stewart DOWSON		
ROW 12		18:21.212	23 129 Paul BARNARD	24	18:46.995 191 Philip Andrew BARRETT
ROW 11	21	18:17.468	31 Neil BURROWS	22	18:17.916 19 Andrew BEALE
ROW 10		18:02.395	19 90 Andrew ROBINSON	20	18:14.100 41 Alexandre QUACH-TEA
ROW 9	17	17:42.128	68 Stephen ROBINSON	18	17:50.457 72 Matthew SHORT
ROW 8		17:36.486	15 23 Martina WARD	16	17:41.308 29 Mary BARNARD
ROW 7	13	17:34.926	22 Adrian JOHNSON	14	17:35.247 64 Scott LAWRENCE
ROW 6		17:33.392	11 97 Jack LAWRENCE	12	17:34.760 46 Nicola FAVOT
ROW 5	9	17:00.683	71 Ben SHORT	10	17:28.501 65 Amy WORTHINGTON
ROW 4		17:03.791	7 17 Oak RICHARDSON	8	17:03.422 1 Jordan JOHNSON
ROW 3	5	17:08.614	13 Scott LEACH	6	17:04.036 44 Matthew HALLAM
ROW 2		17:23.745	3 70 Michael PEARCE	4	17:13.321 9 Ian TOMLINSON
ROW 1	1	17:28.346	99 Martin VERNON	2	17:28.277 128 Samuel GORMER
Pole					

Comments:
Top 9 finishers in race 1 reversed

These results are provisional until the conclusion of any judicial and technical matters.

Oulton Park International: 2.6920 miles

Clerk Of Course:

Lynne Spurr

Stewards:

Timekeeper:

Eric Cowell





5Club Racing MX5 Cup

RACE 7 - GRID (15 minutes)

ROW 13	25	17:05.941	63 Stewart DOWSON		
ROW 12		18:21.212	23 129 Paul BARNARD	24	18:46.995 191 Philip Andrew BARRETT
ROW 11	21	18:17.468	31 Neil BURROWS	22	18:17.916 19 Andrew BEALE
ROW 10		18:02.395	19 90 Andrew ROBINSON	20	18:14.100 41 Alexandre QUACH-TEA
ROW 9	17	17:42.128	68 Stephen ROBINSON	18	17:50.457 72 Matthew SHORT
ROW 8		17:36.486	15 23 Martina WARD	16	17:41.308 29 Mary BARNARD
ROW 7	13	17:34.926	22 Adrian JOHNSON	14	17:35.247 64 Scott LAWRENCE
ROW 6		17:33.392	11 97 Jack LAWRENCE	12	17:34.760 46 Nicola FAVOT
ROW 5	9	17:00.683	71 Ben SHORT	10	17:28.501 65 Amy WORTHINGTON
ROW 4		17:03.791	7 17 Oak RICHARDSON	8	17:03.422 1 Jordan JOHNSON
ROW 3	5	17:08.614	13 Scott LEACH	6	17:04.036 44 Matthew HALLAM
ROW 2		17:23.745	3 70 Michael PEARCE	4	17:13.321 9 Ian TOMLINSON
ROW 1	1	17:28.346	99 Martin VERNON	2	17:28.277 128 Samuel GORMER
Pole					

Comments:
Top 9 finishers in race 1 reversed

These results are provisional until the conclusion of any judicial and technical matters.

Oulton Park International: 2.6920 miles

Clerk Of Course:

Lynne Spurr

Stewards:

Timekeeper:

Eric Cowell





5Club Racing MX5 Cup

RACE 7 - CLASSIFICATION - AMENDED

Race Distance: 8 Laps / 21.53 miles

POS	NO	NAME	ENTRY	LAPS	TIME	GAP	DIFF	MPH	BEST	ON	GRD	↑↓
1	71	Ben SHORT	Mazda MX5	8	17:05.191			75.62	2:06.202	4	9	8
2	17	Oak RICHARDSON	Mazda MX5	8	17:15.586	10.395	10.395	74.86	2:07.195	4	7	5
3	1	Jordan JOHNSON	Mazda MX5	8	17:15.660	10.469	0.074	74.86	2:06.764	3	8	5
4	70	Michael PEARCE	Mazda MX5	8	17:16.036	10.845	0.376	74.83	2:07.976	2	3	-1
5	44	Matthew HALLAM	Mazda MX5	8	17:16.236	11.045	0.200	74.81	2:07.180	4	6	1
6	128*	Samuel GORMER	Mazda MX5	8	17:23.482	18.291	7.246	74.29	2:08.707	4	2	-4
7	65	Amy WORTHINGTON	Mazda MX5	8	17:23.991	18.800	0.509	74.26	2:08.494	3	10	3
8	99*	Martin VERNON	Mazda MX5	8	17:28.558	23.367	4.567	73.94	2:09.102	3	1	-7
9	22	Adrian JOHNSON	Mazda MX5	8	17:35.739	30.548	7.181	73.43	2:09.842	2	13	4
10	64	Scott LAWRENCE	Mazda MX5	8	17:35.937	30.746	0.198	73.42	2:09.827	4	14	4
11	97	Jack LAWRENCE	Mazda MX5	8	17:36.184	30.993	0.247	73.40	2:09.068	2	11	0
12	23	Martina WARD	Mazda MX5	8	17:37.279	32.088	1.095	73.33	2:09.897	3	15	3
13	9	Ian TOMLINSON	Mazda MX5	8	17:37.872	32.681	0.593	73.28	2:09.300	2	4	-9
14	29	Mary BARNARD	Mazda MX5	8	17:38.511	33.320	0.639	73.24	2:09.004	6	16	2
15	46	Nicola FAVOT	Mazda MX5	8	17:39.117	33.926	0.606	73.20	2:09.136	8	12	-3
16	68	Stephen ROBINSON	Mazda MX5	8	17:40.815	35.624	1.698	73.08	2:10.057	6	17	1
17	72	Matthew SHORT	Mazda MX5	8	17:49.247	44.056	8.432	72.50	2:09.681	2	18	1
18	129	Paul BARNARD	Mazda MX5	8	18:18.323	1:13.132	29.076	70.58	2:14.246	7	23	5
19	31	Neil BURROWS	Mazda MX5	8	18:20.578	1:15.387	2.255	70.44	2:15.267	5	21	2
20	19	Andrew BEALE	Mazda MX5	8	18:21.003	1:15.812	0.425	70.41	2:13.340	6	22	2
21	90	Andrew ROBINSON	Mazda MX5	8	18:21.790	1:16.599	0.787	70.36	2:14.208	6	19	-2
22	41	Alexandre QUACH-TEA	Mazda MX5	8	18:22.277	1:17.086	0.487	70.33	2:13.961	7	20	-2
23	191	Philip Andrew BARRETT	Mazda MX5	8	18:25.460	1:20.269	3.183	70.13	2:14.319	7	24	1
24	63	Stewart DOWSON	Mazda MX5	7	17:27.969	1 Lap	1 Lap	64.73	2:27.280	5	25	1

NOT CLASSIFIED

DNF	13	Scott LEACH	Mazda MX5	7	15:43.464	1 Lap		71.90	2:07.198	3	5	
-----	----	-------------	-----------	---	-----------	--------------	--	-------	-----------------	---	---	--

FASTEST LAP

	71	Ben SHORT	Mazda MX5	4	2:06.202			76.79 mph				123.58 kph
--	----	-----------	-----------	---	----------	--	--	-----------	--	--	--	------------

Comments:

Cars 99 & 128 - 10 second start line penalty applied - Clerks Decision..
Both penalties now rescinded by Clerk

Weather / Track : Cloudy / Dry

These results are provisional until the conclusion of any judicial and technical matters.

Date: 21/09/2024 Start: 15:54 Finish: 16:11

Oulton Park International: 2.6920 miles

Clerk Of Course:

Lynne Spurr

Stewards:

Timekeeper:

Eric Cowell



5Club Racing MX5 Cup

RACE 7 - LAP CHART

LAP 1 @ 15:57:00.432			LAP 2 @ 15:59:08.502			LAP 3 @ 16:01:16.320			LAP 4 @ 16:03:22.522			LAP 5 @ 16:05:28.864		
NO	BEHIND	LAP TIME	NO	BEHIND	LAP TIME	NO	BEHIND	LAP TIME	NO	BEHIND	LAP TIME	NO	BEHIND	LAP TIME
128		2:15.125	70		2:07.976	71		2:07.713	71		2:06.202	71		2:06.342
70	0.094	2:15.219	71	0.105	2:07.795	70	0.741	2:08.559	70	3.210	2:08.671	70	5.912	2:09.044
71	0.380	2:15.505	13	2.010	2:08.583	13	1.390	2:07.198	13	3.551	2:08.363	44	6.212	2:08.435
99	1.397	2:16.522	1	2.936	2:09.323	1	1.882	2:06.764	1	3.872	2:08.192	17	6.312	2:08.131
13	1.497	2:16.622	128	3.094	2:11.164	44	3.141	2:07.776	44	4.119	2:07.180	13	6.533	2:09.324
44	1.515	2:16.640	44	3.183	2:09.738	17	3.530	2:07.942	17	4.523	2:07.195	1	6.893	2:09.363
1	1.683	2:16.808	17	3.406	2:09.001	128	4.573	2:09.297	128	7.078	2:08.707	128	9.922	2:09.186
17	2.475	2:17.600	97	4.034	2:09.068	65	4.859	2:08.494	65	7.282	2:08.625	65	10.130	2:09.190
97	3.036	2:18.161	65	4.183	2:08.986	99	5.804	2:09.102	99	8.737	2:09.135	99	12.252	2:09.857
65	3.267	2:18.392	99	4.520	2:11.193	22	9.420	2:11.223	22	14.443	2:11.225	22	20.103	2:12.002
22	4.243	2:19.368	9	5.994	2:09.300	9	10.947	2:12.771	9	14.945	2:10.200	64	21.052	2:11.164
9	4.764	2:19.889	22	6.015	2:09.842	97	10.965	2:14.749	97	15.068	2:10.305	97	21.332	2:12.606
29	5.290	2:20.415	29	6.501	2:09.281	72	11.558	2:10.602	72	15.200	2:09.844	23	23.066	2:11.620
72	7.163	2:22.288	72	8.774	2:09.681	29	12.442	2:13.759	29	15.702	2:09.462	29	24.623	2:15.263
64	7.360	2:22.485	64	9.267	2:09.977	64	12.605	2:11.156	64	16.230	2:09.827	68	24.959	2:12.373
68	7.946	2:23.071	23	11.412	2:11.443	23	13.491	2:09.897	23	17.788	2:10.499	9	25.583	2:16.980
23	8.039	2:23.164	68	12.341	2:12.465	68	14.695	2:10.172	68	18.928	2:10.435	46	26.162	2:10.663
46	11.594	2:26.719	46	15.254	2:11.730	46	17.510	2:10.074	46	21.841	2:10.533	72	34.308	2:25.450
31	12.851	2:27.976	41	20.396	2:14.436	41	28.022	2:15.444	41	37.346	2:15.526	41	46.188	2:15.184
90	13.672	2:28.797	31	20.932	2:16.151	31	29.452	2:16.338	31	38.750	2:15.500	31	47.675	2:15.267
41	14.030	2:29.155	90	21.944	2:16.342	90	30.322	2:16.196	90	39.520	2:15.400	129	49.499	2:15.991
129	14.716	2:29.841	129	23.050	2:16.404	129	31.230	2:15.998	129	39.850	2:14.822	90	50.340	2:17.162
19	15.034	2:30.159	191	24.237	2:16.511	191	31.674	2:15.255	191	40.559	2:15.087	191	51.770	2:17.553
191	15.796	2:30.921	19	25.205	2:18.241	19	32.322	2:14.935	19	41.188	2:15.068	19	52.040	2:17.194
63	20.756	2:35.881	63	41.255	2:28.569	63	1:01.914	2:28.477	63	1:24.541	2:28.829	63	1:45.479	2:27.280

5Club Racing MX5 Cup

RACE 7 - LAP CHART

LAP 6 @ 16:07:35.751			LAP 7 @ 16:09:41.985			LAP 8 @ 16:11:50.498		
NO	BEHIND	LAP TIME	NO	BEHIND	LAP TIME	NO	BEHIND	LAP TIME
71		2:06.887	71		2:06.234	71		2:08.513
70	7.364	2:08.339	63	1 Lap	2:29.592	17	10.395	2:09.157
17	7.783	2:08.358	17	9.751	2:08.202	1	10.469	2:08.630
44	7.929	2:08.604	70	10.347	2:09.217	70	10.845	2:09.011
13	8.154	2:08.508	1	10.352	2:07.967	44	11.045	2:08.635
1	8.619	2:08.613	44	10.923	2:09.228	128	18.291	2:10.750
128	12.095	2:09.060	128	16.054	2:10.193	65	18.800	2:11.103
65	12.245	2:09.002	65	16.210	2:10.199	63	1 Lap	2:29.341
99	15.887	2:10.522	99	21.002	2:11.349	99	23.367	2:10.878
22	24.045	2:10.829	22	28.768	2:10.957	22	30.548	2:10.293
64	24.352	2:10.187	64	28.965	2:10.847	64	30.746	2:10.294
97	24.658	2:10.213	97	29.212	2:10.788	97	30.993	2:10.294
23	26.325	2:10.146	23	30.628	2:10.537	23	32.088	2:09.973
29	26.740	2:09.004	29	31.364	2:10.858	9	32.681	2:09.379
68	28.129	2:10.057	9	31.815	2:09.603	29	33.320	2:10.469
9	28.446	2:09.750	68	32.608	2:10.713	46	33.926	2:09.136
46	29.088	2:09.813	46	33.303	2:10.449	68	35.624	2:11.529
72	37.747	2:10.326	72	41.243	2:09.730	72	44.056	2:11.326
31	56.720	2:15.932	13	46.786	2:44.866 P	129	1:13.132	2:16.602
129	57.031	2:14.419	129	1:05.043	2:14.246	31	1:15.387	2:16.621
90	57.661	2:14.208	31	1:07.279	2:16.793	19	1:15.812	2:16.060
19	58.493	2:13.340	90	1:07.988	2:16.561	90	1:16.599	2:17.124
191	1:00.020	2:15.137	191	1:08.105	2:14.319	41	1:17.086	2:16.180
41	1:01.692	2:22.391	19	1:08.265	2:16.006	191	1:20.269	2:20.677
			41	1:09.419	2:13.961			

5Club Racing MX5 Cup

RACE 7 - POSITION CHART

No	Name	Lap Pos	Lap								
			1	2	3	4	5	6	7	8	
99	VERNON	1	128	70	71	71	71	71	71	71	71
128	GORMER	2	70	71	70	70	70	70	70	17	17
70	PEARCE	3	71	13	13	13	44	17	70	1	
9	TOMLINSON	4	99	1	1	1	17	44	1	70	
13	LEACH	5	13	128	44	44	13	13	44	44	
44	HALLAM	6	44	44	17	17	1	1	128	128	
17	RICHARDSON	7	1	17	128	128	128	128	65	65	
1	JOHNSON	8	17	97	65	65	65	65	99	99	
71	SHORT	9	97	65	99	99	99	99	22	22	
65	WORTHINGTON	10	65	99	22	22	22	22	64	64	
97	LAWRENCE	11	22	9	9	9	64	64	97	97	
46	FAVOT	12	9	22	97	97	97	97	23	23	
22	JOHNSON	13	29	29	72	72	23	23	29	9	
64	LAWRENCE	14	72	72	29	29	29	29	9	29	
23	WARD	15	64	64	64	64	68	68	68	46	
29	BARNARD	16	68	23	23	23	9	9	46	68	
68	ROBINSON	17	23	68	68	68	46	46	72	72	
72	SHORT	18	46	46	46	46	72	72	13	129	
90	ROBINSON	19	31	41	41	41	41	31	129	31	
41	QUACH-TEA	20	90	31	31	31	31	129	31	19	
31	BURROWS	21	41	90	90	90	129	90	90	90	
19	BEALE	22	129	129	129	129	90	19	191	41	
129	BARNARD	23	19	191	191	191	191	191	19	191	
191	BARRETT	24	191	19	19	19	19	41	41		
63	DOWSON	25	63	63	63	63	63	63	63		

5Club Racing MX5 Cup

RACE 7 - LAP ANALYSIS

DIFF = Difference To Personal Best Lap

P1 71 Ben SHORT				
LAP	LAP TIME	DIFF	MPH	TIME OF DAY
1 -	2:15.505	9.303	71.51	15:57:00.812
2 -	2:07.795	1.593	75.83	15:59:08.607
3 -	2:07.713	1.511	75.88	16:01:16.320
4 -	2:06.202 (1)		76.79	16:03:22.522
5 -	2:06.342 (3)	0.140	76.70	16:05:28.864
6 -	2:06.887	0.685	76.37	16:07:35.751
7 -	2:06.234 (2)	0.032	76.77	16:09:41.985
8 -	2:08.513	2.311	75.41	16:11:50.498

P2 17 Oak RICHARDSON				
LAP	LAP TIME	DIFF	MPH	TIME OF DAY
1 -	2:17.600	10.405	70.43	15:57:02.907
2 -	2:09.001	1.806	75.12	15:59:11.908
3 -	2:07.942 (2)	0.747	75.74	16:01:19.850
4 -	2:07.195 (1)		76.19	16:03:27.045
5 -	2:08.131 (3)	0.936	75.63	16:05:35.176
6 -	2:08.358	1.163	75.50	16:07:43.534
7 -	2:08.202	1.007	75.59	16:09:51.736
8 -	2:09.157	1.962	75.03	16:12:00.893

P3 1 Jordan JOHNSON				
LAP	LAP TIME	DIFF	MPH	TIME OF DAY
1 -	2:16.808	10.044	70.83	15:57:02.115
2 -	2:09.323	2.559	74.93	15:59:11.438
3 -	2:06.764 (1)		76.45	16:01:18.202
4 -	2:08.192 (3)	1.428	75.59	16:03:26.394
5 -	2:09.363	2.599	74.91	16:05:35.757
6 -	2:08.613	1.849	75.35	16:07:44.370
7 -	2:07.967 (2)	1.203	75.73	16:09:52.337
8 -	2:08.630	1.866	75.34	16:12:00.967

P4 70 Michael PEARCE				
LAP	LAP TIME	DIFF	MPH	TIME OF DAY
1 -	2:15.219	7.243	71.67	15:57:00.526
2 -	2:07.976 (1)		75.72	15:59:08.502
3 -	2:08.559 (3)	0.583	75.38	16:01:17.061
4 -	2:08.671	0.695	75.31	16:03:25.732
5 -	2:09.044	1.068	75.10	16:05:34.776
6 -	2:08.339 (2)	0.363	75.51	16:07:43.115
7 -	2:09.217	1.241	75.00	16:09:52.332
8 -	2:09.011	1.035	75.11	16:12:01.343

P5 44 Matthew HALLAM				
LAP	LAP TIME	DIFF	MPH	TIME OF DAY
1 -	2:16.640	9.460	70.92	15:57:01.947
2 -	2:09.738	2.558	74.69	15:59:11.685
3 -	2:07.776 (2)	0.596	75.84	16:01:19.461
4 -	2:07.180 (1)		76.20	16:03:26.641
5 -	2:08.435 (3)	1.255	75.45	16:05:35.076
6 -	2:08.604	1.424	75.35	16:07:43.680
7 -	2:09.228	2.048	74.99	16:09:52.908
8 -	2:08.635	1.455	75.33	16:12:01.543

P6 65 Amy WORTHINGTON				
LAP	LAP TIME	DIFF	MPH	TIME OF DAY
1 -	2:18.392	9.898	70.02	15:57:03.699
2 -	2:08.986 (3)	0.492	75.13	15:59:12.685
3 -	2:08.494 (1)		75.42	16:01:21.179

DIFF = Difference To Personal Best Lap

4 -	2:08.625 (2)	0.131	75.34	16:03:29.804
5 -	2:09.190	0.696	75.01	16:05:38.994
6 -	2:09.002	0.508	75.12	16:07:47.996
7 -	2:10.199	1.705	74.43	16:09:58.195
8 -	2:11.103	2.609	73.92	16:12:09.298

P7 128 Samuel GORMER				
LAP	LAP TIME	DIFF	MPH	TIME OF DAY
1 -	2:15.125	6.418	71.72	15:57:00.432
2 -	2:11.164	2.457	73.88	15:59:11.596
3 -	2:09.297	0.590	74.95	16:01:20.893
4 -	2:08.707 (1)		75.29	16:03:29.600
5 -	2:09.186 (3)	0.479	75.01	16:05:38.786
6 -	2:09.060 (2)	0.353	75.09	16:07:47.846
7 -	2:10.193	1.486	74.43	16:09:58.039
8 -	2:10.750	2.043	74.12	16:12:08.789

P8 22 Adrian JOHNSON				
LAP	LAP TIME	DIFF	MPH	TIME OF DAY
1 -	2:19.368	9.526	69.53	15:57:04.675
2 -	2:09.842 (1)		74.63	15:59:14.517
3 -	2:11.223	1.381	73.85	16:01:25.740
4 -	2:11.225	1.383	73.85	16:03:36.965
5 -	2:12.002	2.160	73.41	16:05:48.967
6 -	2:10.829 (3)	0.987	74.07	16:07:59.796
7 -	2:10.957	1.115	74.00	16:10:10.753
8 -	2:10.293 (2)	0.451	74.38	16:12:21.046

P9 64 Scott LAWRENCE				
LAP	LAP TIME	DIFF	MPH	TIME OF DAY
1 -	2:22.485	12.658	68.01	15:57:07.792
2 -	2:09.977 (2)	0.150	74.56	15:59:17.769
3 -	2:11.156	1.329	73.89	16:01:28.925
4 -	2:09.827 (1)		74.64	16:03:38.752
5 -	2:11.164	1.337	73.88	16:05:49.916
6 -	2:10.187 (3)	0.360	74.44	16:08:00.103
7 -	2:10.847	1.020	74.06	16:10:10.950
8 -	2:10.294	0.467	74.38	16:12:21.244

P10 97 Jack LAWRENCE				
LAP	LAP TIME	DIFF	MPH	TIME OF DAY
1 -	2:18.161	9.093	70.14	15:57:03.468
2 -	2:09.068 (1)		75.08	15:59:12.536
3 -	2:14.749	5.681	71.92	16:01:27.285
4 -	2:10.305	1.237	74.37	16:03:37.590
5 -	2:12.606	3.538	73.08	16:05:50.196
6 -	2:10.213 (2)	1.145	74.42	16:08:00.409
7 -	2:10.788	1.720	74.09	16:10:11.197
8 -	2:10.294 (3)	1.226	74.38	16:12:21.491

P11 23 Martina WARD				
LAP	LAP TIME	DIFF	MPH	TIME OF DAY
1 -	2:23.164	13.267	67.69	15:57:08.471
2 -	2:11.443	1.546	73.73	15:59:19.914
3 -	2:09.897 (1)		74.60	16:01:29.811
4 -	2:10.499	0.602	74.26	16:03:40.310
5 -	2:11.620	1.723	73.63	16:05:51.930
6 -	2:10.146 (3)	0.249	74.46	16:08:02.076
7 -	2:10.537	0.640	74.24	16:10:12.613
8 -	2:09.973 (2)	0.076	74.56	16:12:22.586

5Club Racing MX5 Cup

RACE 7 - LAP ANALYSIS

DIFF = Difference To Personal Best Lap

P12 9 Ian TOMLINSON				
LAP	LAP TIME	DIFF	MPH	TIME OF DAY
1 -	2:19.889	10.589	69.27	15:57:05.196
2 -	2:09.300 (1)		74.95	15:59:14.496
3 -	2:12.771	3.471	72.99	16:01:27.267
4 -	2:10.200	0.900	74.43	16:03:37.467
5 -	2:16.980	7.680	70.74	16:05:54.447
6 -	2:09.750	0.450	74.69	16:08:04.197
7 -	2:09.603 (3)	0.303	74.77	16:10:13.800
8 -	2:09.379 (2)	0.079	74.90	16:12:23.179

P13 29 Mary BARNARD				
LAP	LAP TIME	DIFF	MPH	TIME OF DAY
1 -	2:20.415	11.411	69.01	15:57:05.722
2 -	2:09.281 (2)	0.277	74.96	15:59:15.003
3 -	2:13.759	4.755	72.45	16:01:28.762
4 -	2:09.462 (3)	0.458	74.85	16:03:38.224
5 -	2:15.263	6.259	71.64	16:05:53.487
6 -	2:09.004 (1)		75.12	16:08:02.491
7 -	2:10.858	1.854	74.05	16:10:13.349
8 -	2:10.469	1.465	74.28	16:12:23.818

P14 99 Martin VERNON				
LAP	LAP TIME	DIFF	MPH	TIME OF DAY
1 -	2:16.522	7.420	70.98	15:57:01.829
2 -	2:11.193	2.091	73.87	15:59:13.022
3 -	2:09.102 (1)		75.06	16:01:22.124
4 -	2:09.135 (2)	0.033	75.04	16:03:31.259
5 -	2:09.857 (3)	0.755	74.63	16:05:41.116
6 -	2:10.522	1.420	74.25	16:07:51.638
7 -	2:11.349	2.247	73.78	16:10:02.987
8 -	2:10.878	1.776	74.04	16:12:13.865

P15 46 Nicola FAVOT				
LAP	LAP TIME	DIFF	MPH	TIME OF DAY
1 -	2:26.719	17.583	66.05	15:57:12.026
2 -	2:11.730	2.594	73.56	15:59:23.756
3 -	2:10.074 (3)	0.938	74.50	16:01:33.830
4 -	2:10.533	1.397	74.24	16:03:44.363
5 -	2:10.663	1.527	74.17	16:05:55.026
6 -	2:09.813 (2)	0.677	74.65	16:08:04.839
7 -	2:10.449	1.313	74.29	16:10:15.288
8 -	2:09.136 (1)		75.04	16:12:24.424

P16 68 Stephen ROBINSON				
LAP	LAP TIME	DIFF	MPH	TIME OF DAY
1 -	2:23.071	13.014	67.73	15:57:08.378
2 -	2:12.465	2.408	73.16	15:59:20.843
3 -	2:10.172 (2)	0.115	74.44	16:01:31.015
4 -	2:10.435 (3)	0.378	74.29	16:03:41.450
5 -	2:12.373	2.316	73.21	16:05:53.823
6 -	2:10.057 (1)		74.51	16:08:03.880
7 -	2:10.713	0.656	74.14	16:10:14.593
8 -	2:11.529	1.472	73.68	16:12:26.122

P17 72 Matthew SHORT				
LAP	LAP TIME	DIFF	MPH	TIME OF DAY
1 -	2:22.288	12.607	68.11	15:57:07.595
2 -	2:09.681 (1)		74.73	15:59:17.276
3 -	2:10.602	0.921	74.20	16:01:27.878

DIFF = Difference To Personal Best Lap

4 -	2:09.844 (3)	0.163	74.63	16:03:37.722
5 -	2:25.450	15.769	66.62	16:06:03.172
6 -	2:10.326	0.645	74.36	16:08:13.498
7 -	2:09.730 (2)	0.049	74.70	16:10:23.228
8 -	2:11.326	1.645	73.79	16:12:34.554

P18 129 Paul BARNARD				
LAP	LAP TIME	DIFF	MPH	TIME OF DAY
1 -	2:29.841	15.595	64.67	15:57:15.148
2 -	2:16.404	2.158	71.04	15:59:31.552
3 -	2:15.998	1.752	71.26	16:01:47.550
4 -	2:14.822 (3)	0.576	71.88	16:04:02.372
5 -	2:15.991	1.745	71.26	16:06:18.363
6 -	2:14.419 (2)	0.173	72.09	16:08:32.782
7 -	2:14.246 (1)		72.19	16:10:47.028
8 -	2:16.602	2.356	70.94	16:13:03.630

P19 31 Neil BURROWS				
LAP	LAP TIME	DIFF	MPH	TIME OF DAY
1 -	2:27.976	12.709	65.49	15:57:13.283
2 -	2:16.151	0.884	71.18	15:59:29.434
3 -	2:16.338	1.071	71.08	16:01:45.772
4 -	2:15.500 (2)	0.233	71.52	16:04:01.272
5 -	2:15.267 (1)		71.64	16:06:16.539
6 -	2:15.932 (3)	0.665	71.29	16:08:32.471
7 -	2:16.793	1.526	70.84	16:10:49.264
8 -	2:16.621	1.354	70.93	16:13:05.885

P20 19 Andrew BEALE				
LAP	LAP TIME	DIFF	MPH	TIME OF DAY
1 -	2:30.159	16.819	64.54	15:57:15.466
2 -	2:18.241	4.901	70.10	15:59:33.707
3 -	2:14.935 (2)	1.595	71.82	16:01:48.642
4 -	2:15.068 (3)	1.728	71.75	16:04:03.710
5 -	2:17.194	3.854	70.63	16:06:20.904
6 -	2:13.340 (1)		72.68	16:08:34.244
7 -	2:16.006	2.666	71.25	16:10:50.250
8 -	2:16.060	2.720	71.22	16:13:06.310

P21 90 Andrew ROBINSON				
LAP	LAP TIME	DIFF	MPH	TIME OF DAY
1 -	2:28.797	14.589	65.13	15:57:14.104
2 -	2:16.342	2.134	71.08	15:59:30.446
3 -	2:16.196 (3)	1.988	71.15	16:01:46.642
4 -	2:15.400 (2)	1.192	71.57	16:04:02.042
5 -	2:17.162	2.954	70.65	16:06:19.204
6 -	2:14.208 (1)		72.21	16:08:33.412
7 -	2:16.561	2.353	70.96	16:10:49.973
8 -	2:17.124	2.916	70.67	16:13:07.097

P22 41 Alexandre QUACH-TEA				
LAP	LAP TIME	DIFF	MPH	TIME OF DAY
1 -	2:29.155	15.194	64.97	15:57:14.462
2 -	2:14.436 (2)	0.475	72.08	15:59:28.898
3 -	2:15.444	1.483	71.55	16:01:44.342
4 -	2:15.526	1.565	71.50	16:03:59.868
5 -	2:15.184 (3)	1.223	71.68	16:06:15.052
6 -	2:22.391	8.430	68.06	16:08:37.443
7 -	2:13.961 (1)		72.34	16:10:51.404
8 -	2:16.180	2.219	71.16	16:13:07.584

5Club Racing MX5 Cup

RACE 7 - LAP ANALYSIS

DIFF = Difference To Personal Best Lap

P23 191 Philip Andrew BARRETT				
LAP	LAP TIME	DIFF	MPH	TIME OF DAY
1 -	2:30.921	16.602	64.21	15:57:16.228
2 -	2:16.511	2.192	70.99	15:59:32.739
3 -	2:15.255	0.936	71.65	16:01:47.994
4 -	2:15.087 (2)	0.768	71.74	16:04:03.081
5 -	2:17.553	3.234	70.45	16:06:20.634
6 -	2:15.137 (3)	0.818	71.71	16:08:35.771
7 -	2:14.319 (1)		72.15	16:10:50.090
8 -	2:20.677	6.358	68.89	16:13:10.767

P24 63 Stewart DOWSON				
LAP	LAP TIME	DIFF	MPH	TIME OF DAY
1 -	2:35.881	8.601	62.17	15:57:21.188
2 -	2:28.569 (3)	1.289	65.23	15:59:49.757
3 -	2:28.477 (2)	1.197	65.27	16:02:18.234
4 -	2:28.829	1.549	65.11	16:04:47.063
5 -	2:27.280 (1)		65.80	16:07:14.343
6 -	2:29.592	2.312	64.78	16:09:43.935
7 -	2:29.341	2.061	64.89	16:12:13.276

P25 13 Scott LEACH				
LAP	LAP TIME	DIFF	MPH	TIME OF DAY
1 -	2:16.622	9.424	70.93	15:57:01.929
2 -	2:08.583	1.385	75.37	15:59:10.512
3 -	2:07.198 (1)		76.19	16:01:17.710
4 -	2:08.363 (2)	1.165	75.49	16:03:26.073
5 -	2:09.324	2.126	74.93	16:05:35.397
6 -	2:08.508 (3)	1.310	75.41	16:07:43.905
7 -	2:44.866 P	37.668	58.78	16:10:28.771

5Club Racing MX5 Cup

RACE 7 - STATISTICS

Competitors Started	25
Planned Start	2024-09-21 @ 15:50:00.000
Actual Start	2024-09-21 @ 15:54:45.306
Finish Time	2024-09-21 @ 16:11:48.504
Track Length	2.6920mi.
Total Laps	198
Total Distance Covered	533.0216mi.

Session Fastest Lap History

NO	NAME	LAP TIME	TIME OF DAY	LAP	VEHICLE
128	Samuel GORMER	2:15.125	15:57:00.420	1	Mazda MX5
70	Michael PEARCE	2:07.976	15:59:08.497	2	Mazda MX5
71	Ben SHORT	2:07.795	15:59:08.607	2	Mazda MX5
71	Ben SHORT	2:07.713	16:01:16.318	3	Mazda MX5
13	Scott LEACH	2:07.198	16:01:17.712	3	Mazda MX5
1	Jordan JOHNSON	2:06.764	16:01:18.197	3	Mazda MX5
71	Ben SHORT	2:06.202	16:03:22.521	4	Mazda MX5

Session Leader History

NO	NAME	FROM LAP	LAPS LED	DISTANCE	VEHICLE
128	Samuel GORMER	1	1	2.69 miles	Mazda MX5
70	Michael PEARCE	2	1	2.69 miles	Mazda MX5
71	Ben SHORT	3	6	16.15 miles	Mazda MX5

Flag History

TYPE	TIME OF DAY
GREEN	15:54:45.306
FINISH	16:11:48.504

Flag Statistics

TYPE	COUNT	TOTAL LAPS	TOTAL TIME
Green	1	8	18:43.203
Red	0	0	0.000
Safety Car	0	0	0.000
FCY	0	0	0.000