



# K-TEC RACING CLIO SPORT CHAMPIONSHIP



750 Motor Club Race Meeting  
Oulton Park International  
21<sup>st</sup> September 2024



OultonPark

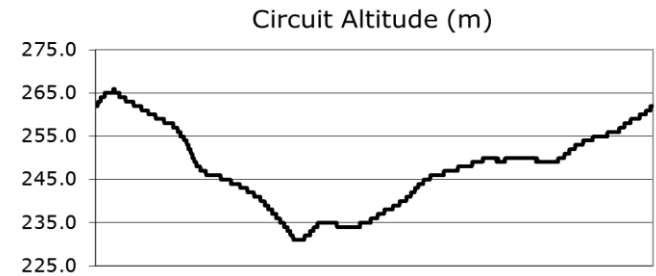
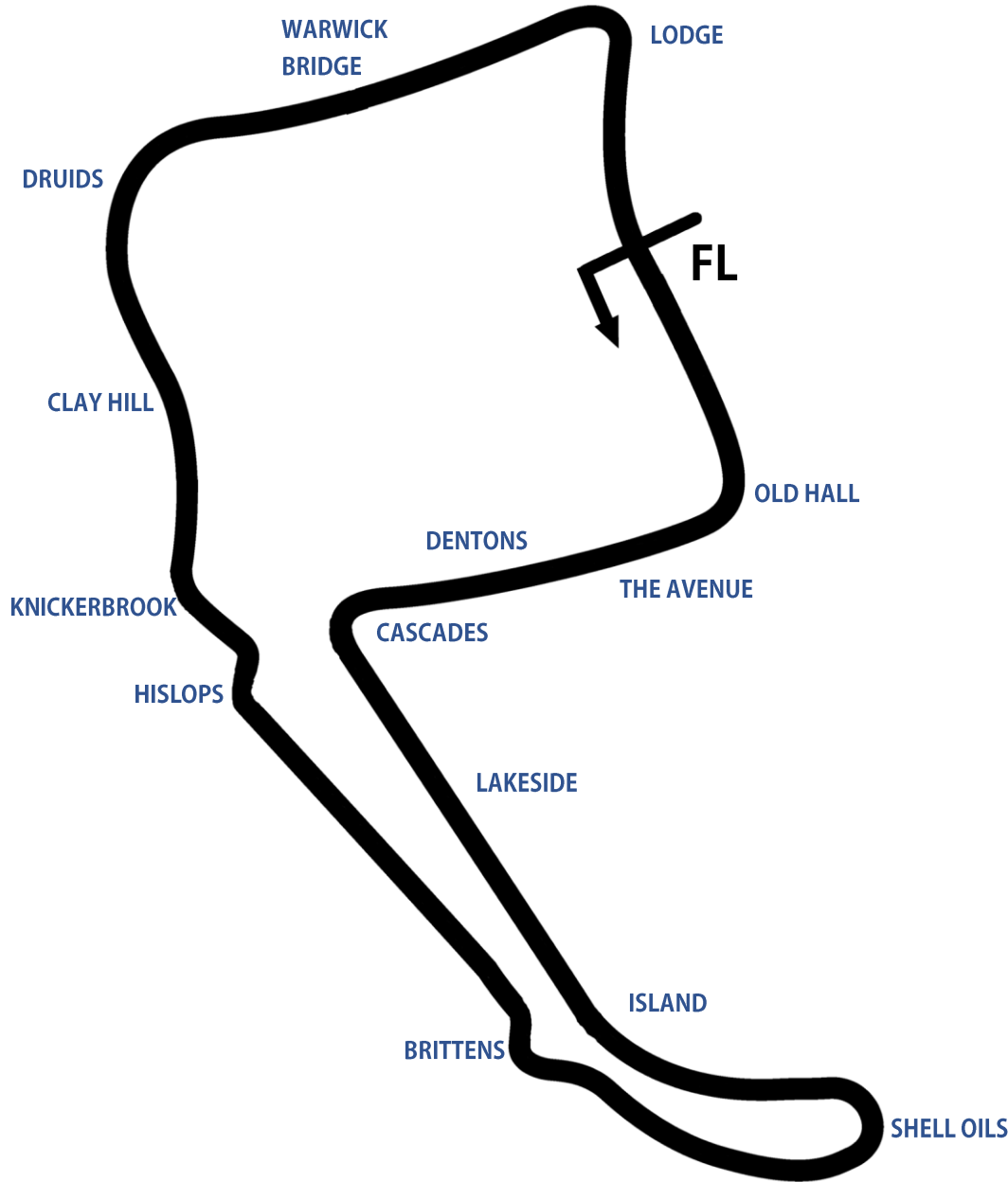
# Oulton Park International Circuit

Little Budworth, Tarporley, Cheshire, UK



SPORTS TIMING

TIMING SOLUTIONS LTD



Length	2.6920 miles   4.332 km   4332.4m		
FL		53.17997 N	2.61294 W
Pit Entry	4314m	53.18011 N	2.61306 W
Pit Exit	180m after FL	53.17836 N	2.61232 W
Pit Entry - Pit Exit	199m, 14.3s @ 50kph, 11.9s @ 60kph		

Results & Live Timing available at – [www.tsl-timing.com](http://www.tsl-timing.com)

Updated - 24/01/2024 11:06

# Clio Sport Championship + Alfa Romeo / Allcomers

## QUALIFYING - CLASSIFICATION Amended

POS	NO	CL	PIC	NAME	ENTRY	TIME	ON	LAPS	GAP	DIFF	MPH
1	11		1	Paul COLLINGWOOD	Eclipse SM1	1:48.032	3	6			89.70
2	98		2	John CUTMORE	Spire RB7	1:48.447	5	6	0.415	0.415	89.36
3	43		3	Steve CHEETHAM	Porsche 911 GT3 Cup	1:50.666	5	5	2.634	2.219	87.57
4	40*	ARM	1	Jamie THWAITES	Alfa Romeo Giulietta TCR	1:50.841	6	6	2.809	0.175	87.43
5	64		4	Anton LANDON	Cyana MK2	1:53.165	5	6	5.133	2.324	85.63
6	10		5	Nigel BROWN	Sylva Phaser	1:57.585	5	6	9.553	4.420	82.41
7	33	ART	1	Toby BROOME	Alfa Romeo 147 GTA	1:57.648	6	6	9.616	0.063	82.37
8	87	ARM	2	Jack BERRY	Alfa Romeo MiTo	1:58.006	5	6	9.974	0.358	82.12
9	20		6	Mark GOODWIN	Spire GT3S	1:58.113	1	3	10.081	0.107	82.05
10	57*	ARP	1	Paul PLANT	Alfa Romeo Giulietta	2:01.615	4	4	13.583	3.502	79.68
11	79	ARP	2	Dave MESSENGER	Alfa Romeo 156	2:02.067	5	5	14.035	0.452	79.39
12	14*	ARM	3	Andy PAGE	Alfa Romeo Giulietta 116	2:02.660	5	5	14.628	0.593	79.00
13	72	A	1	Peter OCONNOR	Renault Clio 182	2:02.807	2	5	14.775	0.147	78.91
14	30	B	1	Darren RANSOM	Renault Clio 197	2:02.859	4	5	14.827	0.052	78.88
15	30*	ARP	3	Stacey DENNIS	Alfa Romeo Giulietta	2:03.487	5	5	15.455	0.628	78.48
16	297	B	2	Yan WHITTAKER	Renault Clio 197	2:03.529	5	5	15.497	0.042	78.45
17	55	B	3	Justin GRIFFITHS	Renault Clio 197	2:03.646	3	4	15.614	0.117	78.37
18	111*	B	4	Nic HARRISON	Renault Clio 197	2:03.783	2	5	15.751	0.137	78.29
19	1	B	5	Chris LAWRENCE	Renault Clio 197	2:04.098	3	5	16.066	0.315	78.09
20	7*	A	2	Stephen RICHARDSON	Renault Clio 182	2:04.283	3	5	16.251	0.185	77.97
21	10	A	3	Joshua NORTH	Renault Clio 182	2:04.336	3	5	16.304	0.053	77.94
22	14	B	6	Jack MCCONNELL	Renault Clio 197	2:04.424	5	5	16.392	0.088	77.88
23	62	A	4	Max MARTIN	Renault Clio 182	2:04.574	5	5	16.542	0.150	77.79
24	75	A	5	Greg HILL	Renault Clio 182	2:04.691	3	5	16.659	0.117	77.72
25	12	B	7	Matt HIPKINS	Renault Clio 197	2:04.853	2	5	16.821	0.162	77.62
26	90		7	Jon HOBBS	Peugeot 106 Rallye	2:05.459	5	5	17.427	0.606	77.24
27	13	A	6	Mark EYNOTT	Renault Clio 182	2:05.785	3	5	17.753	0.326	77.04
28	59	ARM	4	Mark SKEGGS	Alfa Romeo GTV	2:06.044	3	4	18.012	0.259	76.88
29	18	ARP	4	Nathan BIGNELL	Alfa Romeo 33	2:07.192	5	5	19.160	1.148	76.19
30	18	A	7	Mark WITHERINGTON	Renault Clio 182	2:07.503	4	4	19.471	0.311	76.00
31	9	ARP	5	Richard FORD	Alfa Romeo GT	2:10.507	3	5	22.475	3.004	74.25
32	215	ARM	5	Thomas LAUDAGE	Alfa Romeo 4C	2:11.188	4	4	23.156	0.681	73.87
33	715*	ART	2	James POWELL	Alfa Romeo 147	2:12.073	3	5	24.041	0.885	73.37
34	92		8	Lee KENEALY	Citroen Saxo VTR	2:12.393	4	5	24.361	0.320	73.20
35	11	A	8	David REDSHAW	Renault Clio 182	2:14.893	4	4	26.861	2.500	71.84
36	8	A	9	Chloe DALY	Renault Clio 182	2:15.810	4	4	27.778	0.917	71.35
37	57*	A	10	Matthew PONCIA	Renault Clio 182	2:16.424	4	4	28.392	0.614	71.03
38	888		9	Stuart ENTWISTLE	Porsche 911SC	2:16.863	3	4	28.831	0.439	70.81
39	78	ART	3	Edward ROBINSON	Alfa Romeo 156 Twin Spark 2.0			0			

### Comments:

Car 75 - Fastest lap disallowed - short circuit  
 No. 7, 40, 57, 111, 715 - 1 Lap time disallowed; exceeding track limits.  
 No. 14 - 2 Lap times disallowed; exceeding track limits.  
 No. 30 - 3 Lap times disallowed; exceeding track limits.

Weather / Track : Bright / Dry

These results are provisional until the conclusion of any judicial and technical matters.

Date: 21/09/2024 Start: 10:06 Finish: 10:30

Oulton Park International: 2.6920 miles

Clerk Of Course:

*Lynne Spurr*

Stewards:

Timekeeper:

*Eric Cowell*



# Clio Sport Championship + Alfa Romeo / Allcomers

## QUALIFYING - LAP ANALYSIS

DIFF = Difference To Personal Best Lap

P1 11 Paul COLLINGWOOD				
LAP	LAP TIME	DIFF	MPH	TIME OF DAY
1 -	13:20.562	11:32.530	12.10	10:21:55.023
2 -	1:51.296	3.264	87.07	10:23:46.319
3 -	<b>1:48.032 (1)</b>		<b>89.70</b>	<b>10:25:34.351</b>
4 -	1:49.908 (3)	1.876	88.17	10:27:24.259
5 -	1:48.354 (2)	0.322	89.44	10:29:12.613
6 -	1:56.732	8.700	83.02	10:31:09.345

P2 98 John CUTMORE				
LAP	LAP TIME	DIFF	MPH	TIME OF DAY
1 -	13:10.581	11:22.134	12.25	10:22:10.836
2 -	1:52.612	4.165	86.05	10:24:03.448
3 -	1:49.039 (2)	0.592	88.87	10:25:52.487
4 -	1:53.979	5.532	85.02	10:27:46.466
5 -	<b>1:48.447 (1)</b>		<b>89.36</b>	<b>10:29:34.913</b>
6 -	1:52.120 (3)	3.673	86.43	10:31:27.033

P3 43 Steve CHEETHAM				
LAP	LAP TIME	DIFF	MPH	TIME OF DAY
1 -	13:16.007	11:25.341	12.17	10:21:53.670
2 -	1:51.425 (2)	0.759	86.97	10:23:45.095
3 -	1:52.245	1.579	86.34	10:25:37.340
4 -	1:52.108 (3)	1.442	86.44	10:27:29.448
5 -	<b>1:50.666 (1)</b>		<b>87.57</b>	<b>10:29:20.114</b>

P4 40 Jamie THWAITES				
LAP	LAP TIME	DIFF	MPH	TIME OF DAY
1 -	13:06.193	11:15.352	12.32	10:21:56.042
2 -	1:57.904 D	7.060	82.19	10:23:53.943
3 -	1:52.615	1.774	86.05	10:25:46.558
4 -	1:51.555 (3)	0.714	86.87	10:27:38.113
5 -	1:51.548 (2)	0.707	86.88	10:29:29.661
6 -	<b>1:50.841 (1)</b>		<b>87.43</b>	<b>10:31:20.502</b>

P5 64 Anton LANDON				
LAP	LAP TIME	DIFF	MPH	TIME OF DAY
1 -	13:05.353	11:12.188	12.34	10:22:08.488
2 -	1:59.127	5.962	81.35	10:24:07.615
3 -	1:55.317	2.152	84.04	10:26:02.932
4 -	1:55.091 (3)	1.926	84.20	10:27:58.023
5 -	<b>1:53.165 (1)</b>		<b>85.63</b>	<b>10:29:51.188</b>
6 -	1:53.902 (2)	0.737	85.08	10:31:45.090

P6 10 Nigel BROWN				
LAP	LAP TIME	DIFF	MPH	TIME OF DAY
1 -	13:22.847	11:25.262	12.07	10:22:15.684
2 -	2:00.287	2.702	80.56	10:24:15.971
3 -	1:59.377	1.792	81.18	10:26:15.348
4 -	1:57.872 (2)	0.287	82.21	10:28:13.220
5 -	<b>1:57.585 (1)</b>		<b>82.41</b>	<b>10:30:10.805</b>
6 -	1:58.847 (3)	1.262	81.54	10:32:09.652

P7 33 Toby BROOME				
LAP	LAP TIME	DIFF	MPH	TIME OF DAY
1 -	13:20.879	11:23.231	12.10	10:22:00.726
2 -	2:05.201	7.553	77.40	10:24:05.927
3 -	1:59.957 (3)	2.309	80.78	10:26:05.884
4 -	2:00.987	3.339	80.10	10:28:06.871

DIFF = Difference To Personal Best Lap

5 -	1:59.715 (2)	2.067	80.95	10:30:06.586
6 -	<b>1:57.648 (1)</b>		<b>82.37</b>	<b>10:32:04.234</b>

P8 87 Jack BERRY				
LAP	LAP TIME	DIFF	MPH	TIME OF DAY
1 -	13:02.628	11:04.622	12.38	10:22:04.988
2 -	2:02.156	4.150	79.33	10:24:07.144
3 -	1:58.920 (3)	0.914	81.49	10:26:06.064
4 -	1:58.515 (2)	0.509	81.77	10:28:04.579
5 -	<b>1:58.006 (1)</b>		<b>82.12</b>	<b>10:30:02.585</b>
6 -	1:59.446	1.440	81.13	10:32:02.031

P9 20 Mark GOODWIN				
LAP	LAP TIME	DIFF	MPH	TIME OF DAY
1 -	<b>1:58.113 (1)</b>		<b>82.05</b>	<b>10:23:52.494</b>
2 -	2:53.092 (2)	54.979	55.98	10:26:45.586
3 -	2:26.878 P	28.765	65.98	10:29:12.464

P10 57 Paul PLANT				
LAP	LAP TIME	DIFF	MPH	TIME OF DAY
1 -	2:06.609 D	4.994	76.54	10:24:40.613
2 -	2:04.276 (2)	2.661	77.98	10:26:44.889
3 -	2:10.673 (3)	9.058	74.16	10:28:55.562
4 -	<b>2:01.615 (1)</b>		<b>79.68</b>	<b>10:30:57.177</b>

P11 79 Dave MESSENGER				
LAP	LAP TIME	DIFF	MPH	TIME OF DAY
1 -	13:53.267	11:51.200	11.63	10:23:08.872
2 -	2:05.528 (3)	3.461	77.20	10:25:14.400
3 -	2:02.588 (2)	0.521	79.05	10:27:16.988
4 -	2:06.207	4.140	76.78	10:29:23.195
5 -	<b>2:02.067 (1)</b>		<b>79.39</b>	<b>10:31:25.262</b>

P12 75 Greg HILL				
LAP	LAP TIME	DIFF	MPH	TIME OF DAY
1 -	2:06.383	4.267	76.68	10:23:34.540
2 -	2:04.853 (3)	2.737	77.62	10:25:39.393
3 -	2:04.691 (2)	2.575	77.72	10:27:44.084
4 -	2:20.684	18.568	68.88	10:30:04.768
5 -	<b>2:02.116 (1)</b>		<b>79.36</b>	<b>10:32:06.884</b>

P13 14 Andy PAGE				
LAP	LAP TIME	DIFF	MPH	TIME OF DAY
1 -	13:01.202	10:58.542	12.40	10:22:24.398
2 -	2:05.052 (2)	2.392	77.49	10:24:29.450
3 -	2:09.627 D	6.967	74.76	10:26:39.077
4 -	2:03.584 D	0.921	78.42	10:28:42.658
5 -	<b>2:02.660 (1)</b>		<b>79.00</b>	<b>10:30:45.318</b>

P14 72 Peter OCONNOR				
LAP	LAP TIME	DIFF	MPH	TIME OF DAY
1 -	2:15.158	12.351	71.70	10:23:56.581
2 -	<b>2:02.807 (1)</b>		<b>78.91</b>	<b>10:25:59.388</b>
3 -	2:04.195 (2)	1.388	78.03	10:28:03.583
4 -	2:04.456 (3)	1.649	77.86	10:30:08.039
5 -	2:04.736	1.929	77.69	10:32:12.775

# Clio Sport Championship + Alfa Romeo / Allcomers

## QUALIFYING - LAP ANALYSIS

DIFF = Difference To Personal Best Lap

P15 30 Darren RANSOM				
LAP	LAP TIME	DIFF	MPH	TIME OF DAY
1 -	2:04.627 (3)	1.768	77.76	10:23:18.984
2 -	2:04.790	1.931	77.66	10:25:23.774
3 -	2:03.324 (2)	0.465	78.58	10:27:27.098
4 -	<b>2:02.859 (1)</b>		<b>78.88</b>	<b>10:29:29.957</b>
5 -	2:11.927 P	9.068	73.45	10:31:41.884

P16 30 Stacey DENNIS				
LAP	LAP TIME	DIFF	MPH	TIME OF DAY
1 -	2:02.759 D		78.94	10:23:14.421
2 -	2:18.424 (2)	14.937	70.01	10:25:32.845
3 -	2:03.084 D		78.73	10:27:35.929
4 -	2:00.439 D		80.46	10:29:36.368
5 -	<b>2:03.487 (1)</b>		<b>78.48</b>	<b>10:31:39.855</b>

P17 297 Yan WHITTAKER				
LAP	LAP TIME	DIFF	MPH	TIME OF DAY
1 -	2:04.474	0.945	77.85	10:23:28.200
2 -	2:04.442 (3)	0.913	77.87	10:25:32.642
3 -	2:16.645	13.116	70.92	10:27:49.287
4 -	2:03.924 (2)	0.395	78.20	10:29:53.211
5 -	<b>2:03.529 (1)</b>		<b>78.45</b>	<b>10:31:56.740</b>

P18 55 Justin GRIFFITHS				
LAP	LAP TIME	DIFF	MPH	TIME OF DAY
1 -	2:14.634 (3)	10.988	71.98	10:23:33.394
2 -	2:04.526 (2)	0.880	77.82	10:25:37.920
3 -	<b>2:03.646 (1)</b>		<b>78.37</b>	<b>10:27:41.566</b>
4 -	2:19.303 P	15.657	69.56	10:30:00.869

P19 111 Nic HARRISON				
LAP	LAP TIME	DIFF	MPH	TIME OF DAY
1 -	2:04.356 (3)	0.573	77.93	10:23:23.896
2 -	<b>2:03.783 (1)</b>		<b>78.29</b>	<b>10:25:27.679</b>
3 -	2:05.350	1.567	77.31	10:27:33.029
4 -	2:04.645 D	0.862	77.75	10:29:37.674
5 -	2:03.948 (2)	0.165	78.18	10:31:41.622

P20 1 Chris LAWRENCE				
LAP	LAP TIME	DIFF	MPH	TIME OF DAY
1 -	2:05.369	1.271	77.30	10:23:32.487
2 -	2:04.410 (3)	0.312	77.89	10:25:36.897
3 -	<b>2:04.098 (1)</b>		<b>78.09</b>	<b>10:27:40.995</b>
4 -	2:05.657	1.559	77.12	10:29:46.652
5 -	2:04.371 (2)	0.273	77.92	10:31:51.023

P21 7 Stephen RICHARDSON				
LAP	LAP TIME	DIFF	MPH	TIME OF DAY
1 -	2:04.686 (3)	0.403	77.72	10:23:18.474
2 -	2:06.404	2.121	76.66	10:25:24.878
3 -	<b>2:04.283 (1)</b>		<b>77.97</b>	<b>10:27:29.161</b>
4 -	2:04.571 D	0.288	77.79	10:29:33.732
5 -	2:04.558 (2)	0.275	77.80	10:31:38.290

P22 10 Joshua NORTH				
LAP	LAP TIME	DIFF	MPH	TIME OF DAY
1 -	2:04.985	0.649	77.53	10:23:36.681

DIFF = Difference To Personal Best Lap

2 -	2:05.105	0.769	77.46	10:25:41.786
3 -	<b>2:04.336 (1)</b>		<b>77.94</b>	<b>10:27:46.122</b>
4 -	2:04.366 (2)	0.030	77.92	10:29:50.488
5 -	2:04.892 (3)	0.556	77.59	10:31:55.380

P23 14 Jack MCCONNELL				
LAP	LAP TIME	DIFF	MPH	TIME OF DAY
1 -	2:09.087	4.663	75.07	10:23:51.136
2 -	2:07.991	3.567	75.71	10:25:59.127
3 -	2:05.677 (3)	1.253	77.11	10:28:04.804
4 -	2:05.088 (2)	0.664	77.47	10:30:09.892
5 -	<b>2:04.424 (1)</b>		<b>77.88</b>	<b>10:32:14.316</b>

P24 62 Max MARTIN				
LAP	LAP TIME	DIFF	MPH	TIME OF DAY
1 -	2:08.323	3.749	75.52	10:23:54.082
2 -	2:06.379	1.805	76.68	10:26:00.461
3 -	2:05.736 (3)	1.162	77.07	10:28:06.197
4 -	2:04.905 (2)	0.331	77.58	10:30:11.102
5 -	<b>2:04.574 (1)</b>		<b>77.79</b>	<b>10:32:15.676</b>

P25 12 Matt HIPKINS				
LAP	LAP TIME	DIFF	MPH	TIME OF DAY
1 -	2:16.914	12.061	70.78	10:23:58.054
2 -	<b>2:04.853 (1)</b>		<b>77.62</b>	<b>10:26:02.907</b>
3 -	2:05.878 (3)	1.025	76.98	10:28:08.785
4 -	2:06.238	1.385	76.77	10:30:15.023
5 -	2:05.716 (2)	0.863	77.08	10:32:20.739

P26 90 Jon HOBBS				
LAP	LAP TIME	DIFF	MPH	TIME OF DAY
1 -	13:06.978	11:01.519	12.31	10:22:20.105
2 -	2:09.992 (2)	4.533	74.55	10:24:30.097
3 -	2:13.703	8.244	72.48	10:26:43.800
4 -	2:12.879 (3)	7.420	72.93	10:28:56.679
5 -	<b>2:05.459 (1)</b>		<b>77.24</b>	<b>10:31:02.138</b>

P27 13 Mark EYNOTT				
LAP	LAP TIME	DIFF	MPH	TIME OF DAY
1 -	2:08.593	2.808	75.36	10:23:49.395
2 -	2:08.200 (3)	2.415	75.59	10:25:57.595
3 -	<b>2:05.785 (1)</b>		<b>77.04</b>	<b>10:28:03.380</b>
4 -	2:16.371	10.586	71.06	10:30:19.751
5 -	2:07.168 (2)	1.383	76.20	10:32:26.919

P28 59 Mark SKEGGS				
LAP	LAP TIME	DIFF	MPH	TIME OF DAY
1 -	2:09.717 (3)	3.673	74.71	10:24:45.911
2 -	2:09.636 (2)	3.592	74.75	10:26:55.547
3 -	<b>2:06.044 (1)</b>		<b>76.88</b>	<b>10:29:01.591</b>
4 -	2:10.451	4.407	74.29	10:31:12.042

P29 18 Nathan BIGNELL				
LAP	LAP TIME	DIFF	MPH	TIME OF DAY
1 -	13:05.657	10:58.465	12.33	10:22:13.467
2 -	2:11.053 (3)	3.861	73.94	10:24:24.520
3 -	2:15.940	8.748	71.29	10:26:40.460
4 -	2:09.675 (2)	2.483	74.73	10:28:50.135
5 -	<b>2:07.192 (1)</b>		<b>76.19</b>	<b>10:30:57.327</b>

# Clio Sport Championship + Alfa Romeo / Allcomers

## QUALIFYING - LAP ANALYSIS

DIFF = Difference To Personal Best Lap

<b>P30 18 Mark WITHERINGTON</b>				
LAP	LAP TIME	DIFF	MPH	TIME OF DAY
1 -	2:09.985	2.482	74.55	10:24:17.287
2 -	2:07.670 (2)	0.167	75.90	10:26:24.957
3 -	2:08.495 (3)	0.992	75.42	10:28:33.452
4 -	<b>2:07.503 (1)</b>		<b>76.00</b>	<b>10:30:40.955</b>

<b>P31 9 Richard FORD</b>				
LAP	LAP TIME	DIFF	MPH	TIME OF DAY
1 -	13:32.680	11:22.173	11.92	10:22:24.906
2 -	2:11.050 (3)	0.543	73.95	10:24:35.956
3 -	<b>2:10.507 (1)</b>		<b>74.25</b>	<b>10:26:46.463</b>
4 -	2:11.189	0.682	73.87	10:28:57.652
5 -	2:10.801 (2)	0.294	74.09	10:31:08.453

<b>P32 215 Thomas LAUDAGE</b>				
LAP	LAP TIME	DIFF	MPH	TIME OF DAY
1 -	2:13.482	2.294	72.60	10:24:09.479
2 -	2:11.345 (2)	0.157	73.78	10:26:20.824
3 -	2:12.285 (3)	1.097	73.26	10:28:33.109
4 -	<b>2:11.188 (1)</b>		<b>73.87</b>	<b>10:30:44.297</b>

<b>P33 715 James POWELL</b>				
LAP	LAP TIME	DIFF	MPH	TIME OF DAY
1 -	13:17.258	11:05.185	12.15	10:22:44.423
2 -	2:13.988 (2)	1.915	72.32	10:24:58.411
3 -	<b>2:12.073 (1)</b>		<b>73.37</b>	<b>10:27:10.484</b>
4 -	2:14.989 (3)	2.916	71.79	10:29:25.473
5 -	<del>2:20.534</del> D	8.458	68.96	10:31:46.004

<b>P34 92 Lee KENEALY</b>				
LAP	LAP TIME	DIFF	MPH	TIME OF DAY
1 -	13:14.770	11:02.377	12.19	10:22:30.315
2 -	2:14.921	2.528	71.82	10:24:45.236
3 -	2:13.472 (3)	1.079	72.60	10:26:58.708
4 -	<b>2:12.393 (1)</b>		<b>73.20</b>	<b>10:29:11.101</b>
5 -	2:12.641 (2)	0.248	73.06	10:31:23.742

<b>P35 11 David REDSHAW</b>				
LAP	LAP TIME	DIFF	MPH	TIME OF DAY
1 -	2:21.099	6.206	68.68	10:24:24.412
2 -	2:19.710 (3)	4.817	69.36	10:26:44.122
3 -	2:17.398 (2)	2.505	70.53	10:29:01.520
4 -	<b>2:14.893 (1)</b>		<b>71.84</b>	<b>10:31:16.413</b>

<b>P36 8 Chloe DALY</b>				
LAP	LAP TIME	DIFF	MPH	TIME OF DAY
1 -	2:25.813	10.003	66.46	10:24:46.258
2 -	2:20.930 (3)	5.120	68.76	10:27:07.188
3 -	2:19.476 (2)	3.666	69.48	10:29:26.664
4 -	<b>2:15.810 (1)</b>		<b>71.35</b>	<b>10:31:42.474</b>

<b>P37 57 Matthew PONCIA</b>				
LAP	LAP TIME	DIFF	MPH	TIME OF DAY
1 -	2:19.821	3.397	69.31	10:24:23.431
2 -	2:17.559 (3)	1.135	70.45	10:26:40.990
3 -	2:16.471 (2)	0.047	71.01	10:28:57.461
4 -	<b>2:16.424 (1)</b>		<b>71.03</b>	<b>10:31:13.885</b>

DIFF = Difference To Personal Best Lap

<b>P38 888 Stuart ENTWISTLE</b>				
LAP	LAP TIME	DIFF	MPH	TIME OF DAY
1 -	2:23.161	6.298	67.69	10:24:21.417
2 -	2:18.650 (2)	1.787	69.89	10:26:40.067
3 -	<b>2:16.863 (1)</b>		<b>70.81</b>	<b>10:28:56.930</b>
4 -	2:21.154 (3)	4.291	68.65	10:31:18.084

# Clio Sport Championship + Alfa Romeo / Allcomers

## QUALIFYING - STATISTICS

**Competitors Started** 39  
**Planned Start** 2024-09-21 @ 10:10:00.000  
**Actual Start** 2024-09-21 @ 10:06:20.632  
**Finish Time** 2024-09-21 @ 10:30:34.830  
**Track Length** 2.6920mi.  
**Total Laps** 186  
**Total Distance Covered** 500.7173mi.

### Session Fastest Lap History

NO	CL	NAME	LAP TIME	TIME OF DAY	LAP	VEHICLE
7	A	Stephen RICHARDSON	<b>2:04.686</b>	10:23:18.466	1	Renault Clio 182
30	B	Darren RANSOM	<b>2:04.627</b>	10:23:18.975	1	Renault Clio 197
111	B	Nic HARRISON	<b>2:04.356</b>	10:23:23.892	1	Renault Clio 197
43		Steve CHEETHAM	<b>1:51.425</b>	10:23:45.105	2	Porsche 911 GT3 Cup
11		Paul COLLINGWOOD	<b>1:51.296</b>	10:23:46.309	2	Eclipse SM1
11		Paul COLLINGWOOD	<b>1:48.032</b>	10:25:34.342	3	Eclipse SM1

### Flag History

TYPE	TIME OF DAY
GREEN	10:06:20.632
RED	10:09:27.210
GREEN	10:19:04.980
FINISH	10:30:34.830

### Flag Statistics

TYPE	COUNT	TOTAL LAPS	TOTAL TIME
Green	2	6	24:03.252
Red	1	0	9:37.769
Safety Car	0	0	0.000
FCY	0	0	0.000

# Clio Sport Championship + Alfa Romeo / Allcomers

## QUALIFYING - STATISTICS

CLASS : A

10 Starters

### Fastest Lap History

NO	NAME	LAP TIME	TIME OF DAY	LAP	VEHICLE
7	Stephen RICHARDSON	<b>2:04.686</b>	10:23:18.466	1	Renault Clio 182
72	Peter OCONNOR	<b>2:02.807</b>	10:25:59.380	2	Renault Clio 182
75	Greg HILL	<b>2:02.116</b>	10:32:06.878	5	Renault Clio 182



# Clio Sport Championship + Alfa Romeo / Allcomers

## QUALIFYING - STATISTICS

**CLASS : B**

7 Starters

### Fastest Lap History

NO	NAME	LAP TIME	TIME OF DAY	LAP	VEHICLE
30	Darren RANSOM	<b>2:04.627</b>	10:23:18.975	1	Renault Clio 197
111	Nic HARRISON	<b>2:04.356</b>	10:23:23.892	1	Renault Clio 197
111	Nic HARRISON	<b>2:03.783</b>	10:25:27.675	2	Renault Clio 197
30	Darren RANSOM	<b>2:03.324</b>	10:27:27.089	3	Renault Clio 197
30	Darren RANSOM	<b>2:02.859</b>	10:29:29.948	4	Renault Clio 197

# Clio Sport Championship + Alfa Romeo / Allcomers

## QUALIFYING - STATISTICS

CLASS :

9 Starters

### Fastest Lap History

NO	NAME	LAP TIME	TIME OF DAY	LAP	VEHICLE
43	Steve CHEETHAM	1:51.425	10:23:45.105	2	Porsche 911 GT3 Cup
11	Paul COLLINGWOOD	1:51.296	10:23:46.309	2	Eclipse SM1
11	Paul COLLINGWOOD	1:48.032	10:25:34.342	3	Eclipse SM1

# Clio Sport Championship + Alfa Romeo / Allcomers

## QUALIFYING - STATISTICS

CLASS : ARM

5 Starters

### Fastest Lap History

NO	NAME	LAP TIME	TIME OF DAY	LAP	VEHICLE
87	Jack BERRY	<b>2:02.156</b>	10:24:07.142	2	Alfa Romeo MiTo
40	Jamie THWAITES	<b>1:52.615</b>	10:25:46.557	3	Alfa Romeo Giulietta TCR
40	Jamie THWAITES	<b>1:51.555</b>	10:27:38.109	4	Alfa Romeo Giulietta TCR
40	Jamie THWAITES	<b>1:51.548</b>	10:29:29.660	5	Alfa Romeo Giulietta TCR
40	Jamie THWAITES	<b>1:50.841</b>	10:31:20.501	6	Alfa Romeo Giulietta TCR

# Clio Sport Championship + Alfa Romeo / Allcomers

## QUALIFYING - STATISTICS

CLASS : ARP

5 Starters

### Fastest Lap History

NO	NAME	LAP TIME	TIME OF DAY	LAP	VEHICLE
18	Nathan BIGNELL	2:11.053	10:24:24.520	2	Alfa Romeo 33
9	Richard FORD	2:11.050	10:24:35.954	2	Alfa Romeo GT
79	Dave MESSENGER	2:05.528	10:25:14.401	2	Alfa Romeo 156
57	Paul PLANT	2:04.276	10:26:44.889	2	Alfa Romeo Giulietta
79	Dave MESSENGER	2:02.588	10:27:16.990	3	Alfa Romeo 156
57	Paul PLANT	2:01.615	10:30:57.177	4	Alfa Romeo Giulietta

# Clio Sport Championship + Alfa Romeo / Allcomers

## QUALIFYING - STATISTICS

CLASS : ART

3 Starters

### Fastest Lap History

NO	NAME	LAP TIME	TIME OF DAY	LAP	VEHICLE
33	Toby BROOME	<b>2:05.201</b>	10:24:05.926	2	Alfa Romeo 147 GTA
33	Toby BROOME	<b>1:59.957</b>	10:26:05.883	3	Alfa Romeo 147 GTA
33	Toby BROOME	<b>1:59.715</b>	10:30:06.584	5	Alfa Romeo 147 GTA
33	Toby BROOME	<b>1:57.648</b>	10:32:04.232	6	Alfa Romeo 147 GTA

Clio Sport Championship + Alfa Romeo / Allcomers

RACE 4 - GRID (15 minutes) AMENDED

ROW 9	17	2:16.424	<b>57</b> Matthew PONCIA	
ROW 8		2:14.893	15 <b>11</b> David REDSHAW	16 2:15.810 <b>8</b> Chloe DALY
ROW 7	13	2:05.785	<b>13</b> Mark EYNOTT	14 2:07.503 <b>18</b> Mark WITHERINGTON
ROW 6		2:04.574	11 <b>62</b> Max MARTIN	12 2:04.853 <b>12</b> Matt HIPKINS
ROW 5	9	2:04.424	<b>14</b> Jack MCCONNELL	10 2:04.691 <b>75</b> Greg HILL
ROW 4		2:03.529	7 <b>297</b> Yan WHITTAKER	8 2:04.336 <b>10</b> Joshua NORTH
ROW 3	5	2:04.098	<b>1</b> Chris LAWRENCE	6 2:04.283 <b>7</b> Stephen RICHARDSON
ROW 2		2:03.646	3 <b>55</b> Justin GRIFFITHS	4 2:03.783 <b>111</b> Nic HARRISON
ROW 1	1	2:02.807	<b>72</b> Peter OCONNOR	2 2:02.859 <b>30</b> Darren RANSOM
<b>Pole</b>				

Comments:

Car 297 - 3 grid place penalty applied from previous event

Car 75 - fastest lap disallowed

These results are provisional until the conclusion of any judicial and technical matters.

Oulton Park International: 2.6920 miles

Clerk Of Course:

*Lynne Spurr*

Stewards:

Timekeeper:

*Eric Cowell*



## Clio Sport Championship + Alfa Romeo / Allcomers

### RACE 4 - CLASSIFICATION - AMENDED

Race Distance: 7 Laps / 18.84 miles

POS	NO	CL	PIC	NAME	ENTRY	LAPS	TIME	GAP	DIFF	MPH	BEST	ON	GRD	↑↓
1	72	A	1	Peter OCONNOR	Renault Clio 182	7	16:37.710			67.99	<b>2:03.508</b>	7	1	0
2	30	B	1	Darren RANSOM	Renault Clio 197	7	16:38.583	<b>0.873</b>	0.873	67.93	<b>2:03.586</b>	7	2	0
3	55	B	2	Justin GRIFFITHS	Renault Clio 197	7	16:39.376	<b>1.666</b>	0.793	67.88	<b>2:03.952</b>	6	3	0
4	7	A	2	Stephen RICHARDSON	Renault Clio 182	7	16:40.858	<b>3.148</b>	1.482	67.78	<b>2:04.066</b>	5	6	2
5	297	B	3	Yan WHITTAKER	Renault Clio 197	7	16:42.677	<b>4.967</b>	1.819	67.65	<b>2:03.885</b>	4	7	2
6	1	B	4	Chris LAWRENCE	Renault Clio 197	7	16:43.206	<b>5.496</b>	0.529	67.62	<b>2:04.182</b>	4	5	-1
7	111	B	5	Nic HARRISON	Renault Clio 197	7	16:45.764	<b>8.054</b>	2.558	67.45	<b>2:04.362</b>	4	4	-3
8	10	A	3	Joshua NORTH	Renault Clio 182	7	16:47.831	<b>10.121</b>	2.067	67.31	<b>2:04.143</b>	4	8	0
9	62	A	4	Max MARTIN	Renault Clio 182	7	16:54.878	<b>17.168</b>	7.047	66.84	<b>2:06.178</b>	4	11	2
10	75	A	5	Greg HILL	Renault Clio 182	7	16:54.951	<b>17.241</b>	0.073	66.83	<b>2:05.687</b>	5	10	0
11	57	A	6	Matthew PONCIA	Renault Clio 182	7	17:14.469	<b>36.759</b>	19.518	65.57	<b>2:10.007</b>	5	17	6
12	11	A	7	David REDSHAW	Renault Clio 182	7	17:21.866	<b>44.156</b>	7.397	65.11	<b>2:11.283</b>	5	15	3
13	14	B	6	Jack MCCONNELL	Renault Clio 197	7	17:31.270	<b>53.560</b>	9.404	64.53	<b>2:04.740</b>	7	9	-4
14	18	A	8	Mark WITHERINGTON	Renault Clio 182	5	17:28.175	<b>2 Laps</b>	2 Laps	46.22	<b>2:06.300</b>	5	14	0

#### NOT CLASSIFIED

DNF	13	A		Mark EYNOTT	Renault Clio 182	5	12:42.523	<b>2 Laps</b>		63.54	<b>2:06.159</b>	4	13	
DNF	8	A		Chloe DALY	Renault Clio 182	0							16	
DQ	12	B		Matt HIPKINS	Renault Clio 197								12	

#### FASTEST LAP

72	A			Peter OCONNOR	Renault Clio 182	7	2:03.508			78.46 mph			126.28 kph	
30	B			Darren RANSOM	Renault Clio 197	7	2:03.586			78.41 mph			126.20 kph	

#### Comments:

Car 12 disqualified from race result - Clerk of Course decision

Weather / Track : Bright / Dry

These results are provisional until the conclusion of any judicial and technical matters.

Date: 21/09/2024 Start: 12:32 Finish: 12:49

Oulton Park International: 2.6920 miles

Clerk Of Course:

*Lynne Spurr*

Stewards:

Timekeeper:

*Eric Cowcell*



# Clio Sport Championship + Alfa Romeo / Allcomers

## RACE 4 - LAP CHART

LAP 1 @ 12:35:13.793			LAP 2 @ 12:38:33.379			LAP 3 @ 12:41:17.922			LAP 4 @ 12:43:21.663			LAP 5 @ 12:45:25.572		
NO	BEHIND	LAP TIME	NO	BEHIND	LAP TIME	NO	BEHIND	LAP TIME	NO	BEHIND	LAP TIME	NO	BEHIND	LAP TIME
<b>72</b>		2:18.395	<b>72</b>		3:19.586	<b>72</b>		2:44.543	<b>72</b>		2:03.741	<b>72</b>		2:03.909
<b>30</b>	1.058	2:19.453	<b>30</b>	0.830	3:19.358	<b>30</b>	0.636	2:44.349	<b>30</b>	0.833	2:03.938	<b>30</b>	0.738	2:03.814
<b>55</b>	2.180	2:20.575	<b>55</b>	1.581	3:18.987	<b>55</b>	0.928	2:43.890	<b>55</b>	1.147	2:03.960	<b>55</b>	1.197	2:03.959
<b>7</b>	3.345	2:21.740	<b>7</b>	2.495	3:18.736	<b>7</b>	1.504	2:43.552	<b>7</b>	1.931	2:04.168	<b>7</b>	2.088	2:04.066
<b>297</b>	4.678	2:23.073	<b>297</b>	3.344	3:18.252	<b>297</b>	2.726	2:43.925	<b>297</b>	2.870	2:03.885	<b>297</b>	3.464	2:04.503
<b>1</b>	5.766	2:24.161	<b>1</b>	3.967	3:17.787	<b>1</b>	2.980	2:43.556	<b>1</b>	3.421	2:04.182	<b>1</b>	3.930	2:04.418
<b>111</b>	7.537	2:25.932	<b>111</b>	6.389	3:18.438	<b>111</b>	3.895	2:42.049	<b>111</b>	4.516	2:04.362	<b>111</b>	5.311	2:04.704
<b>10</b>	9.638	2:28.033	<b>10</b>	7.558	3:17.506	<b>10</b>	5.342	2:42.327	<b>10</b>	5.744	2:04.143	<b>10</b>	6.151	2:04.316
<b>62</b>	11.285	2:29.680	<b>62</b>	8.536	3:16.837	<b>62</b>	6.481	2:42.488	<b>62</b>	8.918	2:06.178	<b>62</b>	11.646	2:06.637
<b>14</b>	12.114	2:30.509	<b>14</b>	9.576	3:17.048	<b>14</b>	6.953	2:41.920	<b>14</b>	9.243	2:06.031	<b>14</b>	11.919	2:06.585
<b>13</b>	14.054	2:32.449	<b>13</b>	10.426	3:15.958	<b>13</b>	7.411	2:41.528	<b>13</b>	9.829	2:06.159	<b>13</b>	12.349	2:06.429
<b>75</b>	16.798	2:35.193	<b>75</b>	11.839	3:14.627	<b>75</b>	9.155	2:41.859	<b>75</b>	11.174	2:05.760	<b>75</b>	12.952	2:05.687
<b>57</b>	17.731	2:36.126	<b>57</b>	13.213	3:15.068	<b>57</b>	10.480	2:41.810	<b>12</b>	15.337	2:06.431	<b>12</b>	16.532	2:05.104
<b>11</b>	18.603	2:36.998	<b>11</b>	13.889	3:14.872	<b>11</b>	12.067	2:42.721	<b>57</b>	17.320	2:10.581	<b>57</b>	23.418	2:10.007
<b>12</b>	33.367	2:51.762	<b>12</b>	14.709	3:00.928	<b>12</b>	12.647	2:42.481	<b>11</b>	19.831	2:11.505	<b>11</b>	27.205	2:11.283
<b>18</b>	37.204	2:55.599 P	<b>SC</b>	1 Lap	2:44.808 P				<b>18</b>	2 Laps	8:10.867	<b>18</b>	2 Laps	2:07.717



# Clio Sport Championship + Alfa Romeo / Allcomers

## RACE 4 - LAP CHART

LAP 6 @ 12:47:29.600			LAP 7 @ 12:49:33.108		
NO	BEHIND	LAP TIME	NO	BEHIND	LAP TIME
72		2:04.028	72		2:03.508
30	0.795	2:04.085	30	0.873	2:03.586
55	1.121	2:03.952	55	1.666	2:04.053
7	2.511	2:04.451	7	3.148	2:04.145
297	4.136	2:04.700	297	4.967	2:04.339
1	4.399	2:04.497	1	5.496	2:04.605
111	5.856	2:04.573	111	8.054	2:05.706
10	8.472	2:06.349	10	10.121	2:05.157
62	14.276	2:06.658	62	17.168	2:06.400
75	15.015	2:06.091	75	17.241	2:05.734
12	17.400	2:04.896	12	18.382	2:04.490
57	30.190	2:10.800	57	36.759	2:10.077
11	35.342	2:12.165	11	44.156	2:12.322
18	2 Laps	2:07.692	18	2 Laps	2:06.300
14	52.328	2:44.437	14	53.560	2:04.740

# Clio Sport Championship + Alfa Romeo / Allcomers

## RACE 4 - POSITION CHART

No	Name	Lap Pos	Lap						
			1	2	3	4	5	6	7
72	OCONNOR	1	72	72	72	72	72	72	72
30	RANSOM	2	30	30	30	30	30	30	30
55	GRIFFITHS	3	55	55	55	55	55	55	55
111	HARRISON	4	7	7	7	7	7	7	7
1	LAWRENCE	5	297	297	297	297	297	297	297
7	RICHARDSON	6	1	1	1	1	1	1	1
297	WHITTAKER	7	111	111	111	111	111	111	111
10	NORTH	8	10	10	10	10	10	10	10
14	MCCONNELL	9	62	62	62	62	62	62	62
75	HILL	10	14	14	14	14	14	75	75
62	MARTIN	11	13	13	13	13	13	12	12
12	HIPKINS	12	75	75	75	75	75	57	57
13	EYNOTT	13	57	57	57	12	12	11	11
18	WITHERINGTON	14	11	11	11	57	57	14	14
11	REDSHAW	15	12	12	12	11	11		
8	DALY	16	18	18	18	18	18		
57	PONCIA	17							

# Clio Sport Championship + Alfa Romeo / Allcomers

## RACE 4 - LAP ANALYSIS

DIFF = Difference To Personal Best Lap

P1 72 Peter OCONNOR				
LAP	LAP TIME	DIFF	MPH	TIME OF DAY
1 -	2:18.395	14.887	70.02	12:35:13.793
2 -	3:19.586	1:16.078	48.55	12:38:33.379
3 -	2:44.543	41.035	58.89	12:41:17.922
4 -	2:03.741 (2)	0.233	78.31	12:43:21.663
5 -	2:03.909 (3)	0.401	78.21	12:45:25.572
6 -	2:04.028	0.520	78.13	12:47:29.600
7 -	2:03.508 (1)		78.46	12:49:33.108

P2 30 Darren RANSOM				
LAP	LAP TIME	DIFF	MPH	TIME OF DAY
1 -	2:19.453	15.867	69.49	12:35:14.851
2 -	3:19.358	1:15.772	48.61	12:38:34.209
3 -	2:44.349	40.763	58.96	12:41:18.558
4 -	2:03.938 (3)	0.352	78.19	12:43:22.496
5 -	2:03.814 (2)	0.228	78.27	12:45:26.310
6 -	2:04.085	0.499	78.10	12:47:30.395
7 -	2:03.586 (1)		78.41	12:49:33.981

P3 55 Justin GRIFFITHS				
LAP	LAP TIME	DIFF	MPH	TIME OF DAY
1 -	2:20.575	16.623	68.94	12:35:15.973
2 -	3:18.987	1:15.035	48.70	12:38:34.960
3 -	2:43.890	39.938	59.13	12:41:18.850
4 -	2:03.960 (3)	0.008	78.18	12:43:22.810
5 -	2:03.959 (2)	0.007	78.18	12:45:26.769
6 -	2:03.952 (1)		78.18	12:47:30.721
7 -	2:04.053	0.101	78.12	12:49:34.774

P4 7 Stephen RICHARDSON				
LAP	LAP TIME	DIFF	MPH	TIME OF DAY
1 -	2:21.740	17.674	68.37	12:35:17.138
2 -	3:18.736	1:14.670	48.76	12:38:35.874
3 -	2:43.552	39.486	59.25	12:41:19.426
4 -	2:04.168 (3)	0.102	78.04	12:43:23.594
5 -	2:04.066 (1)		78.11	12:45:27.660
6 -	2:04.451	0.385	77.87	12:47:32.111
7 -	2:04.145 (2)	0.079	78.06	12:49:36.256

P5 297 Yan WHITTAKER				
LAP	LAP TIME	DIFF	MPH	TIME OF DAY
1 -	2:23.073	19.188	67.73	12:35:18.471
2 -	3:18.252	1:14.367	48.88	12:38:36.723
3 -	2:43.925	40.040	59.12	12:41:20.648
4 -	2:03.885 (1)		78.22	12:43:24.533
5 -	2:04.503 (3)	0.618	77.83	12:45:29.036
6 -	2:04.700	0.815	77.71	12:47:33.736
7 -	2:04.339 (2)	0.454	77.94	12:49:38.075

P6 1 Chris LAWRENCE				
LAP	LAP TIME	DIFF	MPH	TIME OF DAY
1 -	2:24.161	19.979	67.22	12:35:19.559
2 -	3:17.787	1:13.605	48.99	12:38:37.346
3 -	2:43.556	39.374	59.25	12:41:20.902
4 -	2:04.182 (1)		78.04	12:43:25.084
5 -	2:04.418 (2)	0.236	77.89	12:45:29.502
6 -	2:04.497 (3)	0.315	77.84	12:47:33.999
7 -	2:04.605	0.423	77.77	12:49:38.604

DIFF = Difference To Personal Best Lap

P7 111 Nic HARRISON				
LAP	LAP TIME	DIFF	MPH	TIME OF DAY
1 -	2:25.932	21.570	66.40	12:35:21.330
2 -	3:18.438	1:14.076	48.83	12:38:39.768
3 -	2:42.049	37.687	59.80	12:41:21.817
4 -	2:04.362 (1)		77.92	12:43:26.179
5 -	2:04.704 (3)	0.342	77.71	12:45:30.883
6 -	2:04.573 (2)	0.211	77.79	12:47:35.456
7 -	2:05.706	1.344	77.09	12:49:41.162

P8 10 Joshua NORTH				
LAP	LAP TIME	DIFF	MPH	TIME OF DAY
1 -	2:28.033	23.890	65.46	12:35:23.431
2 -	3:17.506	1:13.363	49.06	12:38:40.937
3 -	2:42.327	38.184	59.70	12:41:23.264
4 -	2:04.143 (1)		78.06	12:43:27.407
5 -	2:04.316 (2)	0.173	77.95	12:45:31.723
6 -	2:06.349	2.206	76.70	12:47:38.072
7 -	2:05.157 (3)	1.014	77.43	12:49:43.229

P9 62 Max MARTIN				
LAP	LAP TIME	DIFF	MPH	TIME OF DAY
1 -	2:29.680	23.502	64.74	12:35:25.078
2 -	3:16.837	1:10.659	49.23	12:38:41.915
3 -	2:42.488	36.310	59.64	12:41:24.403
4 -	2:06.178 (1)		76.80	12:43:30.581
5 -	2:06.637 (3)	0.459	76.52	12:45:37.218
6 -	2:06.658	0.480	76.51	12:47:43.876
7 -	2:06.400 (2)	0.222	76.67	12:49:50.276

P10 75 Greg HILL				
LAP	LAP TIME	DIFF	MPH	TIME OF DAY
1 -	2:35.193	29.506	62.44	12:35:30.591
2 -	3:14.627	1:08.940	49.79	12:38:45.218
3 -	2:41.859	36.172	59.87	12:41:27.077
4 -	2:05.760 (3)	0.073	77.06	12:43:32.837
5 -	2:05.687 (1)		77.10	12:45:38.524
6 -	2:06.091	0.404	76.85	12:47:44.615
7 -	2:05.734 (2)	0.047	77.07	12:49:50.349

P11 12 Matt HIPKINS				
LAP	LAP TIME	DIFF	MPH	TIME OF DAY
1 -	2:51.762	47.272	56.42	12:35:47.160
2 -	3:00.928	56.438	53.56	12:38:48.088
3 -	2:42.481	37.991	59.64	12:41:30.569
4 -	2:06.431	1.941	76.65	12:43:37.000
5 -	2:05.104 (3)	0.614	77.46	12:45:42.104
6 -	2:04.896 (2)	0.406	77.59	12:47:47.000
7 -	2:04.490 (1)		77.84	12:49:51.490

P12 57 Matthew PONCIA				
LAP	LAP TIME	DIFF	MPH	TIME OF DAY
1 -	2:36.126	26.119	62.07	12:35:31.524
2 -	3:15.068	1:05.061	49.68	12:38:46.592
3 -	2:41.810	31.803	59.89	12:41:28.402
4 -	2:10.581 (3)	0.574	74.21	12:43:38.983
5 -	2:10.007 (1)		74.54	12:45:48.990
6 -	2:10.800	0.793	74.09	12:47:59.790
7 -	2:10.077 (2)	0.070	74.50	12:50:09.867

# Clio Sport Championship + Alfa Romeo / Allcomers

## RACE 4 - LAP ANALYSIS

DIFF = Difference To Personal Best Lap

<b>P13 11 David REDSHAW</b>				
LAP	LAP TIME	DIFF	MPH	TIME OF DAY
1 -	2:36.998	25.715	61.72	12:35:32.396
2 -	3:14.872	1:03.589	49.73	12:38:47.268
3 -	2:42.721	31.438	59.55	12:41:29.989
4 -	2:11.505 (2)	0.222	73.69	12:43:41.494
5 -	<b>2:11.283 (1)</b>		<b>73.81</b>	<b>12:45:52.777</b>
6 -	2:12.165 (3)	0.882	73.32	12:48:04.942
7 -	2:12.322	1.039	73.24	12:50:17.264

<b>P14 14 Jack MCCONNELL</b>				
LAP	LAP TIME	DIFF	MPH	TIME OF DAY
1 -	2:30.509	25.769	64.39	12:35:25.907
2 -	3:17.048	1:12.308	49.18	12:38:42.955
3 -	2:41.920	37.180	59.85	12:41:24.875
4 -	2:06.031 (2)	1.291	76.89	12:43:30.906
5 -	2:06.585 (3)	1.845	76.55	12:45:37.491
6 -	2:44.437	39.697	58.93	12:48:21.928
7 -	<b>2:04.740 (1)</b>		<b>77.69</b>	<b>12:50:26.668</b>

<b>P15 18 Mark WITHERINGTON</b>				
LAP	LAP TIME	DIFF	MPH	TIME OF DAY
1 -	2:55.599 P	49.299	55.18	12:35:50.997
2 -	8:10.867	6:04.567	19.74	12:44:01.864
3 -	2:07.717 (3)	1.417	75.88	12:46:09.581
4 -	2:07.692 (2)	1.392	75.89	12:48:17.273
5 -	<b>2:06.300 (1)</b>		<b>76.73</b>	<b>12:50:23.573</b>

<b>P16 13 Mark EYNOTT</b>				
LAP	LAP TIME	DIFF	MPH	TIME OF DAY
1 -	2:32.449 (3)	26.290	63.57	12:35:27.847
2 -	3:15.958	1:09.799	49.45	12:38:43.805
3 -	2:41.528	35.369	59.99	12:41:25.333
4 -	<b>2:06.159 (1)</b>		<b>76.81</b>	<b>12:43:31.492</b>
5 -	2:06.429 (2)	0.270	76.65	12:45:37.921

# Clio Sport Championship + Alfa Romeo / Allcomers

## RACE 4 - STATISTICS

**Competitors Started** 17  
**Planned Start** 2024-09-21 @ 12:10:00.000  
**Actual Start** 2024-09-21 @ 12:32:55.397  
**Finish Time** 2024-09-21 @ 12:49:26.863  
**Track Length** 2.6920mi.  
**Total Laps** 109  
**Total Distance Covered** 293.4311mi.

### Session Fastest Lap History

NO	CL	NAME	LAP TIME	TIME OF DAY	LAP	VEHICLE
72	A	Peter OCONNOR	<b>2:18.395</b>	12:35:13.780	1	Renault Clio 182
72	A	Peter OCONNOR	<b>2:03.741</b>	12:43:21.655	4	Renault Clio 182
72	A	Peter OCONNOR	<b>2:03.508</b>	12:49:33.100	7	Renault Clio 182

### Session Leader History

NO	CL	NAME	FROM LAP	LAPS LED	DISTANCE	VEHICLE
72	A	Peter OCONNOR	1	7	18.84 miles	Renault Clio 182

### Flag History

TYPE	TIME OF DAY
GREEN	12:32:55.397
SAFETY	12:34:40.323
GREEN	12:41:15.373
FINISH	12:49:26.863

### Flag Statistics

TYPE	COUNT	TOTAL LAPS	TOTAL TIME
Green	2	5	11:51.070
Red	0	0	0.000
Safety Car	1	2	6:35.049
FCY	0	0	0.000

# Clio Sport Championship + Alfa Romeo / Allcomers

## RACE 4 - STATISTICS

CLASS : A

10 Starters

### Fastest Lap History

NO	NAME	LAP TIME	TIME OF DAY	LAP	VEHICLE
72	Peter OCONNOR	<b>2:18.395</b>	12:35:13.780	1	Renault Clio 182
72	Peter OCONNOR	<b>2:03.741</b>	12:43:21.655	4	Renault Clio 182
72	Peter OCONNOR	<b>2:03.508</b>	12:49:33.100	7	Renault Clio 182

### Leader History

NO	NAME	FROM LAP	LAPS LED	DISTANCE	VEHICLE
72	Peter OCONNOR	1	7	18.84 miles	Renault Clio 182

# Clio Sport Championship + Alfa Romeo / Allcomers

## RACE 4 - STATISTICS

CLASS : B

7 Starters


### Fastest Lap History

NO	NAME	LAP TIME	TIME OF DAY	LAP	VEHICLE
30	Darren RANSOM	<b>2:19.453</b>	12:35:14.836	1	Renault Clio 197
30	Darren RANSOM	<b>2:03.938</b>	12:43:22.487	4	Renault Clio 197
297	Yan WHITTAKER	<b>2:03.885</b>	12:43:24.526	4	Renault Clio 197
30	Darren RANSOM	<b>2:03.814</b>	12:45:26.301	5	Renault Clio 197
30	Darren RANSOM	<b>2:03.586</b>	12:49:33.972	7	Renault Clio 197

### Leader History

NO	NAME	FROM LAP	LAPS LED	DISTANCE	VEHICLE
30	Darren RANSOM	1	7	18.84 miles	Renault Clio 197

**Clio Sport Championship + Alfa Romeo / Allcomers**  
**RACE 10 - GRID (15 minutes) - AMENDED**

ROW 9	17	<b>12</b> Matt HIPKINS	
ROW 8		2:11.283	
ROW 8	15	<b>11</b> David REDSHAW	16 <b>8</b> Chloe DALY
ROW 7		2:06.300	2:10.007
ROW 7	13	<b>18</b> Mark WITHERINGTON	14 <b>57</b> Matthew PONCIA
ROW 6		2:06.159	2:06.178
ROW 6	11	<b>13</b> Mark EYNOTT	12 <b>62</b> Max MARTIN
ROW 5		2:04.740	2:05.687
ROW 5	9	<b>14</b> Jack MCCONNELL	10 <b>75</b> Greg HILL
ROW 4		2:04.182	2:04.362
ROW 4	7	<b>1</b> Chris LAWRENCE	8 <b>111</b> Nic HARRISON
ROW 3		2:04.066	2:04.143
ROW 3	5	<b>7</b> Stephen RICHARDSON	6 <b>10</b> Joshua NORTH
ROW 2		2:03.885	2:03.952
ROW 2	3	<b>297</b> Yan WHITTAKER	4 <b>55</b> Justin GRIFFITHS
ROW 1		2:03.508	2:03.586
ROW 1	1	<b>72</b> Peter OCONNOR	2 <b>30</b> Darren RANSOM
<b>Pole</b>			
			

These results are provisional until the conclusion of any judicial and technical matters.

Oulton Park International: 2.6920 miles

Clerk Of Course:

*Lynne Spurr*

Stewards:

Timekeeper:

*Eric Cowell*





**Clio Sport Championship + Alfa Romeo / Allcomers**  
**RACE 10 - GRID (15 minutes) - AMENDED**

ROW 9	17	<b>12</b> Matt HIPKINS	
ROW 8		2:11.283	
ROW 8	15	<b>11</b> David REDSHAW	16 <b>8</b> Chloe DALY
ROW 7		2:06.300	2:10.007
ROW 7	13	<b>18</b> Mark WITHERINGTON	14 <b>57</b> Matthew PONCIA
ROW 6		2:06.159	2:06.178
ROW 6	11	<b>13</b> Mark EYNOTT	12 <b>62</b> Max MARTIN
ROW 5		2:04.740	2:05.687
ROW 5	9	<b>14</b> Jack MCCONNELL	10 <b>75</b> Greg HILL
ROW 4		2:04.182	2:04.362
ROW 4	7	<b>1</b> Chris LAWRENCE	8 <b>111</b> Nic HARRISON
ROW 3		2:04.066	2:04.143
ROW 3	5	<b>7</b> Stephen RICHARDSON	6 <b>10</b> Joshua NORTH
ROW 2		2:03.885	2:03.952
ROW 2	3	<b>297</b> Yan WHITTAKER	4 <b>55</b> Justin GRIFFITHS
ROW 1		2:03.508	2:03.586
ROW 1	1	<b>72</b> Peter OCONNOR	2 <b>30</b> Darren RANSOM
<b>Pole</b>			

These results are provisional until the conclusion of any judicial and technical matters.

Oulton Park International: 2.6920 miles

Clerk Of Course:

*Lynne Spurr*

Stewards:

Timekeeper:

*Eric Cowell*



Race abandoned due to local thunderstorm  
and lightning