



K-TEC RACING CLIO SPORT CHAMPIONSHIP



750 Motor Club Race Meeting
Snetterton 300
3rd / 4th August 2024

K-Tec Racing Clio Sport Championship

QUALIFYING - RACE 7 - CLASSIFICATION

POS	NO	CL	PIC	NAME	ENTRY	TIME	ON	LAPS	GAP	DIFF	MPH
1	55	B	1	Justin GRIFFITHS	Renault Clio 197	2:19.546	7	7			76.59
2	72	A	1	Peter OCONNOR	Renault Clio 182	2:19.559	4	4	0.013	0.013	76.58
3	1*	B	2	Chris LAWRENCE	Renault Clio 197	2:19.846	7	7	0.300	0.287	76.42
4	13	A	2	Mark EYNOTT	Renault Clio 182	2:20.112	5	7	0.566	0.266	76.28
5	297	B	3	Yan WHITTAKER	Renault Clio 197	2:20.249	6	7	0.703	0.137	76.20
6	7	A	3	Stephen RICHARDSON	Renault Clio 182	2:20.261	7	7	0.715	0.012	76.20
7	30*	B	4	Darren RANSOM	Renault Clio 197	2:20.692	5	7	1.146	0.431	75.96
8	111	B	5	Nic HARRISON	Renault Clio 197	2:20.845	7	7	1.299	0.153	75.88
9	62	A	4	Max MARTIN	Renault Clio 182	2:21.129	7	7	1.583	0.284	75.73
10	12	B	6	Matt HIPKINS	Renault Clio 197	2:21.155	7	7	1.609	0.026	75.71
11	75	A	5	Greg HILL	Renault Clio 182	2:21.159	5	7	1.613	0.004	75.71
12	5	A	6	Jay ELLIOTT	Renault Clio 182	2:22.136	5	6	2.590	0.977	75.19
13	57	A	7	Matthew PONCIA	Renault Clio 182	2:23.503	6	6	3.957	1.367	74.47
14	77*	B	7	John WHITE	Renault Clio 197	2:24.620	6	7	5.074	1.117	73.90
15	88*	B	8	Brian CRAVEN	Renault Clio 197	2:25.030	3	5	5.484	0.410	73.69
16	8*	A	8	Chloe DALY	Renault Clio 182	2:31.691	6	6	12.145	6.661	70.45

Comments:

*No. 88 - no working transponder, please rectify for your next session
No. 1, 8, 30, 77, 88 - 1 Lap time disallowed; exceeding track limits.

Weather / Track : Cloudy / Dry

These results are provisional until the conclusion of any judicial and technical matters.

Date: 03/08/2024 Start: 12:01 Finish: 12:16
Snetterton 300: 2.9689 miles

Clerk Of Course: Lynne Spurr

Stewards:

Timekeeper: Stewart Burr



K-Tec Racing Clio Sport Championship

QUALIFYING - RACE 7 - LAP ANALYSIS

DIFF = Difference To Personal Best Lap

P1 55 Justin GRIFFITHS				
LAP	LAP TIME	DIFF	MPH	TIME OF DAY
1 -	2:27.423	7.877	72.49	12:04:12.097
2 -	2:21.104	1.558	75.74	12:06:33.201
3 -	2:20.562 (3)	1.016	76.03	12:08:53.763
4 -	2:20.198 (2)	0.652	76.23	12:11:13.961
5 -	2:22.597	3.051	74.95	12:13:36.558
6 -	2:23.453	3.907	74.50	12:16:00.011
7 -	2:19.546 (1)		76.59	12:18:19.557

P2 72 Peter OCONNOR				
LAP	LAP TIME	DIFF	MPH	TIME OF DAY
1 -	2:37.610	18.051	67.81	12:04:45.914
2 -	2:20.314 (3)	0.755	76.17	12:07:06.228
3 -	2:20.206 (2)	0.647	76.23	12:09:26.434
4 -	2:19.559 (1)		76.58	12:11:45.993

P3 1 Chris LAWRENCE				
LAP	LAP TIME	DIFF	MPH	TIME OF DAY
1 -	2:27.985	8.139	72.22	12:04:11.853
2 -	2:22.571	2.725	74.96	12:06:34.424
3 -	2:21.177 (3)	1.331	75.70	12:08:55.601
4 -	2:20.849 D	0.973	75.89	12:11:16.420
5 -	2:21.126 (2)	1.280	75.73	12:13:37.546
6 -	2:21.234	1.388	75.67	12:15:58.780
7 -	2:19.846 (1)		76.42	12:18:18.626

P4 13 Mark EYNOTT				
LAP	LAP TIME	DIFF	MPH	TIME OF DAY
1 -	2:33.152	13.040	69.78	12:04:21.325
2 -	2:22.299	2.187	75.11	12:06:43.624
3 -	2:20.936 (3)	0.824	75.83	12:09:04.560
4 -	2:21.166	1.054	75.71	12:11:25.726
5 -	2:20.112 (1)		76.28	12:13:45.838
6 -	2:20.226 (2)	0.114	76.22	12:16:06.064
7 -	2:33.379	13.267	69.68	12:18:39.443

P5 297 Yan WHITTAKER				
LAP	LAP TIME	DIFF	MPH	TIME OF DAY
1 -	2:30.745	10.496	70.90	12:04:36.832
2 -	2:23.627	3.378	74.41	12:07:00.459
3 -	2:20.641	0.392	75.99	12:09:21.100
4 -	2:24.592	4.343	73.91	12:11:45.692
5 -	2:20.555 (3)	0.306	76.04	12:14:06.247
6 -	2:20.249 (1)		76.20	12:16:26.496
7 -	2:20.288 (2)	0.039	76.18	12:18:46.784

P6 7 Stephen RICHARDSON				
LAP	LAP TIME	DIFF	MPH	TIME OF DAY
1 -	2:27.798	7.537	72.31	12:04:13.395
2 -	2:21.956	1.695	75.29	12:06:35.351
3 -	2:20.931 (2)	0.670	75.83	12:08:56.282
4 -	2:24.982	4.721	73.72	12:11:21.264
5 -	2:21.034	0.773	75.78	12:13:42.298
6 -	2:20.932 (3)	0.671	75.83	12:16:03.230
7 -	2:20.261 (1)		76.20	12:18:23.491

DIFF = Difference To Personal Best Lap

P7 30 Darren RANSOM				
LAP	LAP TIME	DIFF	MPH	TIME OF DAY
1 -	2:28.399	7.707	72.02	12:04:23.873
2 -	2:20.778 (3)	0.086	75.92	12:06:44.651
3 -	2:28.950 D	8.258	71.75	12:09:13.601
4 -	2:21.455	0.763	75.55	12:11:35.056
5 -	2:20.692 (1)		75.96	12:13:55.748
6 -	2:20.777 (2)	0.085	75.92	12:16:16.525
7 -	2:20.954	0.262	75.82	12:18:37.479

P8 111 Nic HARRISON				
LAP	LAP TIME	DIFF	MPH	TIME OF DAY
1 -	2:32.078	11.233	70.28	12:04:19.433
2 -	2:22.166 (3)	1.321	75.18	12:06:41.599
3 -	2:22.311	1.466	75.10	12:09:03.910
4 -	2:23.241	2.396	74.61	12:11:27.151
5 -	2:21.030 (2)	0.185	75.78	12:13:48.181
6 -	2:29.149	8.304	71.66	12:16:17.330
7 -	2:20.845 (1)		75.88	12:18:38.175

P9 62 Max MARTIN				
LAP	LAP TIME	DIFF	MPH	TIME OF DAY
1 -	2:33.486	12.357	69.63	12:04:31.798
2 -	2:23.542	2.413	74.45	12:06:55.340
3 -	2:22.874	1.745	74.80	12:09:18.214
4 -	2:22.456	1.327	75.02	12:11:40.670
5 -	2:22.270 (3)	1.141	75.12	12:14:02.940
6 -	2:21.580 (2)	0.451	75.49	12:16:24.520
7 -	2:21.129 (1)		75.73	12:18:45.649

P10 12 Matt HIPKINS				
LAP	LAP TIME	DIFF	MPH	TIME OF DAY
1 -	2:29.703	8.548	71.39	12:04:34.314
2 -	2:22.539	1.384	74.98	12:06:56.853
3 -	2:21.612	0.457	75.47	12:09:18.465
4 -	2:21.675	0.520	75.44	12:11:40.140
5 -	2:21.532 (3)	0.377	75.51	12:14:01.672
6 -	2:21.457 (2)	0.302	75.55	12:16:23.129
7 -	2:21.155 (1)		75.71	12:18:44.284

P11 75 Greg HILL				
LAP	LAP TIME	DIFF	MPH	TIME OF DAY
1 -	2:33.225	12.066	69.75	12:04:23.041
2 -	2:24.912	3.753	73.75	12:06:47.953
3 -	2:22.550	1.391	74.97	12:09:10.503
4 -	2:22.185 (3)	1.026	75.17	12:11:32.688
5 -	2:21.159 (1)		75.71	12:13:53.847
6 -	2:21.568 (2)	0.409	75.49	12:16:15.415
7 -	2:40.074	18.915	66.76	12:18:55.489

P12 5 Jay ELLIOTT				
LAP	LAP TIME	DIFF	MPH	TIME OF DAY
1 -	2:39.112	16.976	67.17	12:04:46.726
2 -	2:23.432	1.296	74.51	12:07:10.158
3 -	2:22.474 (3)	0.338	75.01	12:09:32.632
4 -	2:22.282 (2)	0.146	75.11	12:11:54.914
5 -	2:22.136 (1)		75.19	12:14:17.050
6 -	2:37.247	15.111	67.97	12:16:54.297

K-Tec Racing Clio Sport Championship

QUALIFYING - RACE 7 - LAP ANALYSIS

DIFF = Difference To Personal Best Lap

P13 57 Matthew PONCIA				
LAP	LAP TIME	DIFF	MPH	TIME OF DAY
1 -	2:34.523	11.020	69.16	12:04:33.843
2 -	2:26.917	3.414	72.74	12:07:00.760
3 -	2:25.965	2.462	73.22	12:09:26.725
4 -	2:24.235 (2)	0.732	74.10	12:11:50.960
5 -	2:25.492 (3)	1.989	73.46	12:14:16.452
6 -	2:23.503 (1)		74.47	12:16:39.955

P14 77 John WHITE				
LAP	LAP TIME	DIFF	MPH	TIME OF DAY
1 -	2:33.948	9.328	69.42	12:04:25.839
2 -	2:26.350	1.730	73.03	12:06:52.189
3 -	2:25.882	1.262	73.26	12:09:18.071
4 -	2:26.264 D	1.644	73.07	12:11:44.335
5 -	2:25.032 (3)	0.412	73.69	12:14:09.367
6 -	2:24.620 (1)		73.90	12:16:33.987
7 -	2:24.950 (2)	0.330	73.73	12:18:58.937

P15 88 Brian CRAVEN				
LAP	LAP TIME	DIFF	MPH	TIME OF DAY
1 -	2:26.374 (3)	1.344	73.01	12:06:55.138
2 -	2:25.694 (2)	0.664	73.35	12:09:20.832
3 -	2:25.030 (1)		73.69	12:11:45.862
4 -	3:21.473 D	56.443	53.04	12:15:07.335
5 -	2:28.739	3.709	71.85	12:17:36.074

P16 8 Chloe DALY				
LAP	LAP TIME	DIFF	MPH	TIME OF DAY
1 -	2:41.678	9.987	66.10	12:04:54.224
2 -	2:35.167	3.476	68.88	12:07:29.391
3 -	2:33.197 D	1.506	69.76	12:10:02.588
4 -	2:32.219 (3)	0.528	70.21	12:12:34.807
5 -	2:31.708 (2)	0.017	70.45	12:15:06.515
6 -	2:31.691 (1)		70.45	12:17:38.206

K-Tec Racing Clio Sport Championship

QUALIFYING - RACE 7 - STATISTICS

Competitors Started 16
Planned Start 2024-08-03 @ 11:55:00.000
Actual Start 2024-08-03 @ 12:01:37.286
Finish Time 2024-08-03 @ 12:16:38.487
Track Length 2.9689mi.
Total Laps 104
Total Distance Covered 308.7668mi.

Session Fastest Lap History

NO	CL	NAME	LAP TIME	TIME OF DAY	LAP	VEHICLE
55	B	Justin GRIFFITHS	2:21.104	12:06:33.207	2	Renault Clio 197
30	B	Darren RANSOM	2:20.778	12:06:44.658	2	Renault Clio 197
72	A	Peter OCONNOR	2:20.314	12:07:06.233	2	Renault Clio 182
72	A	Peter OCONNOR	2:20.206	12:09:26.439	3	Renault Clio 182
55	B	Justin GRIFFITHS	2:20.198	12:11:13.967	4	Renault Clio 197
72	A	Peter OCONNOR	2:19.559	12:11:45.999	4	Renault Clio 182
55	B	Justin GRIFFITHS	2:19.546	12:18:19.563	7	Renault Clio 197

Flag History

TYPE	TIME OF DAY
GREEN	12:01:37.286
FINISH	12:16:38.487

Flag Statistics

TYPE	COUNT	TOTAL LAPS	TOTAL TIME
Green	1	7	17:27.631
Red	0	0	0.000
Safety Car	0	0	0.000
FCY	0	0	0.000

K-Tec Racing Clio Sport Championship
QUALIFYING - RACE 7 - STATISTICS

CLASS : A

8 Starters

Fastest Lap History

NO	NAME	LAP TIME	TIME OF DAY	LAP	VEHICLE
7	Stephen RICHARDSON	2:21.956	12:06:35.357	2	Renault Clio 182
72	Peter OCONNOR	2:20.314	12:07:06.233	2	Renault Clio 182
72	Peter OCONNOR	2:20.206	12:09:26.439	3	Renault Clio 182
72	Peter OCONNOR	2:19.559	12:11:45.999	4	Renault Clio 182

K-Tec Racing Clio Sport Championship
QUALIFYING - RACE 7 - STATISTICS


CLASS : B

8 Starters

Fastest Lap History

NO	NAME	LAP TIME	TIME OF DAY	LAP	VEHICLE
55	Justin GRIFFITHS	2:21.104	12:06:33.207	2	Renault Clio 197
30	Darren RANSOM	2:20.778	12:06:44.658	2	Renault Clio 197
55	Justin GRIFFITHS	2:20.562	12:08:53.769	3	Renault Clio 197
55	Justin GRIFFITHS	2:20.198	12:11:13.967	4	Renault Clio 197
1	Chris LAWRENCE	2:19.846	12:18:18.635	7	Renault Clio 197
55	Justin GRIFFITHS	2:19.546	12:18:19.563	7	Renault Clio 197

K-Tec Racing Clio Sport Championship
RACE 7 - GRID (15 minutes)

ROW 8	15	88	Brian CRAVEN	2:25.030	16	8	Chloe DALY	2:31.691
ROW 7	13	57	Matthew PONCIA	2:23.503	14	77	John WHITE	2:24.620
ROW 6	11	75	Greg HILL	2:21.159	12	5	Jay ELLIOTT	2:22.136
ROW 5	9	62	Max MARTIN	2:21.129	10	12	Matt HIPKINS	2:21.155
ROW 4	7	30	Darren RANSOM	2:20.692	8	111	Nic HARRISON	2:20.845
ROW 3	5	297	Yan WHITTAKER	2:20.249	6	7	Stephen RICHARDSON	2:20.261
ROW 2	3	1	Chris LAWRENCE	2:19.846	4	13	Mark EYNOTT	2:20.112
ROW 1	1	55	Justin GRIFFITHS	2:19.546	2	72	Peter OCONNOR	2:19.559
Pole								
								

These results are provisional until the conclusion of any judicial and technical matters.

Snetterton 300: 2.9689 miles

Clerk Of Course: Lynne Spurr

Stewards:

Timekeeper: Stewart Burr



K-Tec Racing Clio Sport Championship

RACE 7 - CLASSIFICATION

Race Distance: 7 Laps / 20.78 miles

POS	NO	CL	PIC	NAME	ENTRY	LAPS	TIME	GAP	DIFF	MPH	BEST	ON	GRD	↑↓
1	55	B	1	Justin GRIFFITHS	Renault Clio 197	7	16:30.182			75.55	2:19.657	6	1	0
2	1	B	2	Chris LAWRENCE	Renault Clio 197	7	16:31.306	1.124	1.124	75.47	2:19.860	4	3	1
3	72	A	1	Peter OCONNOR	Renault Clio 182	7	16:32.015	1.833	0.709	75.41	2:19.990	6	2	-1
4	7	A	2	Stephen RICHARDSON	Renault Clio 182	7	16:33.003	2.821	0.988	75.34	2:20.017	6	6	2
5	12	B	3	Matt HIPKINS	Renault Clio 197	7	16:36.246	6.064	3.243	75.09	2:20.274	6	10	5
6	297	B	4	Yan WHITTAKER	Renault Clio 197	7	16:36.616	6.434	0.370	75.07	2:20.330	5	5	-1
7	30	B	5	Darren RANSOM	Renault Clio 197	7	16:37.265	7.083	0.649	75.02	2:20.290	6	7	0
8	62	A	3	Max MARTIN	Renault Clio 182	7	16:41.751	11.569	4.486	74.68	2:20.721	6	9	1
9	111	B	6	Nic HARRISON	Renault Clio 197	7	16:42.536	12.354	0.785	74.62	2:21.017	6	8	-1
10	5	A	4	Jay ELLIOTT	Renault Clio 182	7	16:44.814	14.632	2.278	74.45	2:21.385	3	12	2
11	75	A	5	Greg HILL	Renault Clio 182	7	16:48.157	17.975	3.343	74.21	2:21.847	4	11	0
12	57	A	6	Matthew PONCIA	Renault Clio 182	7	17:00.019	29.837	11.862	73.34	2:23.000	5	13	1
13	88*	B	7	Brian CRAVEN	Renault Clio 197	7	17:00.572	30.390	0.553	73.30	2:23.150	2	15	2
14	77	B	8	John WHITE	Renault Clio 197	7	17:06.906	36.724	6.334	72.85	2:23.657	6	14	0
15	8	A	7	Chloe DALY	Renault Clio 182	7	17:28.353	58.171	21.447	71.36	2:27.284	5	16	1

NOT CLASSIFIED

DNF	13	A		Mark EYNOTT	Renault Clio 182	6	14:13.399	1 Lap	1 Lap	75.14	2:20.028	4	4	
-----	----	---	--	-------------	------------------	---	-----------	-------	-------	-------	----------	---	---	--

FASTEST LAP

	55	B		Justin GRIFFITHS	Renault Clio 197	6	2:19.657			76.53 mph			123.16 kph	
	72	A		Peter OCONNOR	Renault Clio 182	6	2:19.990			76.34 mph			122.87 kph	

Comments:

*No. 88 - still no working transponder, please rectify for your next race or you will not be timed

Weather / Track : Cloudy / Dry

These results are provisional until the conclusion of any judicial and technical matters.

Date: 03/08/2024 Start: 16:14 Finish: 16:31

Snetterton 300: 2.9689 miles

Clerk Of Course: Lynne Spurr

Stewards:

Timekeeper: Stewart Burr



K-Tec Racing Clio Sport Championship

RACE 7 - LAP ANALYSIS

DIFF = Difference To Personal Best Lap

P1 55 Justin GRIFFITHS				
LAP	LAP TIME	DIFF	MPH	TIME OF DAY
1 -	2:27.300	7.643	72.55	16:17:25.981
2 -	2:20.950	1.293	75.82	16:19:46.931
3 -	2:21.220	1.563	75.68	16:22:08.151
4 -	2:20.348 (3)	0.691	76.15	16:24:28.499
5 -	2:20.432	0.775	76.10	16:26:48.931
6 -	2:19.657 (1)		76.53	16:29:08.588
7 -	2:20.275 (2)	0.618	76.19	16:31:28.863

P2 1 Chris LAWRENCE				
LAP	LAP TIME	DIFF	MPH	TIME OF DAY
1 -	2:30.445	10.585	71.04	16:17:29.126
2 -	2:20.307	0.447	76.17	16:19:49.433
3 -	2:20.316	0.456	76.17	16:22:09.749
4 -	2:19.860 (1)		76.41	16:24:29.609
5 -	2:20.004 (2)	0.144	76.34	16:26:49.613
6 -	2:20.114 (3)	0.254	76.28	16:29:09.727
7 -	2:20.260	0.400	76.20	16:31:29.987

P3 72 Peter OCONNOR				
LAP	LAP TIME	DIFF	MPH	TIME OF DAY
1 -	2:28.226	8.236	72.10	16:17:26.907
2 -	2:20.708 (3)	0.718	75.95	16:19:47.615
3 -	2:20.828	0.838	75.89	16:22:08.443
4 -	2:20.748	0.758	75.93	16:24:29.191
5 -	2:21.149	1.159	75.72	16:26:50.340
6 -	2:19.990 (1)		76.34	16:29:10.330
7 -	2:20.366 (2)	0.376	76.14	16:31:30.696

P4 7 Stephen RICHARDSON				
LAP	LAP TIME	DIFF	MPH	TIME OF DAY
1 -	2:28.885	8.868	71.78	16:17:27.566
2 -	2:20.984	0.967	75.81	16:19:48.550
3 -	2:20.736	0.719	75.94	16:22:09.286
4 -	2:21.399	1.382	75.58	16:24:30.685
5 -	2:20.567 (3)	0.550	76.03	16:26:51.252
6 -	2:20.017 (1)		76.33	16:29:11.269
7 -	2:20.415 (2)	0.398	76.11	16:31:31.684

P5 12 Matt HIPKINS				
LAP	LAP TIME	DIFF	MPH	TIME OF DAY
1 -	2:31.339	11.065	70.62	16:17:30.020
2 -	2:21.335	1.061	75.62	16:19:51.355
3 -	2:20.569 (2)	0.295	76.03	16:22:11.924
4 -	2:21.462	1.188	75.55	16:24:33.386
5 -	2:20.592 (3)	0.318	76.02	16:26:53.978
6 -	2:20.274 (1)		76.19	16:29:14.252
7 -	2:20.675	0.401	75.97	16:31:34.927

P6 297 Yan WHITTAKER				
LAP	LAP TIME	DIFF	MPH	TIME OF DAY
1 -	2:29.573	9.243	71.45	16:17:28.254
2 -	2:20.725	0.395	75.95	16:19:48.979
3 -	2:22.712	2.382	74.89	16:22:11.691
4 -	2:22.343	2.013	75.08	16:24:34.034
5 -	2:20.330 (1)		76.16	16:26:54.364
6 -	2:20.528 (3)	0.198	76.05	16:29:14.892
7 -	2:20.405 (2)	0.075	76.12	16:31:35.297

DIFF = Difference To Personal Best Lap

P7 30 Darren RANSOM				
LAP	LAP TIME	DIFF	MPH	TIME OF DAY
1 -	2:31.009	10.719	70.77	16:17:29.690
2 -	2:22.104	1.814	75.21	16:19:51.794
3 -	2:20.796	0.506	75.91	16:22:12.590
4 -	2:21.922	1.632	75.30	16:24:34.512
5 -	2:20.656 (3)	0.366	75.98	16:26:55.168
6 -	2:20.290 (1)		76.18	16:29:15.458
7 -	2:20.488 (2)	0.198	76.07	16:31:35.946

P8 62 Max MARTIN				
LAP	LAP TIME	DIFF	MPH	TIME OF DAY
1 -	2:31.982	11.261	70.32	16:17:30.663
2 -	2:21.591 (3)	0.870	75.48	16:19:52.254
3 -	2:21.122 (2)	0.401	75.73	16:22:13.376
4 -	2:21.716	0.995	75.41	16:24:35.092
5 -	2:22.160	1.439	75.18	16:26:57.252
6 -	2:21.071 (1)		75.95	16:29:17.973
7 -	2:22.459	1.738	75.02	16:31:40.432

P9 111 Nic HARRISON				
LAP	LAP TIME	DIFF	MPH	TIME OF DAY
1 -	2:31.667	10.650	70.47	16:17:30.348
2 -	2:22.525	1.508	74.99	16:19:52.873
3 -	2:21.130 (2)	0.113	75.73	16:22:14.003
4 -	2:21.555	0.538	75.50	16:24:35.558
5 -	2:21.411 (3)	0.394	75.58	16:26:56.969
6 -	2:21.017 (1)		75.79	16:29:17.986
7 -	2:23.231	2.214	74.62	16:31:41.217

P10 5 Jay ELLIOTT				
LAP	LAP TIME	DIFF	MPH	TIME OF DAY
1 -	2:33.692	12.307	69.54	16:17:32.373
2 -	2:22.894	1.509	74.79	16:19:55.267
3 -	2:21.385 (1)		75.59	16:22:16.652
4 -	2:21.553	0.168	75.50	16:24:38.205
5 -	2:22.461	1.076	75.02	16:27:00.666
6 -	2:21.437 (3)	0.052	75.56	16:29:22.103
7 -	2:21.392 (2)	0.007	75.59	16:31:43.495

P11 75 Greg HILL				
LAP	LAP TIME	DIFF	MPH	TIME OF DAY
1 -	2:33.398	11.551	69.67	16:17:32.079
2 -	2:21.973 (3)	0.126	75.28	16:19:54.052
3 -	2:21.908 (2)	0.061	75.31	16:22:15.960
4 -	2:21.847 (1)		75.34	16:24:37.807
5 -	2:24.600	2.753	73.91	16:27:02.407
6 -	2:22.105	0.258	75.21	16:29:24.512
7 -	2:22.326	0.479	75.09	16:31:46.838

P12 57 Matthew PONCIA				
LAP	LAP TIME	DIFF	MPH	TIME OF DAY
1 -	2:35.856	12.856	68.57	16:17:34.537
2 -	2:24.161	1.161	74.13	16:19:58.698
3 -	2:23.907 (3)	0.907	74.27	16:22:22.605
4 -	2:23.658 (2)	0.658	74.39	16:24:46.263
5 -	2:23.000 (1)		74.74	16:27:09.263
6 -	2:24.010	1.010	74.21	16:29:33.273
7 -	2:25.427	2.427	73.49	16:31:58.700

K-Tec Racing Clio Sport Championship

RACE 7 - LAP ANALYSIS

DIFF = Difference To Personal Best Lap

P13 88 Brian CRAVEN				
LAP	LAP TIME	DIFF	MPH	TIME OF DAY
1 -	2:34.537	11.387	69.16	16:17:33.218
2 -	2:23.150 (1)		74.66	16:19:56.368
3 -	2:23.575 (2)	0.425	74.44	16:22:19.943
4 -	2:24.869	1.719	73.77	16:24:44.812
5 -	2:24.057 (3)	0.907	74.19	16:27:08.869
6 -	2:24.086	0.936	74.17	16:29:32.955
7 -	2:26.298	3.148	73.05	16:31:59.253

P14 77 John WHITE				
LAP	LAP TIME	DIFF	MPH	TIME OF DAY
1 -	2:37.144	13.487	68.01	16:17:35.825
2 -	2:26.077	2.420	73.16	16:20:01.902
3 -	2:24.960	1.303	73.73	16:22:26.862
4 -	2:24.230 (2)	0.573	74.10	16:24:51.092
5 -	2:24.302 (3)	0.645	74.06	16:27:15.394
6 -	2:23.657 (1)		74.40	16:29:39.051
7 -	2:26.536	2.879	72.93	16:32:05.587

P15 8 Chloe DALY				
LAP	LAP TIME	DIFF	MPH	TIME OF DAY
1 -	2:39.715	12.431	66.91	16:17:38.396
2 -	2:28.370	1.086	72.03	16:20:06.766
3 -	2:27.973 (3)	0.689	72.22	16:22:34.739
4 -	2:28.341	1.057	72.05	16:25:03.080
5 -	2:27.284 (1)		72.56	16:27:30.364
6 -	2:28.837	1.553	71.81	16:29:59.201
7 -	2:27.833 (2)	0.549	72.29	16:32:27.034

P16 13 Mark EYNOTT				
LAP	LAP TIME	DIFF	MPH	TIME OF DAY
1 -	2:30.622	10.594	70.95	16:17:29.303
2 -	2:20.996	0.968	75.80	16:19:50.299
3 -	2:20.599 (3)	0.571	76.01	16:22:10.898
4 -	2:20.028 (1)		76.32	16:24:30.926
5 -	2:20.651	0.623	75.99	16:26:51.577
6 -	2:20.503 (2)	0.475	76.07	16:29:12.080

K-Tec Racing Clio Sport Championship

RACE 7 - LAP CHART

LAP 1 @ 16:17:25.981			LAP 2 @ 16:19:46.931			LAP 3 @ 16:22:08.151			LAP 4 @ 16:24:28.499			LAP 5 @ 16:26:48.931		
NO	BEHIND	LAP TIME	NO	BEHIND	LAP TIME	NO	BEHIND	LAP TIME	NO	BEHIND	LAP TIME	NO	BEHIND	LAP TIME
55		2:27.300	55		2:20.950	55		2:21.220	55		2:20.348	55		2:20.432
72	0.926	2:28.226	72	0.684	2:20.708	72	0.292	2:20.828	72	0.692	2:20.748	1	0.682	2:20.004
7	1.585	2:28.885	7	1.619	2:20.984	7	1.135	2:20.736	1	1.110	2:19.860	72	1.409	2:21.149
297	2.273	2:29.573	297	2.048	2:20.725	1	1.598	2:20.316	7	2.186	2:21.399	7	2.321	2:20.567
1	3.145	2:30.445	1	2.502	2:20.307	13	2.747	2:20.599	13	2.427	2:20.028	13	2.646	2:20.651
13	3.322	2:30.622	13	3.368	2:20.996	297	3.540	2:22.712	12	4.887	2:21.462	12	5.047	2:20.592
30	3.709	2:31.009	12	4.424	2:21.335	12	3.773	2:20.569	297	5.535	2:22.343	297	5.433	2:20.330
12	4.039	2:31.339	30	4.863	2:22.104	30	4.439	2:20.796	30	6.013	2:21.922	30	6.237	2:20.656
111	4.367	2:31.667	62	5.323	2:21.591	62	5.225	2:21.122	62	6.593	2:21.716	111	8.038	2:21.411
62	4.682	2:31.982	111	5.942	2:22.525	111	5.852	2:21.130	111	7.059	2:21.555	62	8.321	2:22.160
75	6.098	2:33.398	75	7.121	2:21.973	75	7.809	2:21.908	75	9.308	2:21.847	5	11.735	2:22.461
5	6.392	2:33.692	5	8.336	2:22.894	5	8.501	2:21.385	5	9.706	2:21.553	75	13.476	2:24.600
88	7.237	2:34.537	88	9.437	2:23.150	88	11.792	2:23.575	88	16.313	2:24.869	88	19.938	2:24.057
57	8.556	2:35.856	57	11.767	2:24.161	57	14.454	2:23.907	57	17.764	2:23.658	57	20.332	2:23.000
77	9.844	2:37.144	77	14.971	2:26.077	77	18.711	2:24.960	77	22.593	2:24.230	77	26.463	2:24.302
8	12.415	2:39.715	8	19.835	2:28.370	8	26.588	2:27.973	8	34.581	2:28.341	8	41.433	2:27.284

K-Tec Racing Clio Sport Championship

RACE 7 - LAP CHART

LAP 6 @ 16:29:08.588			LAP 7 @ 16:31:28.863		
NO	BEHIND	LAP TIME	NO	BEHIND	LAP TIME
55		2:19.657	55		2:20.275
1	1.139	2:20.114	1	1.124	2:20.260
72	1.742	2:19.990	72	1.833	2:20.366
7	2.681	2:20.017	7	2.821	2:20.415
13	3.492	2:20.503	12	6.064	2:20.675
12	5.664	2:20.274	297	6.434	2:20.405
297	6.304	2:20.528	30	7.083	2:20.488
30	6.870	2:20.290	62	11.569	2:22.459
62	9.385	2:20.721	111	12.354	2:23.231
111	9.398	2:21.017	5	14.632	2:21.392
5	13.515	2:21.437	75	17.975	2:22.326
75	15.924	2:22.105	57	29.837	2:25.427
88	24.367	2:24.086	88	30.390	2:26.298
57	24.685	2:24.010	77	36.724	2:26.536
77	30.463	2:23.657	8	58.171	2:27.833
8	50.613	2:28.837			

K-Tec Racing Clio Sport Championship

RACE 7 - POSITION CHART

No	Name	Lap							
		Pos	1	2	3	4	5	6	7
55	GRIFFITHS	1	55	55	55	55	55	55	55
72	OCONNOR	2	72	72	72	72	1	1	1
1	LAWRENCE	3	7	7	7	1	72	72	72
13	EYNOTT	4	297	297	1	7	7	7	7
297	WHITTAKER	5	1	1	13	13	13	13	12
7	RICHARDSON	6	13	13	297	12	12	12	297
30	RANSOM	7	30	12	12	297	297	297	30
111	HARRISON	8	12	30	30	30	30	30	62
62	MARTIN	9	111	62	62	62	111	62	111
12	HIPKINS	10	62	111	111	111	62	111	5
75	HILL	11	75	75	75	75	5	5	75
5	ELLIOTT	12	5	5	5	5	75	75	57
57	PONCIA	13	88	88	88	88	88	88	88
77	WHITE	14	57	57	57	57	57	57	77
88	CRAVEN	15	77	77	77	77	77	77	8
8	DALY	16	8	8	8	8	8	8	8

K-Tec Racing Clio Sport Championship

RACE 7 - STATISTICS

Competitors Started 16
Planned Start 2024-08-03 @ 16:05:00.000
Actual Start 2024-08-03 @ 16:14:58.680
Finish Time 2024-08-03 @ 16:31:27.579
Track Length 2.9689mi.
Total Laps 111
Total Distance Covered 329.5491mi.

Session Fastest Lap History

NO	CL	NAME	LAP TIME	TIME OF DAY	LAP	VEHICLE
55	B	Justin GRIFFITHS	2:27.300	16:17:25.988	1	Renault Clio 197
55	B	Justin GRIFFITHS	2:20.950	16:19:46.937	2	Renault Clio 197
72	A	Peter OCONNOR	2:20.708	16:19:47.620	2	Renault Clio 182
1	B	Chris LAWRENCE	2:20.307	16:19:49.443	2	Renault Clio 197
1	B	Chris LAWRENCE	2:19.860	16:24:29.619	4	Renault Clio 197
55	B	Justin GRIFFITHS	2:19.657	16:29:08.593	6	Renault Clio 197

Session Leader History

NO	CL	NAME	FROM LAP	LAPS LED	DISTANCE	VEHICLE
55	B	Justin GRIFFITHS	1	7	20.78 miles	Renault Clio 197

Flag History

TYPE	TIME OF DAY
GREEN	16:14:58.680
FINISH	16:31:27.579

Flag Statistics

TYPE	COUNT	TOTAL LAPS	TOTAL TIME
Green	1	7	17:33.313
Red	0	0	0.000
Safety Car	0	0	0.000
FCY	0	0	0.000

K-Tec Racing Clio Sport Championship

RACE 7 - STATISTICS

CLASS : A

8 Starters

Fastest Lap History

NO	NAME	LAP TIME	TIME OF DAY	LAP	VEHICLE
72	Peter OCONNOR	2:28.226	16:17:26.912	1	Renault Clio 182
72	Peter OCONNOR	2:20.708	16:19:47.620	2	Renault Clio 182
13	Mark EYNOTT	2:20.599	16:22:10.902	3	Renault Clio 182
13	Mark EYNOTT	2:20.028	16:24:30.930	4	Renault Clio 182
72	Peter OCONNOR	2:19.990	16:29:10.335	6	Renault Clio 182

Leader History

NO	NAME	FROM LAP	LAPS LED	DISTANCE	VEHICLE
72	Peter OCONNOR	1	7	20.78 miles	Renault Clio 182

K-Tec Racing Clio Sport Championship

RACE 7 - STATISTICS

CLASS : B

8 Starters


Fastest Lap History

NO	NAME	LAP TIME	TIME OF DAY	LAP	VEHICLE
55	Justin GRIFFITHS	2:27.300	16:17:25.988	1	Renault Clio 197
55	Justin GRIFFITHS	2:20.950	16:19:46.937	2	Renault Clio 197
297	Yan WHITTAKER	2:20.725	16:19:48.994	2	Renault Clio 197
1	Chris LAWRENCE	2:20.307	16:19:49.443	2	Renault Clio 197
1	Chris LAWRENCE	2:19.860	16:24:29.619	4	Renault Clio 197
55	Justin GRIFFITHS	2:19.657	16:29:08.593	6	Renault Clio 197

Leader History

NO	NAME	FROM LAP	LAPS LED	DISTANCE	VEHICLE
55	Justin GRIFFITHS	1	7	20.78 miles	Renault Clio 197

K-Tec Racing Clio Sport Championship
RACE 14 - GRID (15 minutes)

ROW 8	15	2:23.657	77 John WHITE	16	2:27.284	8 Chloe DALY
ROW 7	13	2:23.000	57 Matthew PONCIA	14	2:23.150	88 Brian CRAVEN
ROW 6	11	2:21.385	5 Jay ELLIOTT	12	2:21.847	75 Greg HILL
ROW 5	9	2:20.721	62 Max MARTIN	10	2:21.017	111 Nic HARRISON
ROW 4	7	2:20.290	30 Darren RANSOM	8	2:20.330	297 Yan WHITTAKER
ROW 3	5	2:20.028	13 Mark EYNOTT	6	2:20.274	12 Matt HIPKINS
ROW 2	3	2:19.990	72 Peter OCONNOR	4	2:20.017	7 Stephen RICHARDSON
ROW 1	1	2:19.657	55 Justin GRIFFITHS	2	2:19.860	1 Chris LAWRENCE
Pole						
						

These results are provisional until the conclusion of any judicial and technical matters.

Snetterton 300: 2.9689 miles

Clerk Of Course: Lynne Spurr

Stewards:

Timekeeper: Stewart Burr



K-Tec Racing Clio Sport Championship

RACE 14 - CLASSIFICATION

Race Distance: 7 Laps / 20.78 miles

POS	NO	CL	PIC	NAME	ENTRY	LAPS	TIME	GAP	DIFF	MPH	BEST	ON	GRD	↑↓
1	55	B	1	Justin GRIFFITHS	Renault Clio 197	7	16:24.694			75.97	2:19.073	7	1	0
2	7	A	1	Stephen RICHARDSON	Renault Clio 182	7	16:28.981	4.287	4.287	75.65	2:19.226	5	4	2
3	72	A	2	Peter OCONNOR	Renault Clio 182	7	16:29.173	4.479	0.192	75.63	2:19.166	5	3	0
4	13	A	3	Mark EYNOTT	Renault Clio 182	7	16:29.384	4.690	0.211	75.61	2:19.583	6	5	1
5	297	B	2	Yan WHITTAKER	Renault Clio 197	7	16:33.694	9.000	4.310	75.29	2:19.176	4	8	3
6	30	B	3	Darren RANSOM	Renault Clio 197	7	16:34.132	9.438	0.438	75.25	2:19.800	5	7	1
7	1*	B	4	Chris LAWRENCE	Renault Clio 197	7	16:34.820	10.126	0.688	75.20	2:19.172	5	2	-5
8	62	A	4	Max MARTIN	Renault Clio 182	7	16:34.935	10.241	0.115	75.19	2:19.870	6	9	1
9	111	B	5	Nic HARRISON	Renault Clio 197	7	16:35.202	10.508	0.267	75.17	2:19.634	6	10	1
10	75	A	5	Greg HILL	Renault Clio 182	7	16:41.684	16.990	6.482	74.69	2:20.866	3	12	2
11	5	A	6	Jay ELLIOTT	Renault Clio 182	7	16:42.195	17.501	0.511	74.65	2:20.869	3	11	0
12	57	A	7	Matthew PONCIA	Renault Clio 182	7	17:00.363	35.669	18.168	73.32	2:22.842	4	13	1
13	77	B	6	John WHITE	Renault Clio 197	7	17:17.165	52.471	16.802	72.13	2:23.792	5	15	2
14	8	A	8	Chloe DALY	Renault Clio 182	7	17:28.247	1:03.553	11.082	71.37	2:26.056	2	16	2

NOT CLASSIFIED

DNF	12	B		Matt HIPKINS	Renault Clio 197	4	9:31.073	3 Laps	3 Laps	74.86	2:19.853	3	6	
DNF	88	B		Brian CRAVEN	Renault Clio 197	3	7:26.703	4 Laps	1 Lap	71.77	2:23.609	2	14	

FASTEST LAP

55	B	Justin GRIFFITHS	Renault Clio 197	7	2:19.073	76.85 mph	123.68 kph
72	A	Peter OCONNOR	Renault Clio 182	5	2:19.166	76.80 mph	123.59 kph

Comments:

*No. 1 - 5 second time penalty applied for exceeding track limits

Weather / Track : Cloudy / Dry

These results are provisional until the conclusion of any judicial and technical matters.

Date: 04/08/2024 Start: 11:46 Finish: 12:03
Snetterton 300: 2.9689 miles

Clerk Of Course: Lynne Spurr

Stewards:

Timekeeper: Stewart Burr



K-Tec Racing Clio Sport Championship

RACE 14 - LAP ANALYSIS

DIFF = Difference To Personal Best Lap

P1 55 Justin GRIFFITHS				
LAP	LAP TIME	DIFF	MPH	TIME OF DAY
1 -	2:27.115	8.042	72.65	11:49:04.731
2 -	2:19.665	0.592	76.52	11:51:24.396
3 -	2:20.472	1.399	76.08	11:53:44.868
4 -	2:19.864	0.791	76.41	11:56:04.732
5 -	2:19.203 (2)	0.130	76.78	11:58:23.935
6 -	2:19.302 (3)	0.229	76.72	12:00:43.237
7 -	2:19.073 (1)		76.85	12:03:02.310

P2 7 Stephen RICHARDSON				
LAP	LAP TIME	DIFF	MPH	TIME OF DAY
1 -	2:28.181	8.955	72.12	11:49:05.797
2 -	2:20.631	1.405	76.00	11:51:26.428
3 -	2:19.765 (2)	0.539	76.47	11:53:46.193
4 -	2:20.058 (3)	0.832	76.31	11:56:06.251
5 -	2:19.226 (1)		76.76	11:58:25.477
6 -	2:20.524	1.298	76.05	12:00:46.001
7 -	2:20.596	1.370	76.01	12:03:06.597

P3 72 Peter OCONNOR				
LAP	LAP TIME	DIFF	MPH	TIME OF DAY
1 -	2:28.613	9.447	71.91	11:49:06.229
2 -	2:20.449	1.283	76.09	11:51:26.678
3 -	2:19.802 (2)	0.636	76.45	11:53:46.480
4 -	2:20.054 (3)	0.888	76.31	11:56:06.534
5 -	2:19.166 (1)		76.80	11:58:25.700
6 -	2:20.618	1.452	76.00	12:00:46.318
7 -	2:20.471	1.305	76.08	12:03:06.789

P4 13 Mark EYNOTT				
LAP	LAP TIME	DIFF	MPH	TIME OF DAY
1 -	2:29.908	10.325	71.29	11:49:07.524
2 -	2:19.794 (3)	0.211	76.45	11:51:27.318
3 -	2:19.803	0.220	76.45	11:53:47.121
4 -	2:20.359	0.776	76.14	11:56:07.480
5 -	2:20.145	0.562	76.26	11:58:27.625
6 -	2:19.583 (1)		76.57	12:00:47.208
7 -	2:19.792 (2)	0.209	76.45	12:03:07.000

P5 297 Yan WHITTAKER				
LAP	LAP TIME	DIFF	MPH	TIME OF DAY
1 -	2:30.305	11.129	71.10	11:49:07.921
2 -	2:20.105 (3)	0.929	76.28	11:51:28.026
3 -	2:22.574	3.398	74.96	11:53:50.600
4 -	2:19.176 (1)		76.79	11:56:09.776
5 -	2:20.414	1.238	76.11	11:58:30.190
6 -	2:19.341 (2)	0.165	76.70	12:00:49.531
7 -	2:21.779	2.603	75.38	12:03:11.310

P6 30 Darren RANSOM				
LAP	LAP TIME	DIFF	MPH	TIME OF DAY
1 -	2:31.233	11.433	70.67	11:49:08.849
2 -	2:20.394	0.594	76.12	11:51:29.243
3 -	2:20.287	0.487	76.18	11:53:49.530
4 -	2:19.813 (2)	0.013	76.44	11:56:09.343
5 -	2:19.800 (1)		76.45	11:58:29.143
6 -	2:19.878 (3)	0.078	76.41	12:00:49.021
7 -	2:22.727	2.927	74.88	12:03:11.748

DIFF = Difference To Personal Best Lap

P7 1 Chris LAWRENCE				
LAP	LAP TIME	DIFF	MPH	TIME OF DAY
1 -	2:30.747	11.575	70.90	11:49:08.363
2 -	2:20.051	0.879	76.31	11:51:28.414
3 -	2:19.458 (2)	0.286	76.64	11:53:47.872
4 -	2:19.538 (3)	0.366	76.59	11:56:07.410
5 -	2:19.172 (1)		76.79	11:58:26.582
6 -	2:20.238	1.066	76.21	12:00:46.820
7 -	2:20.616	1.444	76.00	12:03:07.436

P8 62 Max MARTIN				
LAP	LAP TIME	DIFF	MPH	TIME OF DAY
1 -	2:32.212	12.342	70.21	11:49:09.828
2 -	2:20.310	0.440	76.17	11:51:30.138
3 -	2:20.846	0.976	75.88	11:53:50.984
4 -	2:19.989 (2)	0.119	76.34	11:56:10.973
5 -	2:20.286 (3)	0.416	76.18	11:58:31.259
6 -	2:19.870 (1)		76.41	12:00:51.129
7 -	2:21.422	1.552	75.57	12:03:12.551

P9 111 Nic HARRISON				
LAP	LAP TIME	DIFF	MPH	TIME OF DAY
1 -	2:32.625	12.991	70.02	11:49:10.241
2 -	2:20.365 (3)	0.731	76.14	11:51:30.606
3 -	2:21.023	1.389	75.78	11:53:51.629
4 -	2:19.809 (2)	0.175	76.44	11:56:11.438
5 -	2:20.712	1.078	75.95	11:58:32.150
6 -	2:19.634 (1)		76.54	12:00:51.784
7 -	2:21.034	1.400	75.78	12:03:12.818

P10 75 Greg HILL				
LAP	LAP TIME	DIFF	MPH	TIME OF DAY
1 -	2:33.473	12.607	69.64	11:49:11.089
2 -	2:21.181	0.315	75.70	11:51:32.270
3 -	2:20.866 (1)		75.87	11:53:53.136
4 -	2:21.067 (3)	0.201	75.76	11:56:14.203
5 -	2:21.023 (2)	0.157	75.78	11:58:35.226
6 -	2:21.615	0.749	75.47	12:00:56.841
7 -	2:22.459	1.593	75.02	12:03:19.300

P11 5 Jay ELLIOTT				
LAP	LAP TIME	DIFF	MPH	TIME OF DAY
1 -	2:33.850	12.981	69.47	11:49:11.466
2 -	2:21.440 (3)	0.571	75.56	11:51:32.906
3 -	2:20.869 (1)		75.87	11:53:53.775
4 -	2:21.550	0.681	75.50	11:56:15.325
5 -	2:21.440 (3)	0.571	75.56	11:58:36.765
6 -	2:21.878	1.009	75.33	12:00:58.643
7 -	2:21.168 (2)	0.299	75.71	12:03:19.811

P12 57 Matthew PONCIA				
LAP	LAP TIME	DIFF	MPH	TIME OF DAY
1 -	2:37.289	14.447	67.95	11:49:14.905
2 -	2:24.037	1.195	74.20	11:51:38.942
3 -	2:23.890 (3)	1.048	74.27	11:54:02.832
4 -	2:22.842 (1)		74.82	11:56:25.674
5 -	2:23.730 (2)	0.888	74.36	11:58:49.404
6 -	2:24.343	1.501	74.04	12:01:13.747
7 -	2:24.232	1.390	74.10	12:03:37.979

K-Tec Racing Clio Sport Championship

RACE 14 - LAP ANALYSIS

DIFF = Difference To Personal Best Lap

P13 77 John WHITE				
LAP	LAP TIME	DIFF	MPH	TIME OF DAY
1 -	2:37.937	14.145	67.67	11:49:15.553
2 -	2:25.218	1.426	73.60	11:51:40.771
3 -	2:24.222 (2)	0.430	74.10	11:54:04.993
4 -	2:25.059 (3)	1.267	73.68	11:56:30.052
5 -	2:23.792 (1)		74.33	11:58:53.844
6 -	2:34.397	10.605	69.22	12:01:28.241
7 -	2:26.540	2.748	72.93	12:03:54.781

P14 8 Chloe DALY				
LAP	LAP TIME	DIFF	MPH	TIME OF DAY
1 -	2:40.080	14.024	66.76	11:49:17.696
2 -	2:26.056 (1)		73.17	11:51:43.752
3 -	2:27.928	1.872	72.25	11:54:11.680
4 -	2:32.380	6.324	70.14	11:56:44.060
5 -	2:27.020 (2)	0.964	72.69	11:59:11.080
6 -	2:27.099 (3)	1.043	72.65	12:01:38.179
7 -	2:27.684	1.628	72.37	12:04:05.863

P15 12 Matt HIPKINS				
LAP	LAP TIME	DIFF	MPH	TIME OF DAY
1 -	2:30.946	11.093	70.80	11:49:08.562
2 -	2:19.944 (2)	0.091	76.37	11:51:28.506
3 -	2:19.853 (1)		76.42	11:53:48.359
4 -	2:20.330 (3)	0.477	76.16	11:56:08.689

P16 88 Brian CRAVEN				
LAP	LAP TIME	DIFF	MPH	TIME OF DAY
1 -	2:35.239 (3)	11.630	68.84	11:49:12.855
2 -	2:23.609 (1)		74.42	11:51:36.464
3 -	2:27.855 (2)	4.246	72.28	11:54:04.319

K-Tec Racing Clio Sport Championship

RACE 14 - LAP CHART

LAP 1 @ 11:49:04.731			LAP 2 @ 11:51:24.396			LAP 3 @ 11:53:44.868			LAP 4 @ 11:56:04.732			LAP 5 @ 11:58:23.935		
NO	BEHIND	LAP TIME	NO	BEHIND	LAP TIME	NO	BEHIND	LAP TIME	NO	BEHIND	LAP TIME	NO	BEHIND	LAP TIME
55		2:27.115	55		2:19.665	55		2:20.472	55		2:19.864	55		2:19.203
7	1.066	2:28.181	7	2.032	2:20.631	7	1.325	2:19.765	7	1.519	2:20.058	7	1.542	2:19.226
72	1.498	2:28.613	72	2.282	2:20.449	72	1.612	2:19.802	72	1.802	2:20.054	72	1.765	2:19.166
13	2.793	2:29.908	13	2.922	2:19.794	13	2.253	2:19.803	1	2.678	2:19.538	1	2.647	2:19.172
297	3.190	2:30.305	297	3.630	2:20.105	1	3.004	2:19.458	13	2.748	2:20.359	13	3.690	2:20.145
1	3.632	2:30.747	1	4.018	2:20.051	12	3.491	2:19.853	12	3.957	2:20.330	30	5.208	2:19.800
12	3.831	2:30.946	12	4.110	2:19.944	30	4.662	2:20.287	30	4.611	2:19.813	297	6.255	2:20.414
30	4.118	2:31.233	30	4.847	2:20.394	297	5.732	2:22.574	297	5.044	2:19.176	62	7.324	2:20.286
62	5.097	2:32.212	62	5.742	2:20.310	62	6.116	2:20.846	62	6.241	2:19.989	111	8.215	2:20.712
111	5.510	2:32.625	111	6.210	2:20.365	111	6.761	2:21.023	111	6.706	2:19.809	75	11.291	2:21.023
75	6.358	2:33.473	75	7.874	2:21.181	75	8.268	2:20.866	75	9.471	2:21.067	5	12.830	2:21.440
5	6.735	2:33.850	5	8.510	2:21.440	5	8.907	2:20.869	5	10.593	2:21.550	57	25.469	2:23.730
88	8.124	2:35.239	88	12.068	2:23.609	57	17.964	2:23.890	57	20.942	2:22.842	77	29.909	2:23.792
57	10.174	2:37.289	57	14.546	2:24.037	88	19.451	2:27.855	77	25.320	2:25.059	8	47.145	2:27.020
77	10.822	2:37.937	77	16.375	2:25.218	77	20.125	2:24.222	8	39.328	2:32.380			
8	12.965	2:40.080	8	19.356	2:26.056	8	26.812	2:27.928						

K-Tec Racing Clio Sport Championship

RACE 14 - LAP CHART

LAP 6 @ 12:00:43.237			LAP 7 @ 12:03:02.310		
NO	BEHIND	LAP TIME	NO	BEHIND	LAP TIME
55		2:19.302	55		2:19.073
7	2.764	2:20.524	7	4.287	2:20.596
72	3.081	2:20.618	72	4.479	2:20.471
1	3.583	2:20.238	13	4.690	2:19.792
13	3.971	2:19.583	1	5.126	2:20.616
30	5.784	2:19.878	297	9.000	2:21.779
297	6.294	2:19.341	30	9.438	2:22.727
62	7.892	2:19.870	62	10.241	2:21.422
111	8.547	2:19.634	111	10.508	2:21.034
75	13.604	2:21.615	75	16.990	2:22.459
5	15.406	2:21.878	5	17.501	2:21.168
57	30.510	2:24.343	57	35.669	2:24.232
77	45.004	2:34.397	77	52.471	2:26.540
8	54.942	2:27.099	8	1:03.553	2:27.684

K-Tec Racing Clio Sport Championship

RACE 14 - POSITION CHART

No	Name	Lap							
		Pos	1	2	3	4	5	6	7
55	GRIFFITHS	1	55	55	55	55	55	55	55
1	LAWRENCE	2	7	7	7	7	7	7	7
72	OCONNOR	3	72	72	72	72	72	72	72
7	RICHARDSON	4	13	13	13	1	1	1	13
13	EYNOTT	5	297	297	1	13	13	13	1
12	HIPKINS	6	1	1	12	12	30	30	297
30	RANSOM	7	12	12	30	30	297	297	30
297	WHITTAKER	8	30	30	297	297	62	62	62
62	MARTIN	9	62	62	62	62	111	111	111
111	HARRISON	10	111	111	111	111	75	75	75
5	ELLIOTT	11	75	75	75	75	5	5	5
75	HILL	12	5	5	5	5	57	57	57
57	PONCIA	13	88	88	57	57	77	77	77
88	CRAVEN	14	57	57	88	77	8	8	8
77	WHITE	15	77	77	77	8			
8	DALY	16	8	8	8				

K-Tec Racing Clio Sport Championship

RACE 14 - STATISTICS

Competitors Started	16
Planned Start	2024-08-04 @ 11:50:00.000
Actual Start	2024-08-04 @ 11:46:37.615
Finish Time	2024-08-04 @ 12:03:02.309
Track Length	2.9689mi.
Total Laps	105
Total Distance Covered	311.7357mi.

Session Fastest Lap History

NO	CL	NAME	LAP TIME	TIME OF DAY	LAP	VEHICLE
55	B	Justin GRIFFITHS	2:27.115	11:49:04.731	1	Renault Clio 197
55	B	Justin GRIFFITHS	2:19.665	11:51:24.396	2	Renault Clio 197
1	B	Chris LAWRENCE	2:19.458	11:53:47.872	3	Renault Clio 197
297	B	Yan WHITTAKER	2:19.176	11:56:09.776	4	Renault Clio 197
72	A	Peter OCONNOR	2:19.166	11:58:25.700	5	Renault Clio 182
55	B	Justin GRIFFITHS	2:19.073	12:03:02.310	7	Renault Clio 197

Session Leader History

NO	CL	NAME	FROM LAP	LAPS LED	DISTANCE	VEHICLE
55	B	Justin GRIFFITHS	1	7	20.78 miles	Renault Clio 197

Flag History

TYPE	TIME OF DAY
GREEN	11:46:37.615
FINISH	12:03:02.309

Flag Statistics

TYPE	COUNT	TOTAL LAPS	TOTAL TIME
Green	1	7	17:33.038
Red	0	0	0.000
Safety Car	0	0	0.000
FCY	0	0	0.000

K-Tec Racing Clio Sport Championship

RACE 14 - STATISTICS

CLASS : A

8 Starters

Fastest Lap History

NO	NAME	LAP TIME	TIME OF DAY	LAP	VEHICLE
7	Stephen RICHARDSON	2:28.181	11:49:05.797	1	Renault Clio 182
7	Stephen RICHARDSON	2:20.631	11:51:26.428	2	Renault Clio 182
72	Peter OCONNOR	2:20.449	11:51:26.678	2	Renault Clio 182
13	Mark EYNOTT	2:19.794	11:51:27.389	2	Renault Clio 182
7	Stephen RICHARDSON	2:19.765	11:53:46.193	3	Renault Clio 182
7	Stephen RICHARDSON	2:19.226	11:58:25.477	5	Renault Clio 182
72	Peter OCONNOR	2:19.166	11:58:25.700	5	Renault Clio 182

Leader History

NO	NAME	FROM LAP	LAPS LED	DISTANCE	VEHICLE
7	Stephen RICHARDSON	1	7	20.78 miles	Renault Clio 182

K-Tec Racing Clio Sport Championship

RACE 14 - STATISTICS

CLASS : B

8 Starters


Fastest Lap History

NO	NAME	LAP TIME	TIME OF DAY	LAP	VEHICLE
55	Justin GRIFFITHS	2:27.115	11:49:04.731	1	Renault Clio 197
55	Justin GRIFFITHS	2:19.665	11:51:24.396	2	Renault Clio 197
1	Chris LAWRENCE	2:19.458	11:53:47.872	3	Renault Clio 197
297	Yan WHITTAKER	2:19.176	11:56:09.776	4	Renault Clio 197
1	Chris LAWRENCE	2:19.172	11:58:26.582	5	Renault Clio 197
55	Justin GRIFFITHS	2:19.073	12:03:02.310	7	Renault Clio 197

Leader History

NO	NAME	FROM LAP	LAPS LED	DISTANCE	VEHICLE
55	Justin GRIFFITHS	1	7	20.78 miles	Renault Clio 197

K-Tec Racing Clio Sport Championship
RACE 20 - GRID (15 minutes)

ROW 8	15	2:23.792	77 John WHITE	16	2:26.056	8 Chloe DALY
ROW 7	13	2:22.842	57 Matthew PONCIA	14	2:23.609	88 Brian CRAVEN
ROW 6	11	2:20.866	75 Greg HILL	12	2:20.869	5 Jay ELLIOTT
ROW 5	9	2:19.853	12 Matt HIPKINS	10	2:19.870	62 Max MARTIN
ROW 4	7	2:19.634	111 Nic HARRISON	8	2:19.800	30 Darren RANSOM
ROW 3	5	2:19.226	7 Stephen RICHARDSON	6	2:19.583	13 Mark EYNOTT
ROW 2	3	2:19.172	1 Chris LAWRENCE	4	2:19.176	297 Yan WHITTAKER
ROW 1	1	2:19.073	55 Justin GRIFFITHS	2	2:19.166	72 Peter OCONNOR
Pole						
						

These results are provisional until the conclusion of any judicial and technical matters.

Snetterton 300: 2.9689 miles

Clerk Of Course: Lynne Spurr

Stewards:

Timekeeper: Stewart Burr



K-Tec Racing Clio Sport Championship

RACE 20 - CLASSIFICATION

Race Distance: 5 Laps / 14.84 miles

POS	NO	CL	PIC	NAME	ENTRY	LAPS	TIME	GAP	DIFF	MPH	BEST	ON	GRD	↑↓
1	72	A	1	Peter OCONNOR	Renault Clio 182	5	11:45.118			75.78	2:18.954	4	2	1
2	55	B	1	Justin GRIFFITHS	Renault Clio 197	5	11:45.594	0.476	0.476	75.73	2:18.949	4	1	-1
3	7	A	2	Stephen RICHARDSON	Renault Clio 182	5	11:51.089	5.971	5.495	75.15	2:19.988	3	5	2
4	13	A	3	Mark EYNOTT	Renault Clio 182	5	11:51.268	6.150	0.179	75.13	2:19.977	3	6	2
5	30	B	2	Darren RANSOM	Renault Clio 197	5	11:52.025	6.907	0.757	75.05	2:20.125	4	8	3
6	12	B	3	Matt HIPKINS	Renault Clio 197	5	11:56.107	10.989	4.082	74.62	2:19.291	3	9	3
7	111	B	4	Nic HARRISON	Renault Clio 197	5	11:56.885	11.767	0.778	74.54	2:20.213	3	7	0
8	5	A	4	Jay ELLIOTT	Renault Clio 182	5	11:59.314	14.196	2.429	74.29	2:20.927	3	12	4
9	75	A	5	Greg HILL	Renault Clio 182	5	12:01.098	15.980	1.784	74.10	2:20.943	5	11	2
10	57	A	6	Matthew PONCIA	Renault Clio 182	5	12:11.176	26.058	10.078	73.08	2:23.318	4	13	3
11	8	A	7	Chloe DALY	Renault Clio 182	5	12:40.076	54.958	28.900	70.30	2:27.274	3	16	5

NOT CLASSIFIED

DNF	62	A		Max MARTIN	Renault Clio 182	4	9:38.024	1 Lap	1 Lap	73.96	2:19.291	3	10	
DNF	297	B		Yan WHITTAKER	Renault Clio 197	3	7:11.931	2 Laps	1 Lap	74.23	2:19.635	3	4	
DNF	77	B		John WHITE	Renault Clio 197	1	2:34.510	4 Laps	2 Laps	69.17	2:34.510	1	15	
DNF	1	B		Chris LAWRENCE	Renault Clio 197	0							3	
DNF	88	B		Brian CRAVEN	Renault Clio 197	0							14	

FASTEST LAP

55	B			Justin GRIFFITHS	Renault Clio 197	4	2:18.949			76.92 mph			123.79 kph	
72	A			Peter OCONNOR	Renault Clio 182	4	2:18.954			76.91 mph			123.78 kph	

Weather / Track : Cloudy / Dry

These results are provisional until the conclusion of any judicial and technical matters.

Date: 04/08/2024 Start: 17:14 Finish: 17:25
Snetterton 300: 2.9689 miles

Clerk Of Course: Lynne Spurr

Stewards:

Timekeeper: Stewart Burr



K-Tec Racing Clio Sport Championship

RACE 20 - LAP ANALYSIS

DIFF = Difference To Personal Best Lap

P1 72 Peter OCONNOR				
LAP	LAP TIME	DIFF	MPH	TIME OF DAY
1 -	2:28.023	9.069	72.20	17:16:36.649
2 -	2:19.412 (3)	0.458	76.66	17:18:56.061
3 -	2:19.220 (2)	0.266	76.77	17:21:15.281
4 -	2:18.954 (1)		76.91	17:23:34.235
5 -	2:19.509	0.555	76.61	17:25:53.744

P2 55 Justin GRIFFITHS				
LAP	LAP TIME	DIFF	MPH	TIME OF DAY
1 -	2:28.404	9.455	72.01	17:16:37.030
2 -	2:19.291 (3)	0.342	76.73	17:18:56.321
3 -	2:19.271 (2)	0.322	76.74	17:21:15.592
4 -	2:18.949 (1)		76.92	17:23:34.541
5 -	2:19.679	0.730	76.51	17:25:54.220

P3 7 Stephen RICHARDSON				
LAP	LAP TIME	DIFF	MPH	TIME OF DAY
1 -	2:29.456	9.468	71.51	17:16:38.082
2 -	2:20.392 (3)	0.404	76.13	17:18:58.474
3 -	2:19.988 (1)		76.34	17:21:18.462
4 -	2:20.083 (2)	0.095	76.29	17:23:38.545
5 -	2:21.170	1.182	75.71	17:25:59.715

P4 13 Mark EYNOTT				
LAP	LAP TIME	DIFF	MPH	TIME OF DAY
1 -	2:29.683	9.706	71.40	17:16:38.309
2 -	2:20.566 (3)	0.589	76.03	17:18:58.875
3 -	2:19.977 (1)		76.35	17:21:18.852
4 -	2:20.032 (2)	0.055	76.32	17:23:38.884
5 -	2:21.010	1.033	75.79	17:25:59.894

P5 30 Darren RANSOM				
LAP	LAP TIME	DIFF	MPH	TIME OF DAY
1 -	2:30.287	10.162	71.11	17:16:38.913
2 -	2:20.505 (3)	0.380	76.06	17:18:59.418
3 -	2:20.174 (2)	0.049	76.24	17:21:19.592
4 -	2:20.125 (1)		76.27	17:23:39.717
5 -	2:20.934	0.809	75.83	17:26:00.651

P6 12 Matt HIPKINS				
LAP	LAP TIME	DIFF	MPH	TIME OF DAY
1 -	2:31.856	12.565	70.38	17:16:40.482
2 -	2:21.033 (3)	1.742	75.78	17:19:01.515
3 -	2:19.291 (1)		76.73	17:21:20.806
4 -	2:23.305	4.014	74.58	17:23:44.111
5 -	2:20.622 (2)	1.331	76.00	17:26:04.733

P7 111 Nic HARRISON				
LAP	LAP TIME	DIFF	MPH	TIME OF DAY
1 -	2:30.968	10.755	70.79	17:16:39.594
2 -	2:20.583 (2)	0.370	76.02	17:19:00.177
3 -	2:20.213 (1)		76.22	17:21:20.390
4 -	2:24.321	4.108	74.05	17:23:44.711
5 -	2:20.800 (3)	0.587	75.90	17:26:05.511

DIFF = Difference To Personal Best Lap

P8 5 Jay ELLIOTT				
LAP	LAP TIME	DIFF	MPH	TIME OF DAY
1 -	2:33.078	12.151	69.82	17:16:41.704
2 -	2:21.687 (2)	0.760	75.43	17:19:03.391
3 -	2:20.927 (1)		75.84	17:21:24.318
4 -	2:21.759 (3)	0.832	75.39	17:23:46.077
5 -	2:21.863	0.936	75.34	17:26:07.940

P9 75 Greg HILL				
LAP	LAP TIME	DIFF	MPH	TIME OF DAY
1 -	2:33.871	12.928	69.46	17:16:42.497
2 -	2:22.840	1.897	74.82	17:19:05.337
3 -	2:22.008 (3)	1.065	75.26	17:21:27.345
4 -	2:21.436 (2)	0.493	75.56	17:23:48.781
5 -	2:20.943 (1)		75.83	17:26:09.724

P10 57 Matthew PONCIA				
LAP	LAP TIME	DIFF	MPH	TIME OF DAY
1 -	2:35.889	12.571	68.56	17:16:44.515
2 -	2:24.196 (3)	0.878	74.12	17:19:08.711
3 -	2:23.351 (2)	0.033	74.55	17:21:32.062
4 -	2:23.318 (1)		74.57	17:23:55.380
5 -	2:24.422	1.104	74.00	17:26:19.802

P11 8 Chloe DALY				
LAP	LAP TIME	DIFF	MPH	TIME OF DAY
1 -	2:41.856	14.582	66.03	17:16:50.482
2 -	2:29.668 (3)	2.394	71.41	17:19:20.150
3 -	2:27.274 (1)		72.57	17:21:47.424
4 -	2:29.001 (2)	1.727	71.73	17:24:16.425
5 -	2:32.277	5.003	70.18	17:26:48.702

P12 62 Max MARTIN				
LAP	LAP TIME	DIFF	MPH	TIME OF DAY
1 -	2:32.583	13.292	70.04	17:16:41.209
2 -	2:20.816 (2)	1.525	75.90	17:19:02.025
3 -	2:19.291 (1)		76.73	17:21:21.316
4 -	2:25.334 (3)	6.043	73.54	17:23:46.650

P13 297 Yan WHITTAKER				
LAP	LAP TIME	DIFF	MPH	TIME OF DAY
1 -	2:30.875 (3)	11.240	70.84	17:16:39.501
2 -	2:21.421 (2)	1.786	75.57	17:19:00.922
3 -	2:19.635 (1)		76.54	17:21:20.557

P14 77 John WHITE				
LAP	LAP TIME	DIFF	MPH	TIME OF DAY
1 -	2:34.510 (1)		69.17	17:16:43.136

K-Tec Racing Clio Sport Championship

RACE 20 - LAP CHART

LAP 1 @ 17:16:36.649			LAP 2 @ 17:18:56.061			LAP 3 @ 17:21:15.281			LAP 4 @ 17:23:34.235			LAP 5 @ 17:25:53.744		
NO	BEHIND	LAP TIME	NO	BEHIND	LAP TIME	NO	BEHIND	LAP TIME	NO	BEHIND	LAP TIME	NO	BEHIND	LAP TIME
72		2:28.023	72		2:19.412	72		2:19.220	72		2:18.954	72		2:19.509
55	0.381	2:28.404	55	0.260	2:19.291	55	0.311	2:19.271	55	0.306	2:18.949	55	0.476	2:19.679
7	1.433	2:29.456	7	2.413	2:20.392	7	3.181	2:19.988	7	4.310	2:20.083	7	5.971	2:21.170
13	1.660	2:29.683	13	2.814	2:20.566	13	3.571	2:19.977	13	4.649	2:20.032	13	6.150	2:21.010
30	2.264	2:30.287	30	3.357	2:20.505	30	4.311	2:20.174	30	5.482	2:20.125	30	6.907	2:20.934
297	2.852	2:30.875	111	4.116	2:20.583	111	5.109	2:20.213	12	9.876	2:23.305	12	10.989	2:20.622
111	2.945	2:30.968	297	4.861	2:21.421	297	5.276	2:19.635	111	10.476	2:24.321	111	11.767	2:20.800
12	3.833	2:31.856	12	5.454	2:21.033	12	5.525	2:19.291	5	11.842	2:21.759	5	14.196	2:21.863
62	4.560	2:32.583	62	5.964	2:20.816	62	6.035	2:19.291	62	12.415	2:25.334	75	15.980	2:20.943
5	5.055	2:33.078	5	7.330	2:21.687	5	9.037	2:20.927	75	14.546	2:21.436	57	26.058	2:24.422
75	5.848	2:33.871	75	9.276	2:22.840	75	12.064	2:22.008	57	21.145	2:23.318	8	54.958	2:32.277
77	6.487	2:34.510	57	12.650	2:24.196	57	16.781	2:23.351	8	42.190	2:29.001			
57	7.866	2:35.889	8	24.089	2:29.668	8	32.143	2:27.274						
8	13.833	2:41.856												

K-Tec Racing Clio Sport Championship

RACE 20 - POSITION CHART

No	Name	Lap	1	2	3	4	5
		Pos					
55	GRIFFITHS	1	72	72	72	72	72
72	OCONNOR	2	55	55	55	55	55
1	LAWRENCE	3	7	7	7	7	7
297	WHITTAKER	4	13	13	13	13	13
7	RICHARDSON	5	30	30	30	30	30
13	EYNOTT	6	297	111	111	12	12
111	HARRISON	7	111	297	297	111	111
30	RANSOM	8	12	12	12	5	5
12	HIPKINS	9	62	62	62	62	75
62	MARTIN	10	5	5	5	75	57
75	HILL	11	75	75	75	57	8
5	ELLIOTT	12	77	57	57	8	
57	PONCIA	13	57	8	8		
88	CRAVEN	14	8				
77	WHITE	15					
8	DALY	16					

K-Tec Racing Clio Sport Championship

RACE 20 - STATISTICS

Competitors Started	16
Planned Start	2024-08-04 @ 17:15:00.000
Actual Start	2024-08-04 @ 17:14:08.625
Finish Time	2024-08-04 @ 17:25:51.266
Track Length	2.9689mi.
Total Laps	63
Total Distance Covered	187.0414mi.

Session Fastest Lap History

NO	CL	NAME	LAP TIME	TIME OF DAY	LAP	VEHICLE
72	A	Peter OCONNOR	2:28.023	17:16:36.649	1	Renault Clio 182
72	A	Peter OCONNOR	2:19.412	17:18:56.061	2	Renault Clio 182
55	B	Justin GRIFFITHS	2:19.291	17:18:56.321	2	Renault Clio 197
72	A	Peter OCONNOR	2:19.220	17:21:15.281	3	Renault Clio 182
72	A	Peter OCONNOR	2:18.954	17:23:34.235	4	Renault Clio 182
55	B	Justin GRIFFITHS	2:18.949	17:23:34.541	4	Renault Clio 197

Session Leader History

NO	CL	NAME	FROM LAP	LAPS LED	DISTANCE	VEHICLE
72	A	Peter OCONNOR	1	5	14.84 miles	Renault Clio 182

Flag History

TYPE	TIME OF DAY
GREEN	17:14:08.625
FINISH	17:25:51.266

Flag Statistics

TYPE	COUNT	TOTAL LAPS	TOTAL TIME
Green	1	5	12:51.493
Red	0	0	0.000
Safety Car	0	0	0.000
FCY	0	0	0.000

K-Tec Racing Clio Sport Championship

RACE 20 - STATISTICS

CLASS : A

8 Starters

Fastest Lap History

NO	NAME	LAP TIME	TIME OF DAY	LAP	VEHICLE
72	Peter OCONNOR	2:28.023	17:16:36.649	1	Renault Clio 182
72	Peter OCONNOR	2:19.412	17:18:56.061	2	Renault Clio 182
72	Peter OCONNOR	2:19.220	17:21:15.281	3	Renault Clio 182
72	Peter OCONNOR	2:18.954	17:23:34.235	4	Renault Clio 182

Leader History

NO	NAME	FROM LAP	LAPS LED	DISTANCE	VEHICLE
72	Peter OCONNOR	1	5	14.84 miles	Renault Clio 182

K-Tec Racing Clio Sport Championship

RACE 20 - STATISTICS

CLASS : B

8 Starters

Fastest Lap History

NO	NAME	LAP TIME	TIME OF DAY	LAP	VEHICLE
55	Justin GRIFFITHS	2:28.404	17:16:37.030	1	Renault Clio 197
55	Justin GRIFFITHS	2:19.291	17:18:56.321	2	Renault Clio 197
55	Justin GRIFFITHS	2:19.271	17:21:15.592	3	Renault Clio 197
55	Justin GRIFFITHS	2:18.949	17:23:34.541	4	Renault Clio 197

Leader History

NO	NAME	FROM LAP	LAPS LED	DISTANCE	VEHICLE
55	Justin GRIFFITHS	1	5	14.84 miles	Renault Clio 197