

MSVR Club Car Championships

Brands Hatch GP

01/02 July 2023

Final Instructions – Issue ONE

This meeting is organised by MotorSport Vision Racing, governed by the General Competition Rules of Motorsport UK, incorporating the provisions of the International Sporting Code of the FIA, additional Supplementary Regulations and any written instructions the organisers issue for the event.

1. PERMIT

This event will be held under the following Motorsport UK Permit numbers:

Interclub: 128919

2. OFFICIALS

Motorsport UK Steward – Ian Hattersley
 Event Stewards – Tony Johnstone, Bill Shewan
 Senior Clerk of the Course – Ian Denyer
 Clerk of the Course – Luke Caudle, Joe East, Andrew Outterside, Josh Bennett
 Assistant Clerk of the Course – Kieron Salmons
 Event Secretary – Liz Goodrich
 Chief Scrutineer – Nigel Thorne
 Chief Medical Officer – Eyston Vaughan-Huxley (Sat) Sarj Sothisrihari (Sun)
 Starter/Chief Flags – John Wells
 Chief Paddock Marshal – Vince Markey
 Chief Pit Marshal – Darryl Burgess
 Race Control Logistics – Gill Barnett
 Chief Timekeeper – Andrew Craker
 Race Communications – Tony Almond
 Race Control Operations – Paul Donaghy
 Commentators – Alan Hyde, Joshua Barrett
 Safety Car Driver – Ian Barnett
 Safety Car Observer - Richard Sneider
 Marshals/Event Officials - Members of the BMCC and other Motorsport UK recognised Clubs
 Ambulances - Advanced Medical Transport Services
 Rescue Units – MSVR, 750MC (Sat)
 Recovery – Trackside Recovery Ltd
 Paddock Manager - Stephen Green
 Safeguarding Officer – Liz Goodrich

3. COMPETITORS PADDOCK ACCESS

It is important that you follow instructions regarding parking within the paddock areas. Please liaise with the Paddock Manager before setting up.

Please find the access times below, if you are testing, then please follow their issued instructions:

Area	Access Day	Access Time
Outer Paddock	Thursday	17:30
GP Paddock	Friday	18:30

Garages are reserved for CTCRC as per the garage plan

The paddocks must be vacated by 21:00 on Sunday 02 July 2023.

4. SIGNING ON FOR COMPETITORS

All competitors will sign on using the below link. The only method to sign-on will be through this link and it must be done **no later than 48 hours before** your first session on track. This is to ensure that you aren't prevented from joining your relevant session:

[01/02 July - Brands Hatch - Drivers' sign-on](#)

When signing on all drivers must be in possession of, as required: a) Drivers and Entrants Motorsport UK Competition Licence. b) Drivers Medical Certificate (if not incorporated in the Licence). c) Valid Club Membership (where applicable). You may be asked to produce your licence at any time during an event, so please ensure you have it at the venue.

Any competitor holding a competition licence not issued by Motorsport UK MUST specify this on the entry form for the event. Further they can only participate with authorisation from their ASN (as required by the FIA International Sporting Code) and MUST present this written authorisation when signing on.

5. SIGNING ON FOR ALL SENIOR OFFICIALS

All officials will sign on using the below link:

[01/02 July 2023 - Brands Hatch - Officials' sign-on](#)

6. NOTICE BOARD

The official notice board will be on the dedicated event page, on the MSVR website.

7. TIMING SCREEN

The Official Timing Screen will be the Starters timing screen in the Pit Lane.

8. SCRUTINEERING

Please ensure that you have completed, in its entirety, the Motorsport UK self-declaration scrutineering form.

In addition to the self declaration form that all competitors must complete as part of the signing-on process, at least 25% of vehicles will be physically inspected by a Motorsport UK scrutineer. These cars will be pre-selected by the scrutineers to ensure that every car/competitor is seen at least once, every four race events that it competes in. The time slot for these checks can be found below:

Saturday

Championship/Series	Time	Location
CTCC - Thunder & Jaguar	07:30	In Situ
CTCC - Pre '03/Pre '93/BOSS	08:00	In Situ
CTCC - Super Tourer	08:30	In Garages
CTCC - Pre '83 & Pre '66	10:00	In Situ
MSVT Trackday Championship	09:30	In Situ
5Club Racing MX5 Cup	09:00	In Situ

Sunday

Championship/Series	Time	Location
United Formula Ford & CoB	10:00	In Situ

Visual scrutineering will be conducted on all competing vehicles just before noise testing at the entrance of the assembly area, and in the paddock road while waiting to avoid causing congestion. Scrutineers will have the power to perform random spot-checks on both cars and drivers' equipment throughout the event.

Any non-MSVR permitted/guest championships/Series will be asked if they would be happy to take part in the trail. If they choose not to take part, 100% scrutineering will be conducted.

If you are unsure of your vehicle's ability to meet the required safety criteria set out in the Motorsport UK general regulations, then please find a Scrutineer and ask them to check this for you. Allow plenty of time before your first session on track

9. ELIGIBILITY

Eligibility may be checked by a member of the Motorsport UK Technical Commission listed in the 2023 Motorsport UK Yearbook at Appendix 5d. These Technical Commissioners will be considered as Judges of Fact within the Regulations. The Championship/Series licensed Eligibility Scrutineers are also considered Judges of Fact and empowered to undertake any measurements or examinations of vehicles.

10. DRIVERS RACING FOR THE FIRST TIME AT BRANDS HATCH

Competitors must read an instruction sheet sent upon request.

11. DRIVERS BRIEFINGS

All competitors are required to attend a briefing at the following times and locations before they go on track:

Saturday

Championship/Series	Time	Location
CTCC - Thunder & Jaguar	08:00	Briefing Room
CTCC - Pre '03/Pre '93/BOSS	08:30	Briefing Room
CTCC - Super Tourer	09:00	Briefing Room
CTCC - Pre '83 & Pre '66	10:30	Briefing Room
MSVT Trackday Championship	10:00	Hailwoods
5Club Racing MX5 Cup	09:30	Hailwoods

Sunday

Championship/Series	Time	Location
United Formula Ford & CoB	10:30	Hailwoods

The briefing may be supplemented by written notes which will include any specific information for your series/championship and will be treated as an official event document.

The organisers reserve the right to call extra briefings as appropriate. Attendance/completion of the drivers briefing is mandatory.

12. ENGINE / NOISE POLLUTION

Engines must not be run:

- Before 0815 hours OR after 1830 hours on Saturday
- Before 0915 hours OR after 1830 hours on Sunday

All competing cars must comply with Motorsport UK or championship/series regulations.

13. PIT LANE

Please note the mandatory speed limit in the Pit Lane of **60km/h for all sessions**. Please keep the outer lane clear at all times. The Penalty Box is in the Pit Lane adjacent to Race Control.

Pit Lane – competitors must not exit the pit lane when the Red Light at the pit exit is illuminated, and must not cross the blend line.

14. QUALIFYING

All cars in the garages and outer paddock will proceed to the GP Paddock Assembly Area 20 minutes prior to their session start. (Cars in the garages to use the garage 1 cut through) From the Assembly Area cars will enter the Pit Lane on instruction from officials. All cars will start qualifying from the Pit Lane.

15. RACE START PROCEDURE

All cars in the garages and outer paddock will proceed to the GP Paddock Assembly Area 20 minutes prior to their session start. (Cars in the garages to use the garage 1 cut through) From the Assembly Area cars will proceed directly to the grid and when all cars are in position the countdown will commence.

If the delay from the showing of the Green Flag to the start of the race takes more than three minutes, the organisers reserve the right to reduce the race distance.

All grids will have a green flag lap.

All Starts will be standing starts

Races will start when the red lights are extinguished, or the Union Flag is dropped.

16. GRIDS

All grids will be in accordance with Championship/Series Regulations & Track Licence.

17. COUNTDOWNS

For all races, the countdown will start at the 1 minute signal unless Championship/Series regulations specify a different procedure.

18. SAFETY CAR

The Clerk of the Course has the option to deploy a Safety Car for all qualifying and races. The Safety Car will join the circuit at Marshal Post 8 and leave the circuit by entering the Pit Lane.

Any lap times set while the Safety Car is deployed during Qualifying will not be used to determine grid positions.

19. LIVE SNATCH

Brands Hatch is licensed for Live Snatch. During racing or qualifying any car that needs removing from a gravel trap may be removed by a 'snatch vehicle' under local yellow flags.

Live snatch will not be used for United Formula Ford & CoB

20. TRACK LIMITS

At this event infringements of 'track limits' as defined by Motorsport UK Regulation Q12.21.2 can be detected by an automatic system that will identify the offending car and produce a photograph of the infringement.

This photographic evidence will be considered as a fact and may be used by the Clerk of the Course for judicial procedures in accordance with Motorsport UK Regulations.

The above mechanism for such infringements does not preclude from marshals, officials and Judges of Fact from reporting infringements.

21. CONTROL FLAGS

Control Flags: Control flags (Black/White, Black/Orange etc.) with car numbers may be shown from the control line on driver's left at the line.

The same information may also be shown from electronic panels displayed alongside the start lights in addition to or as an alternative to the flags on the line.

22. END OF PRACTICE AND RACE PROCEDURE

Saturday

After taking the Chequered Flag all cars will slow down progressively, and enter the pit lane on the right hand side at post nine (turn four). Please see appendix 1 below.

All cars will go immediately either to the GP Paddock Parc Fermé, or to their paddock awnings as directed by officials.

Sunday

After taking the Chequered Flag all cars will slow down progressively, completing a full lap entering the pit lane at the pit lane entrance.

All cars will go immediately either to the GP Paddock Parc Fermé, or to their paddock awnings as directed by officials.

Cars may be held under Parc Fermé conditions until released by the Chief Scrutineer, even if this is at their paddock location or the garages.

For all races that are of a set time duration, the Chequered Flag will be shown to the race leader the first time he passes the finish line after the time has elapsed unless otherwise specified.

23. RED FLAG

In the case of a red flag during practice or qualifying, all cars must slow down, being prepared to stop, and enter the pit lane.

In the case of a red flag during a race, all cars must slow down, being prepared to stop, and stop on the grid. Always follow marshals' instructions.

Any category generating a Red Flag may be placed at the end of the programme subject to time remaining available.

24. SIGNALLING LIGHTS

There are signalling lights at various locations around the circuit. These lights have the same meaning and authority as flags.

25. RESULTS

Results of Qualifying and Races can be found on the virtual notice board on the MSVR website (www.msvr.co.uk/car) where they will be available once any outstanding judicial matters have been resolved

26. JUDGES OF FACT

Judges may be appointed in accordance with Motorsport UK Q3.1.

Timekeepers: To declare the individual lap times and the order in which the cars cross the timing line throughout the competition.

Scrutineers: In addition to the Championship/Series Eligibility Scrutineers, eligibility may be checked by a member of the Motorsport UK Technical Commission, as listed in the Motorsport UK Officials' Yearbook Appendix 5(d).

27. TIMING

All competitors are required to use a AMB TranX 260, AMB MYLAPS X2 or MYLAPS TR2 Racing transponder. This can be either direct or battery powered. Transponders can be purchased from TSL at www.tsl-timing.com in advance of the meeting.

You will no longer be able to hire a transponder on the day of the event, so please arrange for this with TSL in advance, leaving plenty of time before your event. This can be done by using the following link: [Transponder Hire - click here](#)

Competitors must supply the transponder number in advance of the event to their respective Race Series Coordinator.

28. JUDICIAL PROCEDURES

Where possible paperwork will be handled electronically.

All paperwork must be lodged with the Secretary of the meeting who will then process this as appropriate.

All decisions will be posted on the virtual noticeboard, which can be found on the dedicated event area of MSVR website (www.msvracing.co.uk)

At the discretion of the Judicial officials, Judicial Hearings may be recorded. Note that no competitor is allowed to record the proceedings (see Motorsport UK regulation C15).

29. Special Circuit Notices

All electronic scooters are banned from MSV venues and MSVR events.

Smoking and vaping are forbidden in the working areas of the venue, this includes but is not limited to, the pit lane, assembly area, garages and Parc Fermé.

MSVR shall not be liable in the event of damage caused to vehicles being recovered from the track.

Any cables laid across the paddock MUST be covered with a proprietary cable cover. Tail lifts must not be left unattended in the 'mid' position. It is strongly recommended that extended tail lifts are fitted with warning lights.

Please refer to Appendix A in the Supplementary Regulations for this race meeting. If you have any questions regarding these, please get in touch with a member of the MSVR team who will be happy to help you.

Please be advised that you will need to show your Competitor/Marshal/Official e-ticket to be able to gain entry to the venue.

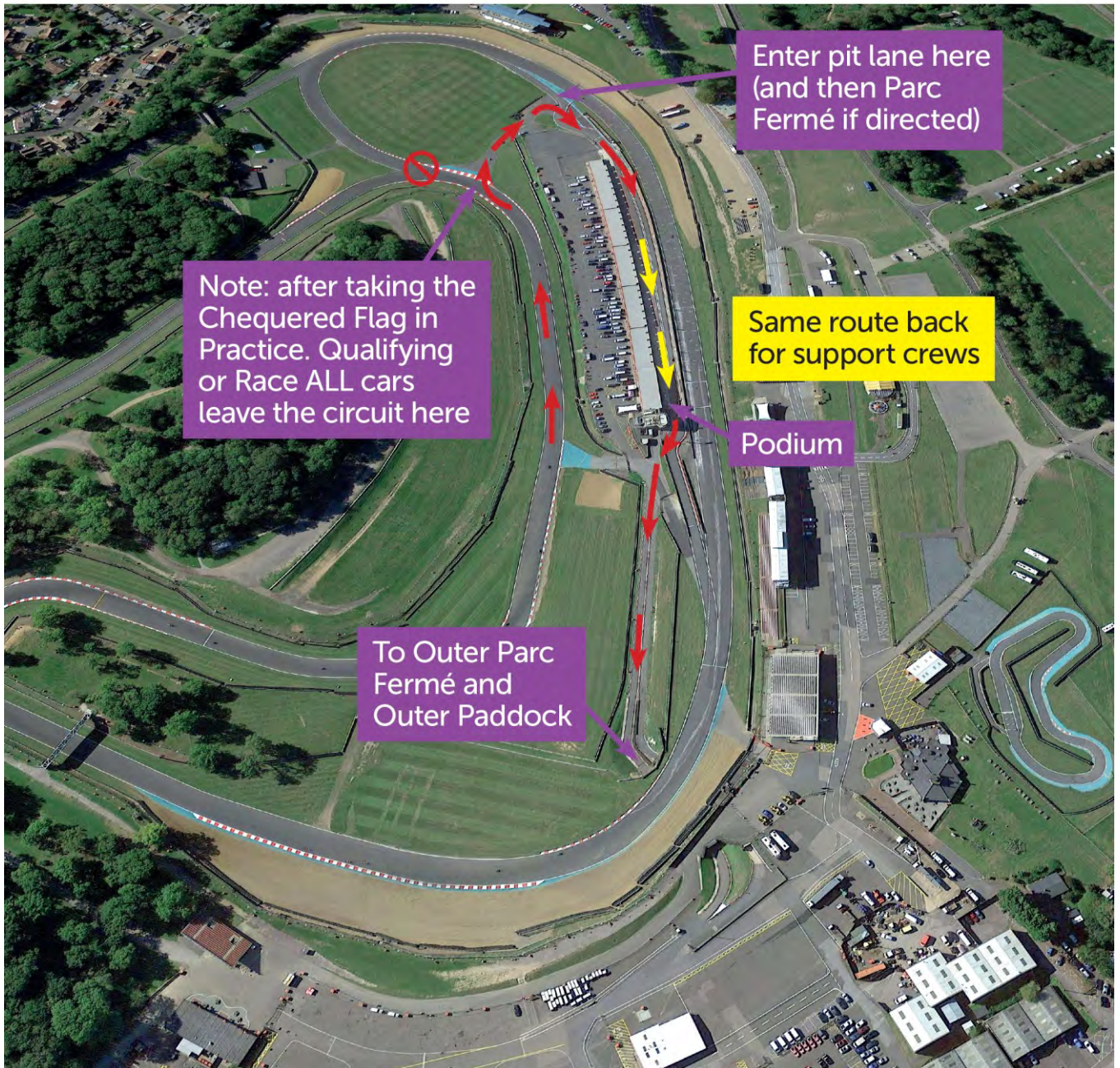
Ian Denyer – Senior Clerk of the Course

Liz Goodrich – Event Secretary



GP LOOP EXIT PROCEDURE

Procedure **AFTER** each practice, qualifying or race:



MotorSport Vision Racing (MSVR) Race Meeting - Supplementary Regulations Issue ONE

1. **MotorSport Vision Racing will organise a race meeting at Brands Hatch Grand Prix (Saturday) and Indy (Sunday) Circuits on 1st – 2nd July 2023.**

GP Circuit length 2.433 miles / 3.916 km, direction Clockwise. FIA Grade: TWO
Indy Circuit length 1.208 miles / 1.944 km, direction Clockwise. FIA Grade: TWO

Races will be organised for the Races/Series/Championships listed below under the following Motorsport UK Permit Numbers:

Interclub:

The Meeting will be under the General Regulations of Motorsport UK (incorporating the provisions of the International Sporting Code of the FIA), these Supplementary Regulations, the Series/Championship Regulations of the Series/Championships (if applicable) in the list below and any written instructions issued for the event by the organisers. All timings will be confirmed in Final Instructions. All regulations here in apply unless otherwise stated in the Championship/Series Regulations.

2. ELIGIBLE CARS AND COMPETITORS AND ENTRIES

Race Title	Max No of Starters	Competitors Licence Status	Permit
Classic Touring Car Championship – Thunder/Jaguar/BOSS	46 (GP) & 34 (Indy)	Race Club	Interclub
Classic Touring Car Championship – Pre '03 & Pre '93	46 (GP) & 34 (Indy)	Race Club	Interclub
Classic Touring Car Championship – Super Tourer	46 (GP) & 34 (Indy)	Race Club	Interclub
Classic Touring Car Championship – Pre '83	46 (GP) & 34 (Indy)	Race Club	Interclub
Classic Touring Car Championship – Pre '66	46 (GP) & 34 (Indy)	Race Club	Interclub
5Club Racing MX5 Cup	46 (GP only)	Race Club	Interclub
MSVT Trackday Championship	46 (GP only)	Race Club	Interclub
United Formula Ford ft. Champion of Brands	30 (Indy only)	Race Club	Interclub

3. **ELIGIBLE VEHICLES** - All vehicles must comply with Motorsport UK and Series/Championship Technical Regulations where appropriate.

4. **JUDGES** - The Judges of Fact will be published in an official bulletin in accordance with Motorsport UK Regulation G10.2.

5. **ENTRIES** - Entries open on publication of these Regulations and close on *Wednesday 28th June*. Entry fees and other details are on the entry form.

Entry fees and passes issued will be in accordance with individual Series/Championship Regulations, where applicable or according to the entry forms. All personnel and vehicle passes will identify the team to which they are issued, and are issued on the condition that they are strictly not for resale. All passes remain the property of MSV/MSVR as applicable. Failure to comply with the above will be considered a breach of these Regulations and the conditions of admission of the landowner. Only vehicles with the relevant passes will be admitted to the paddock. No private cars will be allowed in the Paddock unless specifically authorised.

Entrants or their accredited representatives will be responsible for all persons concerned with their entry complying with these Regulations.

In addition to Motorsport UK regulation D16, the Organisers reserve the right to refuse an entry at their discretion.

The number of starters permitted to start each race will be in accordance with the track licence.

MSVR reserve the right to cancel or amalgamate races if entries fall below 12.

MSVR reserve the right to accept entries from competitors holding a valid licence issued by any ASN.

ENTRY FEES - Any entry not accompanied by the correct entry fee is not a valid entry. Full refunds will be given for any cancellations received, in writing, before midday on the Tuesday prior to the event. No refunds will be given for any cancellations received after this deadline, even if you have an accident in testing in the days leading up to the event.

REFUNDS - Unless otherwise stated in Series/Championship Regulations entry fees may be refunded to competitors who notify the organisers, in writing, before midday on the Tuesday prior to the event and return all paperwork and tickets to the Entry Secretary. A stamped addressed envelope must accompany returned paperwork and passes. Surplus entries practising in a single class race and failing to qualify - No refund. Nominated reserves who do not get a race will be considered for a refund and the amount will depend on the circumstances. NO REFUND will be payable after noon on the Tuesday prior to the meeting.

Competitors must be members of MSVR. Membership of MSVR is free of charge upon receipt of a valid race entry.

6. **SIGNING ON** - Signing on for all races will be pre event or will take place at the location specified in Final Instructions.

7. **DRIVER CHANGES** - Any application for change of driver or vehicle must be made in writing to the Event Secretary, in accordance with Motorsport UK Regulation D25.1.12.

8. **SCRUTINEERING** - All vehicles must comply with Series/Championship Technical Regulations and the appropriate Motorsport UK Supplementary Regulations.

All competitors must present their cars for scrutineering at the place and times indicated in the Final Instructions. All cars must be available for inspection in a race ready state. No car may practice or race unless approved by the Scrutineers. Drivers must present racewear for inspection at this time. Entrants and Drivers must be present at scrutineering and sign the necessary indemnities and documentation.

Drivers must wear crash helmets and clothing as specified by FIA/Motorsport UK Regulations during all practice sessions and races. These items must be available for scrutineering with the car.

Race numbers on cars must comply with Motorsport UK Yearbook section J4.

9. **TIMING** - All competitors are required to use an AMB TranX 260 or MYLAPS X2 transponder which can be powered either directly or by battery.

10. **QUALIFICATION AND STARTS** – All drivers should complete a minimum of 3 laps and record a time in the appropriate session in accordance with the appropriate Series/Championship and Motorsport UK Regulations to qualify. Grid positions will be set in accordance with Motorsport UK Regulation Q12.9, except where amended by Series/Championship Regulations.

The Stewards of the meeting may permit drivers of cars to start who have not reached the qualification minima providing they do not eliminate drivers who have qualified to start.

Grid formations and start procedures will be in accordance with the relevant Series/Championship and/or Supplementary Regulations. Judges of Fact will be appointed to determine false starts.

Unless specifically permitted by Championship Regulations, any drivers unable to start the green flag/pace lap or standing start are required to indicate their situation as per Motorsport UK Regulation Q12.11.2 and any drivers unable to maintain grid positions during the green flag lap to the extent that ALL other cars are ahead of them, may complete the green flag lap but MUST remain at the rear of the last row of the grid but ahead of any cars to be started with a time delay.

Unless otherwise specified, laps set under the Safety Car during qualifying will not be used to set grid positions. If the prescribed method of achieving the grid as set out in Series/Championship Regulations cannot be met, the Clerk of the Course can decide how the grid will be set at their absolute discretion.

Pits assistance and refuelling will be in accordance with Series/Championship and/or Supplementary Regulations. Unless otherwise advised in Final Instructions, or by Bulletin, the mandatory speed limit of 60 kph will apply in the Pit Lane for all practice sessions and races.

The organisers will issue with the Final Instructions, specific Pit and Paddock Instructions and Fuel and Fire Regulations, which will have the same force as these Regulations. Entrants must supply at least one fire extinguisher per car for their Paddock area.

11. **PENALTIES** – 1. The Clerk of the Course may impose a Stop & Go or Drive Through penalty in accordance with Motorsport UK Regulation Q12.26. In line with Q12.27 the Clerk of the Course reserves the right to delete any lap time set in qualifying on a lap when track limits are reported to have been exceeded.

12. **AWARDS** – Prizes and awards will be in accordance with individual arrangements and Series/Championship Regulations.

13. **FINISH** - The end of practice session or race signal will be given at the Finish Line when the leading car completes the scheduled race distance or duration, or any amended race distance or duration.

After taking the chequered flag at the end of the practice sessions and races, competitors must exit the circuit in accordance with instructions which will be issued with the Final Instructions.

14. **PARC FERMÉ** - In addition to any Parc Fermé required for this Series/Championship by Motorsport UK regulations, the Organisers may at their discretion specify as many cars to Parc Fermé as may be deemed necessary for the proper conduct of the event.

15. **RESULTS** - Provisional results will be published, in accordance with Motorsport UK Regulations, as soon as possible after each race or at the end of the meeting, and will be available on the Event's Virtual Notice Board.

16. **COMPETITORS INSTRUCTIONS** - Any additional instructions published will be deemed to have the same power as these Regulations. Such additional instructions will be issued to competitors as official bulletins and displayed on the Event's Virtual Notice Board.

Failure to attend the mandatory briefings for specific races may result in penalties in accordance with the appropriate Series/Championship and/or Supplementary Regulations.

The procedure for protests and appeals is in accordance with the 2023 Motorsport UK Yearbook Appendix C.

17. **TV / FILMING / VIDEO** - Should Filming of the event be advised in the Final Instructions then Motorsport UK Regulation H28 will apply. Video equipment must not be fitted to any vehicle without express permission from the circuit. Any driver/team transgressing this regulation may be penalised. Once permission has been obtained (if applicable) video equipment must be fitted to the vehicle prior to scrutiny and the scrutineer must be advised.

18. **SAFEGUARDING OFFICER** – The safeguarding officer for MSVR is Mr William Marston – will.marston@msv.com.

19. **COMMERCIAL VEHICLES** - These Supplementary Regulations permit the use of commercial vehicles at this race meeting, in accordance with Motorsport UK Regulation J5.20.6.

20. **CHAMPIONSHIP POINTS** - Unless specified differently in Championship regulations, if a race is stopped and cannot be resumed, no points will be awarded if the leader has completed less than 2 laps. Half points will be awarded if the leader has completed more than 2 laps but less than 75% of the original race distance, and full points will be awarded if the leader has completed more than 75% of the original race distance.

In accordance with MOTORSPORT UK General Regulation Q5.7 any race that has been run, in its entirety, under Safety Car conditions shall be declared null and void.

21. **IMPORTANT NOTICES TO ALL COMPETITORS**

- a) Although at present starting positions are intended to be based upon the times set in the scheduled qualifying periods, the Organisers reserve the right to use General Regulation provisions Q4.5 and Q12.9.1 to form grids if practice periods are disrupted by adverse weather conditions. In such circumstances re-arrangements will be notified to competitors by way of Official Bulletins/PA announcements issued by the Clerk of the Course.
- b) False starts will be penalised in accordance with MOTORSPORT UK Regulation Q12.4.
- c) All vehicles *must* be fitted with suitable towing eyes or in the case of single seaters, a clearly marked alternative to fit this purpose. *This will be checked at Scrutineering.*
- d) All competitors are reminded that except while on the course, no Competition Vehicle may be driven at a speed exceeding 10mph without the specific approval of the Clerk of the Course. Vehicles must not be test-run on any of the circuit roadway or paddock
- e) Pit Lane – competitors must not exit the pit lane when the Red Light at the pit exit is illuminated.
- f) MSV/MSVR shall not be liable in the event of damage caused to vehicles being recovered from the track or other areas in the venue.
- g) No child or young person below the age at which a driving licence may legally be issued, may ride a motor-cycle of any type (including electric scooters) within the circuit grounds or the paddock at any time.
- h) No pegs or stakes may be put into the Paddock Tarmac or concrete surface. No painting or decaling of Pit Garage floors, walls or doors may be undertaken without the prior permission of the Circuit Management.
- i) The Organisers may lead cars to the grid, from the Assembly Area, behind a Safety/Course Car to get grids formed up while the circuit may be partially blocked. In such circumstances competitors must be aware of and safely negotiate any partial blockage of the track.
- j) Should any race generate more than one red flag the organisers reserve the right to reschedule it to the end of the programme, time permitting.
- k) All hospitality must be approved in writing in advance by MSV.
- l) Any hospitality set-up that includes food for more than 50 people may be subject to a charge.
- m) A fine may be applied to any competitor that fails to clear the nominated areas in the times allotted.
- n) Please see Appendix A for Health & Safety information and other circuit notices.
- o) In cases where variations permitted by MOTORSPORT UK are provided for in specific Championship Sporting & Technical Regulations, these Supplementary Regulations respect and allow those variations.
- p) The paddocks must be vacated by the time and date specified in the event Final Instructions.

22. **OFFICIALS OF THE MEETING**

Officials will be named in Final Instructions or by Official Bulletin.

Supplementary Regulations – Appendix A

Notice to Competitors

It is forbidden to hammer pegs or stakes into any tarmac surface or deposit fuel, oil or chemical substances onto any tarmac surface in the paddock area. Any person damaging the surface may be excluded from the Event and the Competitor shall be subject to pay immediately liquidated damages of £1000.

No markings are to be made on the Circuit or paddock surfaces, the pit lane and pit garage floors.

Roadways and the firelanes in the paddock area are kept clear at all times. Any vehicle parked in these areas to be towed away.

All waste oil must be placed in the containers provided and all used tyres and fuel containers must be removed from the site for safe and legal disposal.

Competitors must not wash vehicles so as to cause an undue nuisance or partial flooding of the Venue or any part thereof.

If oil or any other substance likely to cause danger to others or to the track surface is being dropped from any vehicle the competitor must ensure that the vehicle is stopped immediately.

MSV may seek damages from the competitor in the event of an excessive cleaning-up operation caused through bad preparation or negligence.

All vehicles taking part in the Event must comply with the current noise limits imposed by the relevant Governing Body, as measured in accordance with the procedures contained in the Regulations.

1. Storage and Use of Petroleum Spirit

1.1 A maximum of 25 litres of fuel can be stored inside each garage, at any one time.

1.2 All petroleum spirit must be stored in appropriate fuel containers complying with all relevant safety standards, away from any source of ignition.

1.3 All containers must be indelibly marked; "Petrol - Highly Flammable.

1.4 All empty containers must be removed from the venue after the event.

1.5 Generators should be powered by diesel and used in the open air.

1.6 Appropriate fire extinguishers must be readily accessible near any fuel store or refuelling activity.

1.7 Personnel must be trained and wear appropriate fire retardant personal protective equipment (PPE), before using petrol; especially when refuelling.

1.8 Vehicle refuelling is to take place in the open air where possible. If refuelling inside the garages all users must adhere to the 'Refuelling Hazard' signage displayed, as reproduced below;

1.8.1 Petroleum spirit – Highly flammable

1.8.2 No smoking and remove all ignition sources

1.8.3 Switch off engine

1.8.4 Open all doors and shutters – Good ventilation required

1.8.5 Check location of your nearest fire extinguisher

1.8.6 Maximum 25 litres of fuel stored in this garage

1.9 A no smoking ban and no ignition sources in the vicinity must be enforced by the person in charge of the refuelling process.

1.10 A vehicle must be cooled before refuelling.

1.11 Drivers and passengers must be outside a vehicle during refuelling and it's recommended all personnel stand a minimum 3m away.

1.12 When refuelling is in process a second person must be nearby, ready with a fire extinguisher.

1.13 Your attention is drawn to The Petroleum (Consolidation) Act 1928, The Petroleum (Consolidation) Regulations 2014, the Petroleum Spirit (Motor Vehicles) Regulations 1929, The Control of Substances Hazardous to Health Regulations 2002 (and amendments) and The Regulatory Reform (Fire Safety) Order 2005, must be complied with.

1.14 Participants are reminded that fuel is available for sale at the Venue. As such it is unnecessary for Participants to carry large quantities of fuel.

2. Hazardous Substances

2.1 Some vehicle parts, for example brake and clutch linings may contain asbestos. Participants are encouraged to use non-asbestos substitutes wherever possible. Where asbestos is used, every effort should be used to prevent asbestos dust getting into the air.

2.2 Some mineral oils may cause skin cancer. Prolonged contact should therefore be avoided wherever possible. Where contact does occur any contamination should be washed off immediately. The wearing of contaminated clothing (including overalls) should also be avoided.

2.3 Various other substances may cause disease or ill health even after very short exposures. Manufacturers guidance must always be followed. Manufacturers and suppliers of such substances are obliged to provide customers with information about the possible harmful effects of their products upon request (Safety Data Sheets).

2.4 Personnel must be suitably trained and wear appropriate personal protective equipment (PPE), before using any COSHH substances.

2.5 The requirements of the Control of Substances Hazardous to Health Regulations 2002 (COSHH) (as amended) must be complied with.

3. Electrical Safety

3.1 All portable electrical equipment must be maintained in a safe condition and hold a valid Portable Appliance Test (PAT) Certificate.

3.2 Cables should be flexible (not of semi rigid type used for household wiring) and covered by matting when crossing walkways or fire lanes. Neoprene covered cable will resist damage by oil.

3.3 All electrical equipment to be used externally should be weatherproof.

3.4 Only British Standard UK plugs or adaptors permitted in site sockets, no overloading of circuits, particularly in the pit garages.

3.5 Hand tools should preferably be of the "double insulated" or "all insulated" type, as these provide valuable protection against electric shock.

3.6 Electrical equipment and hand tools should not be used in areas where flammable vapours may be present, for example where fuel is being stored or refuelling is taking place.

3.7 The Electricity at Work Regulations 1989 must be complied with, or any deviations documented.

4. Fire Precautions

4.1 Smoking is prohibited in all enclosed areas, including without limitation in the pit garages and in the pit lane. Smoking is also prohibited in all MSV vehicles.

4.2 All potential sources of ignition should be kept away from petroleum spirit and vapours. Clear no smoking signage displayed where possible.

4.3 Barbecues and cooking equipment are prohibited in pit areas, including garages.

4.4 Fire extinguishers must be annually serviced or inspected, with the date displayed on the bottle, for checking.

4.5 Temporary structures to have; an adequate gap separating them from other structures, recommend minimum 3 meters; clearly displayed fire extinguishers next to each fire exit door and clearly visible fire exit signage above each fire door.

4.6 Fire lanes, roadways and hatch markings to be kept clear at all times.

4.7 Ensure safe access and egress is available in and around team areas, this includes the provision of adequate lighting levels for evacuation purposes.

4.8 Catering outlets should hold a minimum of one fire blanket and an additional appropriate fire extinguisher.

4.9 Fire extinguishers should not be removed from any fire points unless they are to be used on a fire.

4.10 All fires must be reported immediately to an official, marshal or other member of staff, even if extinguished.

4.11 Personnel must be trained in the correct use of fire extinguishers.

4.12 MSV permission is required before hot works commence on site.

4.13 All fire notices and orders to evacuate must be complied with.

4.14 The requirements of the Regulatory Reform (Fire Safety) Order 2005 must be complied with.

5. Working at Height

5.1 Personnel are encouraged to work at ground level where at all possible.

5.2 Personnel working at height must be protected from falling eg. trained using harnesses and ropes, or handrails.

5.3 All working at height must be well planned and supervised with safe systems of work followed.

5.4 Reassess working at height safe working practices during adverse weather conditions.

5.5 No one should work underneath those working at height.

5.6 Appropriate non-slip footwear and personal protective equipment to be worn.

5.7 No one is permitted to spectate from a truck roof, tail lift, generator, waste bin, or other infrastructure on site.

5.8 Manufacturer's guidance to be followed when using ladders, step ladders and all working at height equipment.

5.9 Domestic ladders or step ladders must not be used on site, only commercial ladders and step ladders.

5.10 All ladders, step ladders and any equipment must be checked for damage and removed from use where faulty.

5.11 The Working at Heights Regulations 2005 must be adhered to.

6. Vehicle Safety

6.1 A maximum 10 mph speed limit is in force on site for all vehicles, including bicycles, where permitted.

6.2 Public (and children) are permitted in working paddock areas, therefore drivers/riders must take extra care in these tight localised areas.

6.3 Venue signage must be adhered to.

6.4 All vehicles ridden or driven on site must be road worthy and covered by a valid third-party insurance (including when riding all mopeds, scooters and quad-bikes).

6.5 All personnel using vehicles on site must hold the relevant current UK driving license (or equivalent).

- 6.6 Helmets must be worn by those riding scooters and mopeds outside the paddock and pits. It is MSV's recommendation that helmets are worn at all times riding around site.
- 6.7 All vehicles must at all times, keep to the marked roads when moving around the Venue.
- 6.8 Tail lifts must never be left in the middle position; they must either be fully lowered or closed after loading/unloading.
- 6.9 Children are not permitted to ride scooters at any time, or be carried as passengers.
- 6.10 Mobile phones must not be used whilst riding or driving.
- 6.11 Keys must be removed from the ignition of all vehicles when parked or not in use.
- 6.12 Riders or passengers on scooters or motorbikes must not carry unsecured loads.
- 6.13 Hover-boards, electric balance boards or equivalent (non road legal) electric scooters are prohibited from site (disabled blue badge holders may be permitted to ride electric vehicles to aid access, with MSV permission).
- 6.14 Vehicles must be driven or ridden as per manufacturers instructions and with the set amount of passengers. (Eg. A 2 seat buggy must not carry more than 1 passenger with the driver – no standing on the back).
- 6.15 Breaches to this guidance may result in vehicle keys being taken and vehicles confiscated until teams leave site.

7. Compressed Gas Equipment

- 7.1 Explosions from over inflation of tyres can cause injury. Tyres should therefore not be inflated to pressures above the manufacturers' recommendations.
- 7.2 All airlines should be in good condition, well maintained and be inspected regularly.
- 7.3 Always stand clear when inflating tyres and wear protective eye wear.
- 7.4 Compressed gas equipment to be used by well trained personnel only, no under 16 year olds. Any form of horseplay involving compressed air or gas is prohibited.
- 7.5 Compressed gas cylinders should be stored safely, in a well ventilated, upright positions, in accordance with the relevant working practices and legislation.
- 7.6 The requirements of the Pressure Systems Safety Regulations 2000 must be complied with on site.

8. Jacks and Axle Stands

- 8.1 Vehicles should only be raised and lifted on jacks and supported by axle stands which are in good condition, well maintained and rated to lift the vehicle weight safely.
- 8.2 Jack vehicles only on level undamaged ground.
- 8.3 Use the hand brake and chocks to stop the vehicle moving.
- 8.4 Vehicle engines should not be run whilst the weight of the vehicle is supported.
- 8.5 Follow manufacturer's guidance for using and maintaining equipment. Thorough examinations and testing is required every 6 months, with regular inspections and checks when used.
- 8.6 Lifting Operations and Equipment Regulations 1998 (LOLER), and Provision and Use of Work Equipment Regulations 1998 (PUWER), must be adhered to.

9. General Working Practices

- 9.1 All working areas should be kept clean and tidy and any waste should be removed regularly and placed in the containers provided.
- 9.2 All spillages should be cleaned up immediately.
- 9.3 All trailing cables, wires and hoses should not be allowed to create a trip hazard - use cable matting, or tape down safely, burying of cables is not permitted.
- 9.4 Whenever vehicle engines are being run, adequate ventilation must be ensured.
- 9.5 Pathways and roads should not be obstructed by storage boxes, vehicles or kit.
- 9.6 All site safety notices must be complied with.
- 9.7 Any person carrying out any work must ensure that they adopt safe working practices at all times, and comply with any relevant statutory provision and/or published guidance.
- 9.8 Personnel under the age of 16 are not allowed in the pits area or pit lane.
- 9.9 Drones are prohibited from site (unless flown by a professional operator with CAA permission, insurance and pre-authorisation paperwork signed by the Circuit Manager).

10. Noise

- 10.1 Exposure to excessive noise may result in hearing loss or other complaints. These may be short term, or, after repeated exposure, permanent.
- 10.2 All personnel should avoid being exposed to excessive noise, and where this is unavoidable, they should wear earplugs or defenders to the appropriate British Standards.
- 10.3 It is recommended ear protection is worn when working in pits lanes and in pit garages, where particularly high levels of noise are recorded.
- 10.4 Where any person is at work the requirements of the Noise at Work Regulations 2005, must be complied with.

11. Manual Handling of Loads

- 11.1 Lifting, carrying and propelling loads by bodily force can be a major cause of injuries. Personnel are required to train their staff in safe manual handling techniques.
- 11.2 All manual handling lifting should be well planned and safe, with the weight of loads being lifted known.
- 11.3 Where any person is at work the requirements of the Manual Handling Operations Regulations 1992 must be complied with.

12. Waste

- 12.1 All waste oil must be placed in the containers marked "waste oil."
- 12.2 Waste tyres and empty petrol/oil containers should not be left at the Venue.
- 12.3 Personnel are urged to take any other form of waste with them when they leave the Venue, or to place it in the refuse containers provided.
- 12.4 Your attention is drawn to the requirements of the Environmental Protection Act 1990.

13. First Aid

- 13.1 Any person sustaining an injury or feeling unwell should seek treatment from the onsite emergency services.
- 13.2 To call the first aid or emergency services contact any official or member of the venue management.

14. Public Safety

- 14.1 Personnel should be aware that the Paddock may be open to the public and should act in a manner so as not to put either themselves or any other person at risk from injury.
- 14.2 Personnel should exercise particular caution when the paddock is busy and during pits and track walkabouts.

15. Incident Reporting

- 15.1 All accidents where any person sustains injury, or where damage to property occurs, must be reported immediately to an official or a member of the venue management.

16. Temporary Structures

- 16.1 All temporary structures must be constructed as per manufacturer's instructions, adhering to safe method statements, risk assessments and safe working practices, by competent, well trained personnel only.
- 16.2 Structural plans and weight loading calculations must be known and adhered to during build and breakdown activities.
- 16.3 Emergency procedures to be devised and staff trained on them eg. how and when to close a structure down safely in high winds.
- 16.4 Competent supervisor to sign-off the structure before it is used by members of the public or MSV staff.

17. Track Regulations and Governing Bodies Regulations

- 17.1 Participants and Competitors are reminded of their obligations to comply with the requirements of the appropriate Track Regulations or Governing Body's regulations at all times. These Guidance Notes should be read.

SATURDAY

CTCC '03/'93/BOSS

CTCC - Thunder & Jaguar

5Club Racing MX5 Cup

MSVT Trackday Championship

CTCC - Pre '03/Pre '93/BOSS

CTCC - Pre '03/Pre '93/BOSS

5Club Racing MX5 Cup

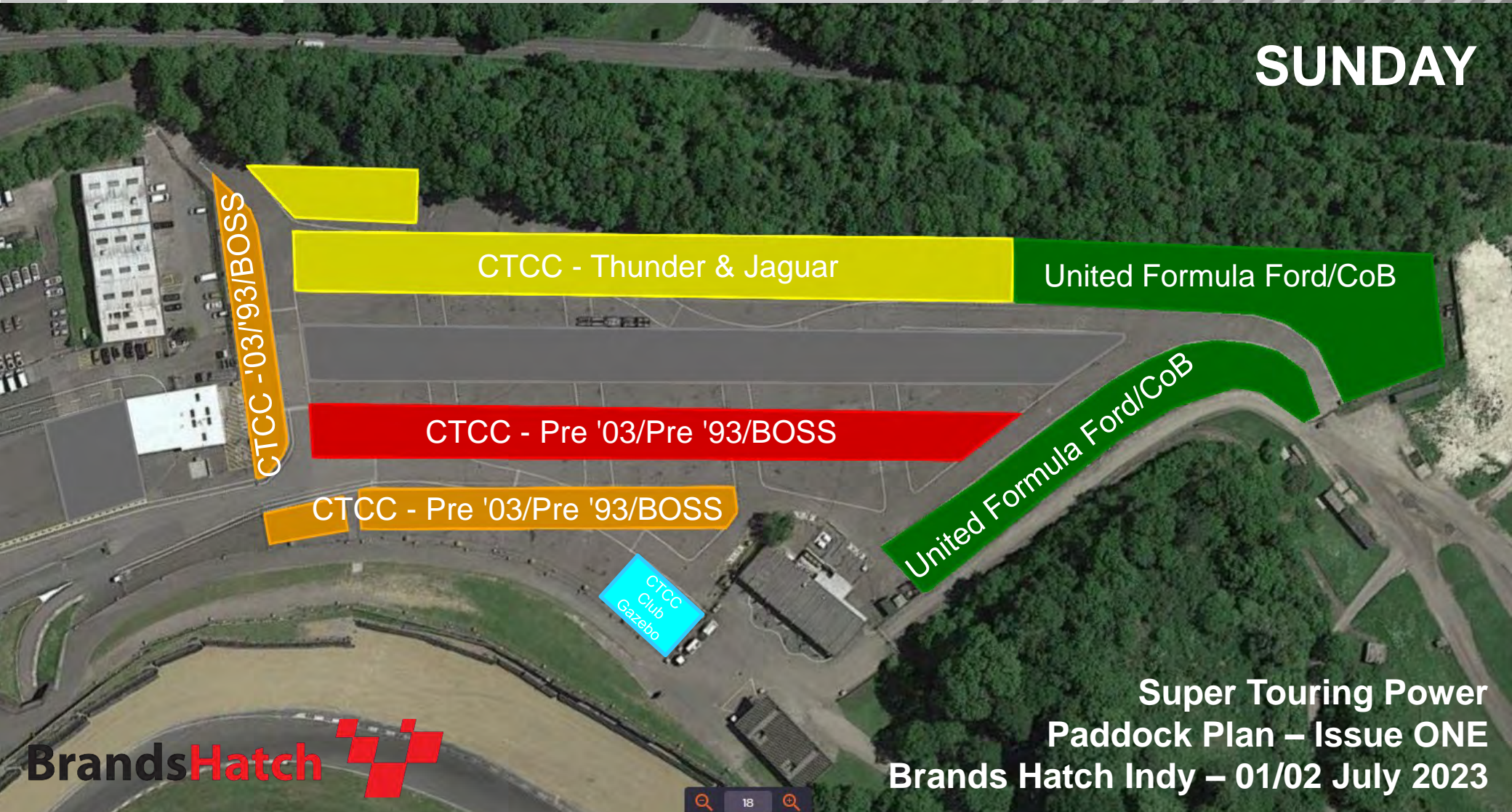
CTCC
Club
Gazebo

BrandsHatch



**Super Touring Power
Paddock Plan – Issue ONE
Brands Hatch GP – 01/02 July 2023**

SUNDAY



CTCC '03/'93/BOSS

CTCC - Thunder & Jaguar

United Formula Ford/CoB

CTCC - Pre '03/Pre '93/BOSS

CTCC - Pre '03/Pre '93/BOSS


United Formula Ford/CoB

CTCC Club Gazebo

Brands Hatch



**Super Touring Power
Paddock Plan – Issue ONE
Brands Hatch Indy – 01/02 July 2023**



Classic Touring Car Championship - Super Tourer

Super Touring Power
Paddock Plan – Issue ONE

Brands Hatch GP/Indy – 01/02 July 2023

Brands Hatch



Super Touring Power
Brands Hatch GP/Indy - 01/02 July 2023
Event Timetable - Issue ONE

SATURDAY										
Championship	Session	Event	Mins	Down Time	Start	Finish	Signing-on	Scrutineering	Briefing	
Classic Touring Car Championship - Thunder & Jaguar	1	Qualifying	00:15	00:10	09:00	09:15	Online MSVR website - Pre Event	07:30 - In Situ (25% minimum)	Briefing Room - 08:00	
Classic Touring Car Championship - Pre '03/Pre '93/BOSS	2	Qualifying	00:15	00:10	09:25	09:40	Online MSVR website - Pre Event	08:00 - In Situ (25% minimum)	Briefing Room - 08:30	
Classic Touring Car Championship - Super Tourer	3	Qualifying	00:15	00:10	09:50	10:05	Online MSVR website - Pre Event	08:30 - In Situ (25% minimum)	Briefing Room - 09:00	
Classic Touring Car Championship - Pre '83 & Pre '66	4	Qualifying	00:15	00:15	10:15	10:30	Online MSVR website - Pre Event	10:00 - In Situ (25% minimum)	Briefing Room - 10:30	
MSVT Trackday Championship	5	Qualifying	00:25	00:10	10:45	11:10	Online MSVR website - Pre Event	09:30 - In Situ (25% minimum)	Hailwoods - 10:00	
5Club Racing MX5 Cup	6	Qualifying	00:15	00:10	11:20	11:35	Online MSVR website - Pre Event	09:00 - In Situ (25% minimum)	Hailwoods - 09:30	
Classic Touring Car Championship - Thunder & Jaguar	7	Race 1	00:15	00:05	11:45	12:00				
Touring Car Demonstration			00:20	00:05	12:05	12:25				
Classic Touring Car Championship - Pre '03/Pre '93/BOSS	8	Race 2	00:15	00:15	12:30	12:45				
Classic Touring Car Championship - Pre '83 & Pre '66	9	Race 3	00:15	00:15	13:00	13:15				
Super Tourers - cars to grid from pitlane			00:05		13:30	13:35				
Lunch & spectator Grid Walk			00:40		13:35	14:15				
Super Tourers - Green flag			00:05		14:15	14:20				
Classic Touring Car Championship - Super Tourer	10	Race 4	00:15	00:15	14:20	14:35				
5Club Racing MX5 Cup	11	Race 5	00:15	00:05	14:50	15:05				
Classic Touring Car Championship - Thunder & Jaguar	12	Race 6	00:15	00:15	15:10	15:25				
Classic Touring Car Championship - Pre '03/Pre '93/BOSS	13	Race 7	00:15	00:15	15:40	15:55				
MSVT Trackday Championship	14	Race 8	00:45	00:15	16:10	16:55				
Classic Touring Car Championship - Super Tourer	15	Race 9	00:15	00:15	17:10	17:25				
Classic Touring Car Championship - Pre '83 & Pre '66	16	Race 10	00:15	00:15	17:40	17:55				
5Club Racing MX5 Cup	17	Race 11	00:15		18:10	18:25				
Garages - Classic Touring Car Club										
<small>ALL TIMES ARE PROVISIONAL & MAY BE CHANGED WITHOUT NOTICE. IT IS THE COMPETITORS RESPONSIBILITY TO WATCH THE PROGRESS OF THE MEETING & TO BE IN THE ASSEMBLY AREA NO LATER THAN 20 MINUTES PRIOR TO THE START OF THE QUALIFYING OR RACE. FAILURE TO COMPLY MAY RESULT IN SPACE BEING GIVEN TO RESERVES. IN IDEAL CONDITIONS THE QUALIFYING OR RACING PROGRAMME MAY BE BROUGHT FORWARD BY UP TO 20 MINUTES.</small>										

Super Touring Power
Brands Hatch GP/Indy - 01/02 July 2023
Event Timetable - Issue ONE

SUNDAY									
Championship	Session	Event	Mins	Down Time	Start	Finish	Signing-on	Scrutineering	Briefing
Pitlane Walk - open to all spectators			00:45	00:10	09:05	09:50			
Classic Touring Car Championship - Thunder & Jaguar	18	Qualifying	00:15	00:10	10:00	10:15			
Classic Touring Car Championship - Pre '03/Pre '93/BOSS	19	Qualifying	00:15	00:10	10:25	10:40			
Classic Touring Car Championship - Pre '83	20	Qualifying	00:15	00:10	10:50	11:05			
Classic Touring Car Championship - Super Tourer	21	Qualifying	00:15	00:10	11:15	11:30			
United Formula Ford & Champion of Brands	22	Qualifying	00:20	00:10	11:40	12:00	Online MSVR website - Pre Event	10:00 - In Situ (25% minimum)	Hailwoods - 10:30
Classic Touring Car Championship - Pre '66	23	Qualifying	00:15	00:05	12:10	12:25			
Touring Car Demonstration			00:15	00:05	12:30	12:45			
Classic Touring Car Championship - Thunder & Jaguar	24	Race 12	00:15	00:15	12:50	13:05			
Classic Touring Car Championship - Pre '03/Pre '93/BOSS	25	Race 13	00:15	00:03	13:20	13:35			
Super Tourers - cars to grid from pitlane			00:02		13:38	13:40			
Lunch & spectator Grid Walk			00:20		13:40	14:00			
Super Tourers - Green flag			00:05		14:00	14:05			
Classic Touring Car Championship - Super Tourer	26	Race 16	00:15	00:15	14:05	14:20			
Classic Touring Car Championship - Pre '83	27	Race 14	00:15	00:15	14:35	14:50			
Classic Touring Car Championship - Pre '66	28	Race 15	00:15	00:15	15:05	15:20			
Classic Touring Car Championship - Thunder & Jaguar	29	Race 17	00:15	00:15	15:35	15:50			
Classic Touring Car Championship - Pre '03/Pre '93/BOSS	30	Race 18	00:15	00:15	16:05	16:20			
Classic Touring Car Championship - Super Tourer	31	Race 20	00:15	00:15	16:35	16:50			
United Formula Ford & Champion of Brands	32	Race 19	00:20	00:15	17:05	17:25			
Classic Touring Car Championship - Pre '83	33	Race 21	00:15	00:15	17:40	17:55			
Classic Touring Car Championship - Pre '66	34	Race 22	00:15		18:10	18:25			
Display car parade - (open to all display car owners)									
Garages - Classic Touring Car Club									



ALL TIMES ARE PROVISIONAL & MAY BE CHANGED WITHOUT NOTICE. IT IS THE COMPETITORS RESPONSIBILITY TO WATCH THE PROGRESS OF THE MEETING & TO BE IN THE ASSEMBLY AREA NO LATER THAN 20 MINUTES PRIOR TO THE START OF THE QUALIFYING OR RACE. FAILURE TO COMPLY MAY RESULT IN SPACE BEING GIVEN TO RESERVES. IN IDEAL CONDITIONS THE QUALIFYING OR RACING PROGRAMME MAY BE BROUGHT FORWARD BY UP TO 20 MINUTES.