



TOYOTA MR2 CHAMPIONSHIP



750 Motor Club Race Meeting

Croft

22nd September 2024



Timing & Results Provided by Timing Solutions Ltd

www.tsl-timing.com

Toyota MR2 Championship

QUALIFYING - RACE 13 - CLASSIFICATION

POS	NO	CL	PIC	NAME	ENTRY	TIME	ON	LAPS	GAP	DIFF	MPH
1	27	C	1	Shaun TRAYNOR	Toyota MR2 Roadster	1:38.784	6	8			76.53
2	21	C	2	Daniel SILVESTER	Toyota MR2 Roadster	1:38.912	7	7	0.128	0.128	76.43
3	11	C	3	Adam LOCKWOOD	Toyota MR2 Roadster	1:39.314	8	8	0.530	0.402	76.12
4	31	B	1	Ben ROWE	Toyota MR2	1:39.489	4	8	0.705	0.175	75.99
5	82*	B	2	Andrew RUTHVEN	Toyota MR2	1:39.772	5	8	0.988	0.283	75.77
6	69	B	3	Daniel BRYANT	Toyota MR2	1:40.883	8	8	2.099	1.111	74.94
7	9*	B	4	Timothy HERON	Toyota MR2	1:40.884	3	8	2.100	0.001	74.94
8	59	C	4	Andrew BARANOWSKI	Toyota MR2 Roadster	1:40.976	8	8	2.192	0.092	74.87
9	65*	B	5	Vere OLDRIDGE	Toyota MR2	1:42.084	5	8	3.300	1.108	74.06
10	37	B	6	Christopher ALLISON	Toyota MR2	1:42.602	5	8	3.818	0.518	73.68
11	47	B	7	Richard DALES	Toyota MR2	1:43.582	4	8	4.798	0.980	72.99
12	17*	C	5	Maxine NICHOLLS	Toyota MR2 Roadster	1:43.905	6	8	5.121	0.323	72.76
13	72*	C	6	Tim OBRIEN	Toyota MR2 Roadster	1:44.392	5	7	5.608	0.487	72.42
14	83	C	7	Jason CROSSLEY	Toyota MR2 Roadster	1:44.493	6	8	5.709	0.101	72.35
15	12	B	8	Aaron LAVERTY	Toyota MR2	1:44.674	6	8	5.890	0.181	72.23
16	16	C	8	Danial FARMER	Toyota MR2 Roadster	1:45.479	3	4	6.695	0.805	71.67
17	76	C	9	Martin AUGER	Toyota MR2 Roadster	1:45.499	5	7	6.715	0.020	71.66
18	67	B	9	Simon QUINN	Toyota MR2	1:46.144	7	7	7.360	0.645	71.22
19	36	C	10	Nick LEAR	Toyota MR2 Roadster	1:46.747	7	7	7.963	0.603	70.82
20	3	A	1	Martin COLLINS	Toyota MR2	1:53.444	6	7	14.660	6.697	66.64

Comments:

*No. 56 (T McHugh) practiced out of session (CALM Porsche)
 No. 9, 65, 72, 82 - 1 Lap time disallowed; exceeding track limits.
 No. 17 - 3 Lap times disallowed; exceeding track limits.

Weather / Track : Cloudy / Dry

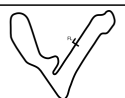
These results are provisional until the conclusion of any judicial and technical matters.

Date: 22/09/2024 Start: 12:30 Finish: 12:45
 Croft: 2.1001 miles

Clerk Of Course: Ian Denyer

Stewards:

Timekeeper: Stewart Burr



Toyota MR2 Championship

QUALIFYING - RACE 13 - LAP ANALYSIS

DIFF = Difference To Personal Best Lap

P1 27 Shaun TRAYNOR				
LAP	LAP TIME	DIFF	MPH	TIME OF DAY
1 -	1:41.623	2.839	74.39	12:33:34.711
2 -	1:39.432	0.648	76.03	12:35:14.143
3 -	1:39.814	1.030	75.74	12:36:53.957
4 -	1:41.932	3.148	74.17	12:38:35.889
5 -	1:39.255 (3)	0.471	76.17	12:40:15.144
6 -	1:38.784 (1)		76.53	12:41:53.928
7 -	1:43.754	4.970	72.87	12:43:37.682
8 -	1:38.956 (2)	0.172	76.40	12:45:16.638

P2 21 Daniel SILVESTER				
LAP	LAP TIME	DIFF	MPH	TIME OF DAY
1 -	1:42.584	3.672	73.70	12:34:42.194
2 -	1:47.892	8.980	70.07	12:36:30.086
3 -	1:39.782 (3)	0.870	75.77	12:38:09.868
4 -	2:08.053	29.141	59.04	12:40:17.921
5 -	1:39.360 (2)	0.448	76.09	12:41:57.281
6 -	1:41.289	2.377	74.64	12:43:38.570
7 -	1:38.912 (1)		76.43	12:45:17.482

P3 11 Adam LOCKWOOD				
LAP	LAP TIME	DIFF	MPH	TIME OF DAY
1 -	1:45.836	6.522	71.43	12:33:49.543
2 -	1:40.750	1.436	75.04	12:35:30.293
3 -	1:40.844	1.530	74.97	12:37:11.137
4 -	1:39.840 (2)	0.526	75.72	12:38:50.977
5 -	1:40.636	1.322	75.12	12:40:31.613
6 -	1:40.215	0.901	75.44	12:42:11.828
7 -	1:40.005 (3)	0.691	75.60	12:43:51.833
8 -	1:39.314 (1)		76.12	12:45:31.147

P4 31 Ben ROWE				
LAP	LAP TIME	DIFF	MPH	TIME OF DAY
1 -	1:44.312	4.823	72.48	12:33:48.852
2 -	1:40.647	1.158	75.12	12:35:29.499
3 -	1:41.201	1.712	74.70	12:37:10.700
4 -	1:39.489 (1)		75.99	12:38:50.189
5 -	1:42.920	3.431	73.46	12:40:33.109
6 -	1:39.731 (3)	0.242	75.81	12:42:12.840
7 -	1:40.113	0.624	75.52	12:43:52.953
8 -	1:39.614 (2)	0.125	75.89	12:45:32.567

P5 82 Andrew RUTHVEN				
LAP	LAP TIME	DIFF	MPH	TIME OF DAY
1 -	1:41.156	1.384	74.74	12:33:39.355
2 -	4:39.679 D		75.84	12:35:19.034
3 -	1:40.408 (3)	0.636	75.29	12:36:59.442
4 -	1:42.491	2.719	73.76	12:38:41.933
5 -	1:39.772 (1)		75.77	12:40:21.705
6 -	1:44.378	4.606	72.43	12:42:06.083
7 -	1:40.138 (2)	0.366	75.50	12:43:46.221
8 -	1:42.605	2.833	73.68	12:45:28.826

P6 69 Daniel BRYANT				
LAP	LAP TIME	DIFF	MPH	TIME OF DAY
1 -	1:45.678	4.795	71.54	12:33:50.920
2 -	1:42.756	1.873	73.57	12:35:33.676
3 -	1:42.668	1.785	73.64	12:37:16.344
4 -	1:42.346 (3)	1.463	73.87	12:38:58.690

DIFF = Difference To Personal Best Lap

5 -	1:40.963 (2)	0.080	74.88	12:40:39.653
6 -	1:46.362	5.479	71.08	12:42:26.015
7 -	1:44.018	3.135	72.68	12:44:10.033
8 -	1:40.883 (1)		74.94	12:45:50.916

P7 9 Timothy HERON				
LAP	LAP TIME	DIFF	MPH	TIME OF DAY
1 -	1:42.909	2.025	73.46	12:33:51.940
2 -	1:50.156	9.272	68.63	12:35:42.096
3 -	1:40.884 (1)		74.94	12:37:22.980
4 -	1:50.881	9.997	68.18	12:39:13.861
5 -	1:41.257 (3)	0.373	74.66	12:40:55.118
6 -	1:40.909 (2)	0.025	74.92	12:42:36.027
7 -	1:42.979	2.095	73.41	12:44:19.006
8 -	4:40.337 D		75.35	12:45:59.343

P8 59 Andrew BARANOWSKI				
LAP	LAP TIME	DIFF	MPH	TIME OF DAY
1 -	1:44.339	3.363	72.46	12:33:54.517
2 -	1:41.825 (3)	0.849	74.25	12:35:36.342
3 -	1:43.289	2.313	73.19	12:37:19.631
4 -	1:41.082 (2)	0.106	74.79	12:39:00.713
5 -	1:43.619	2.643	72.96	12:40:44.332
6 -	1:44.610	3.634	72.27	12:42:28.942
7 -	1:42.990	2.014	73.41	12:44:11.932
8 -	1:40.976 (1)		74.87	12:45:52.908

P9 65 Vere OLDRIDGE				
LAP	LAP TIME	DIFF	MPH	TIME OF DAY
1 -	1:45.359	3.275	71.76	12:33:51.641
2 -	1:43.391	1.307	73.12	12:35:35.032
3 -	1:42.320 (3)	0.236	73.89	12:37:17.352
4 -	1:42.206 (2)	0.122	73.97	12:38:59.558
5 -	1:42.084 (1)		74.06	12:40:41.642
6 -	1:45.193	3.109	71.87	12:42:26.835
7 -	1:42.342	0.258	73.87	12:44:09.177
8 -	4:41.902 D		74.19	12:45:51.079

P10 37 Christopher ALLISON				
LAP	LAP TIME	DIFF	MPH	TIME OF DAY
1 -	1:50.063	7.461	68.69	12:34:18.053
2 -	1:47.196	4.594	70.53	12:36:05.249
3 -	1:45.042	2.440	71.97	12:37:50.291
4 -	1:45.513	2.911	71.65	12:39:35.804
5 -	1:42.602 (1)		73.68	12:41:18.406
6 -	1:43.325 (3)	0.723	73.17	12:43:01.731
7 -	1:44.447	1.845	72.38	12:44:46.178
8 -	1:42.976 (2)	0.374	73.42	12:46:29.154

P11 47 Richard DALES				
LAP	LAP TIME	DIFF	MPH	TIME OF DAY
1 -	1:46.746	3.164	70.82	12:34:07.579
2 -	1:44.095 (3)	0.513	72.63	12:35:51.674
3 -	1:45.559	1.977	71.62	12:37:37.233
4 -	1:43.582 (1)		72.99	12:39:20.815
5 -	1:44.286	0.704	72.49	12:41:05.101
6 -	1:43.781 (2)	0.199	72.85	12:42:48.882
7 -	2:04.490	20.908	60.73	12:44:53.372
8 -	1:45.024	1.442	71.98	12:46:38.396

Toyota MR2 Championship

QUALIFYING - RACE 13 - LAP ANALYSIS

DIFF = Difference To Personal Best Lap

P12 17 Maxine NICHOLLS				
LAP	LAP TIME	DIFF	MPH	TIME OF DAY
1 -	1:47.437	3.532	70.37	12:34:04.929
2 -	1:45.776 (3)	1.871	71.47	12:35:50.705
3 -	1:45.637 (2)	1.732	71.57	12:37:36.342
4 -	1:46.465 D	2.560	71.01	12:39:22.807
5 -	1:44.888 D	0.983	72.08	12:41:07.695
6 -	1:43.905 (1)		72.76	12:42:51.600
7 -	1:45.668 D	1.763	71.55	12:44:37.268
8 -	1:47.191	3.286	70.53	12:46:24.459

P13 72 Tim OBRIEN				
LAP	LAP TIME	DIFF	MPH	TIME OF DAY
1 -	1:49.626	5.234	68.96	12:34:29.820
2 -	1:47.679	3.287	70.21	12:36:17.499
3 -	1:46.981 (2)	2.589	70.67	12:38:04.480
4 -	1:44.537 D	0.145	72.32	12:39:49.017
5 -	1:44.392 (1)		72.42	12:41:33.409
6 -	1:47.311 (3)	2.919	70.45	12:43:20.720
7 -	1:59.169	14.777	63.44	12:45:19.889

P14 83 Jason CROSSLEY				
LAP	LAP TIME	DIFF	MPH	TIME OF DAY
1 -	1:49.596	5.103	68.98	12:34:26.662
2 -	1:47.740	3.247	70.17	12:36:14.402
3 -	1:46.591	2.098	70.93	12:38:00.993
4 -	1:46.041	1.548	71.29	12:39:47.034
5 -	1:44.749 (2)	0.256	72.17	12:41:31.783
6 -	1:44.493 (1)		72.35	12:43:16.276
7 -	1:47.999	3.506	70.00	12:45:04.275
8 -	1:45.283 (3)	0.790	71.81	12:46:49.558

P15 12 Aaron LAVERTY				
LAP	LAP TIME	DIFF	MPH	TIME OF DAY
1 -	1:52.183	7.509	67.39	12:34:07.236
2 -	1:48.866	4.192	69.44	12:35:56.102
3 -	1:46.751	2.077	70.82	12:37:42.853
4 -	1:46.144 (3)	1.470	71.22	12:39:28.997
5 -	1:45.350 (2)	0.676	71.76	12:41:14.347
6 -	1:44.674 (1)		72.23	12:42:59.021
7 -	1:48.181	3.507	69.88	12:44:47.202
8 -	1:44.125 P		72.61	12:46:31.327

P16 16 Danial FARMER				
LAP	LAP TIME	DIFF	MPH	TIME OF DAY
1 -	1:53.004 (3)	7.525	66.90	12:34:34.686
2 -	1:45.955 (2)	0.476	71.35	12:36:20.641
3 -	1:45.479 (1)		71.67	12:38:06.120
4 -	1:50.195 P	4.716	68.61	12:39:56.315

P17 76 Martin AUGER				
LAP	LAP TIME	DIFF	MPH	TIME OF DAY
1 -	2:00.114	14.615	62.94	12:34:42.429
2 -	1:49.838	4.339	68.83	12:36:32.267
3 -	1:47.184 (3)	1.685	70.53	12:38:19.451
4 -	1:46.646 (2)	1.147	70.89	12:40:06.097
5 -	1:45.499 (1)		71.66	12:41:51.596
6 -	1:49.985	4.486	68.74	12:43:41.581
7 -	1:48.382	2.883	69.75	12:45:29.963

DIFF = Difference To Personal Best Lap

P18 67 Simon QUINN				
LAP	LAP TIME	DIFF	MPH	TIME OF DAY
1 -	1:53.967	7.823	66.34	12:34:35.129
2 -	1:48.918	2.774	69.41	12:36:24.047
3 -	1:48.932	2.788	69.40	12:38:12.979
4 -	1:47.167 (2)	1.023	70.54	12:40:00.146
5 -	1:47.448 (3)	1.304	70.36	12:41:47.594
6 -	1:52.321	6.177	67.31	12:43:39.915
7 -	1:46.144 (1)		71.22	12:45:26.059

P19 36 Nick LEAR				
LAP	LAP TIME	DIFF	MPH	TIME OF DAY
1 -	1:51.829	5.082	67.60	12:34:31.420
2 -	1:48.786	2.039	69.49	12:36:20.206
3 -	1:48.680 (2)	1.933	69.56	12:38:08.886
4 -	1:48.684 (3)	1.937	69.56	12:39:57.570
5 -	1:49.106	2.359	69.29	12:41:46.676
6 -	1:54.135	7.388	66.24	12:43:40.811
7 -	1:46.747 (1)		70.82	12:45:27.558

P20 3 Martin COLLINS				
LAP	LAP TIME	DIFF	MPH	TIME OF DAY
1 -	2:05.134	11.690	60.42	12:34:44.473
2 -	2:01.046	7.602	62.46	12:36:45.519
3 -	1:58.638	5.194	63.72	12:38:44.157
4 -	1:54.620 (2)	1.176	65.96	12:40:38.777
5 -	1:57.231 (3)	3.787	64.49	12:42:36.008
6 -	1:53.444 (1)		66.64	12:44:29.452
7 -	1:57.913	4.469	64.12	12:46:27.365

Toyota MR2 Championship

QUALIFYING - RACE 13 - STATISTICS

Competitors Started 20
Planned Start 2024-09-22 @ 12:35:00.000
Actual Start 2024-09-22 @ 12:30:04.646
Finish Time 2024-09-22 @ 12:45:07.041
Track Length 2.1001mi.
Total Laps 150
Total Distance Covered 315.0258mi.

Session Fastest Lap History

NO	CL	NAME	LAP TIME	TIME OF DAY	LAP	VEHICLE
27	C	Shaun TRAYNOR	1:41.623	12:33:34.730	1	Toyota MR2 Roadster
82	B	Andrew RUTHVEN	1:41.156	12:33:39.368	1	Toyota MR2
27	C	Shaun TRAYNOR	1:39.432	12:35:14.164	2	Toyota MR2 Roadster
27	C	Shaun TRAYNOR	1:39.255	12:40:15.163	5	Toyota MR2 Roadster
27	C	Shaun TRAYNOR	1:38.784	12:41:53.947	6	Toyota MR2 Roadster

Flag History

TYPE	TIME OF DAY
GREEN	12:30:04.646
FINISH	12:45:07.041

Flag Statistics

TYPE	COUNT	TOTAL LAPS	TOTAL TIME
Green	1	8	16:50.419
Red	0	0	0.000
Safety Car	0	0	0.000
FCY	0	0	0.000

Toyota MR2 Championship

QUALIFYING - RACE 13 - STATISTICS

CLASS : A

1 Starters

Fastest Lap History

NO	NAME	LAP TIME	TIME OF DAY	LAP	VEHICLE
3	Martin COLLINS	2:05.134	12:34:44.492	1	Toyota MR2
3	Martin COLLINS	2:01.046	12:36:45.538	2	Toyota MR2
3	Martin COLLINS	1:58.638	12:38:44.175	3	Toyota MR2
3	Martin COLLINS	1:54.620	12:40:38.795	4	Toyota MR2
3	Martin COLLINS	1:53.444	12:44:29.470	6	Toyota MR2

Toyota MR2 Championship

QUALIFYING - RACE 13 - STATISTICS

CLASS : B

9 Starters

Fastest Lap History

NO	NAME	LAP TIME	TIME OF DAY	LAP	VEHICLE
82	Andrew RUTHVEN	1:41.156	12:33:39.368	1	Toyota MR2
31	Ben ROWE	1:40.647	12:35:29.520	2	Toyota MR2
82	Andrew RUTHVEN	1:40.408	12:36:59.455	3	Toyota MR2
31	Ben ROWE	1:39.489	12:38:50.210	4	Toyota MR2

Toyota MR2 Championship

QUALIFYING - RACE 13 - STATISTICS

CLASS : C

10 Starters

Fastest Lap History

NO	NAME	LAP TIME	TIME OF DAY	LAP	VEHICLE
27	Shaun TRAYNOR	1:41.623	12:33:34.730	1	Toyota MR2 Roadster
27	Shaun TRAYNOR	1:39.432	12:35:14.164	2	Toyota MR2 Roadster
27	Shaun TRAYNOR	1:39.255	12:40:15.163	5	Toyota MR2 Roadster
27	Shaun TRAYNOR	1:38.784	12:41:53.947	6	Toyota MR2 Roadster

Toyota MR2 Championship
RACE 13 - GRID (15 minutes)

ROW 10	19	36	Nick LEAR	1:46.747	20	3	Martin COLLINS	1:53.444
ROW 9	17	76	Martin AUGER	1:45.499	18	67	Simon QUINN	1:46.144
ROW 8	15	12	Aaron LAVERTY	1:44.674	16	16	Danial FARMER	1:45.479
ROW 7	13	72	Tim OBRIEN	1:44.392	14	83	Jason CROSSLEY	1:44.493
ROW 6	11	47	Richard DALES	1:43.582	12	17	Maxine NICHOLLS	1:43.905
ROW 5	9	65	Vere OLDRIDGE	1:42.084	10	37	Christopher ALLISON	1:42.602
ROW 4	7	9	Timothy HERON	1:40.884	8	59	Andrew BARANOWSKI	1:40.976
ROW 3	5	82	Andrew RUTHVEN	1:39.772	6	69	Daniel BRYANT	1:40.883
ROW 2	3	11	Adam LOCKWOOD	1:39.314	4	31	Ben ROWE	1:39.489
ROW 1	1	27	Shaun TRAYNOR	1:38.784	2	21	Daniel SILVESTER	1:38.912
Pole								

These results are provisional until the conclusion of any judicial and technical matters.

Croft: 2.1001 miles

Clerk Of Course: Ian Denyer

Stewards:

Timekeeper: Stewart Burr





Toyota MR2 Championship

RACE 13 - CLASSIFICATION

Race Distance: 8 Laps / 16.80 miles

POS	NO	CL	PIC	NAME	ENTRY	LAPS	TIME	GAP	DIFF	MPH	BEST	ON	GRD	↑↓
1	27	C	1	Shaun TRAYNOR	Toyota MR2 Roadster	8	15:05.844			66.77	1:38.549	8	1	0
2	11	C	2	Adam LOCKWOOD	Toyota MR2 Roadster	8	15:06.435	0.591	0.591	66.72	1:38.584	8	3	1
3	21	C	3	Daniel SILVESTER	Toyota MR2 Roadster	8	15:08.357	2.513	1.922	66.58	1:39.022	8	2	-1
4	31	B	1	Ben ROWE	Toyota MR2	8	15:09.831	3.987	1.474	66.47	1:39.332	4	4	0
5	82	B	2	Andrew RUTHVEN	Toyota MR2	8	15:13.412	7.568	3.581	66.21	1:40.103	6	5	0
6	69	B	3	Daniel BRYANT	Toyota MR2	8	15:14.115	8.271	0.703	66.16	1:40.571	3	6	0
7	59	C	4	Andrew BARANOWSKI	Toyota MR2 Roadster	8	15:14.863	9.019	0.748	66.11	1:40.529	5	8	1
8	37	B	4	Christopher ALLISON	Toyota MR2	8	15:15.251	9.407	0.388	66.08	1:41.593	2	10	2
9	9	B	5	Timothy HERON	Toyota MR2	8	15:15.531	9.687	0.280	66.06	1:40.346	3	7	-2
10	65	B	6	Vere OLDRIDGE	Toyota MR2	8	15:15.804	9.960	0.273	66.04	1:40.263	4	9	-1
11	17	C	5	Maxine NICHOLLS	Toyota MR2 Roadster	8	15:18.336	12.492	2.532	65.86	1:43.533	2	12	1
12	47	B	7	Richard DALES	Toyota MR2	8	15:18.994	13.150	0.658	65.81	1:43.257	2	11	-1
13	72	C	6	Tim OBRIEN	Toyota MR2 Roadster	8	15:20.357	14.513	1.363	65.71	1:44.293	2	13	0
14	12	B	8	Aaron LAVERTY	Toyota MR2	8	15:20.709	14.865	0.352	65.69	1:43.268	8	15	1
15	67	B	9	Simon QUINN	Toyota MR2	8	15:21.181	15.337	0.472	65.66	1:44.687	4	18	3
16	36	C	7	Nick LEAR	Toyota MR2 Roadster	8	15:24.783	18.939	3.602	65.40	1:45.387	2	19	3
17	76	C	8	Martin AUGER	Toyota MR2 Roadster	8	15:26.003	20.159	1.220	65.31	1:45.665	8	17	0
18	3	A	1	Martin COLLINS	Toyota MR2	8	15:31.597	25.753	5.594	64.92	1:49.794	8	20	2

NOT CLASSIFIED

DNF	83	C		Jason CROSSLEY	Toyota MR2 Roadster	4	7:03.435	4 Laps	4 Laps	71.42	1:42.920	2	14	
-----	----	---	--	----------------	---------------------	---	----------	--------	--------	-------	----------	---	----	--

NOT STARTED

NS	16	C		Danial FARMER	Toyota MR2 Roadster									16
----	----	---	--	---------------	---------------------	--	--	--	--	--	--	--	--	----

FASTEST LAP

27	C			Shaun TRAYNOR	Toyota MR2 Roadster	8	1:38.549			76.71 mph		123.46 kph		
31	B			Ben ROWE	Toyota MR2	4	1:39.332			76.11 mph		122.49 kph		
3	A			Martin COLLINS	Toyota MR2	8	1:49.794			68.86 mph		110.82 kph		

Weather / Track : Cloudy / Dry

These results are provisional until the conclusion of any judicial and technical matters.

Date: 22/09/2024 Start: 13:55 Finish: 14:10

Croft: 2.1001 miles

Clerk Of Course: Ian Denyer

Stewards:

Timekeeper: Stewart Burr



Toyota MR2 Championship

RACE 13 - LAP ANALYSIS

DIFF = Difference To Personal Best Lap

P1 27 Shaun TRAYNOR				
LAP	LAP TIME	DIFF	MPH	TIME OF DAY
1 -	1:46.666	8.117	70.88	13:56:58.117
2 -	1:38.856 (2)	0.307	76.48	13:58:36.973
3 -	1:39.135 (3)	0.586	76.26	14:00:16.108
4 -	1:39.760	1.211	75.78	14:01:55.868
5 -	1:40.509	1.960	75.22	14:03:36.377
6 -	1:39.912	1.363	75.67	14:05:16.289
7 -	3:22.457	1:43.908	37.34	14:08:38.746
8 -	1:38.549 (1)		76.71	14:10:17.295

P2 11 Adam LOCKWOOD				
LAP	LAP TIME	DIFF	MPH	TIME OF DAY
1 -	1:47.762	9.178	70.16	13:56:59.213
2 -	1:38.902 (3)	0.318	76.44	13:58:38.115
3 -	1:38.853 (2)	0.269	76.48	14:00:16.968
4 -	1:39.139	0.555	76.26	14:01:56.107
5 -	1:40.684	2.100	75.09	14:03:36.791
6 -	1:39.895	1.311	75.68	14:05:16.686
7 -	3:22.616	1:44.032	37.31	14:08:39.302
8 -	1:38.584 (1)		76.69	14:10:17.886

P3 21 Daniel SILVESTER				
LAP	LAP TIME	DIFF	MPH	TIME OF DAY
1 -	1:45.410	6.388	71.72	13:56:56.861
2 -	1:39.577 (3)	0.555	75.92	13:58:36.438
3 -	1:39.321 (2)	0.299	76.12	14:00:15.759
4 -	1:40.267	1.245	75.40	14:01:56.026
5 -	1:41.100	2.078	74.78	14:03:37.126
6 -	1:40.202	1.180	75.45	14:05:17.328
7 -	3:23.458	1:44.436	37.16	14:08:40.786
8 -	1:39.022 (1)		76.35	14:10:19.808

P4 31 Ben ROWE				
LAP	LAP TIME	DIFF	MPH	TIME OF DAY
1 -	1:47.515	8.183	70.32	13:56:58.966
2 -	1:40.414	1.082	75.29	13:58:39.380
3 -	1:39.903 (3)	0.571	75.67	14:00:19.283
4 -	1:39.332 (1)		76.11	14:01:58.615
5 -	1:39.444 (2)	0.112	76.02	14:03:38.059
6 -	1:40.382	1.050	75.31	14:05:18.441
7 -	3:22.553	1:43.221	37.32	14:08:40.994
8 -	1:40.288	0.956	75.38	14:10:21.282

P5 82 Andrew RUTHVEN				
LAP	LAP TIME	DIFF	MPH	TIME OF DAY
1 -	1:49.496	9.393	69.04	13:57:00.947
2 -	1:40.992	0.889	74.86	13:58:41.939
3 -	1:40.773 (3)	0.670	75.02	14:00:22.712
4 -	1:41.749	1.646	74.30	14:02:04.461
5 -	1:40.270 (2)	0.167	75.40	14:03:44.731
6 -	1:40.103 (1)		75.52	14:05:24.834
7 -	3:17.254	1:37.151	38.32	14:08:42.088
8 -	1:42.775	2.672	73.56	14:10:24.863

P6 69 Daniel BRYANT				
LAP	LAP TIME	DIFF	MPH	TIME OF DAY
1 -	1:49.022	8.451	69.34	13:57:00.473
2 -	1:41.170 (3)	0.599	74.73	13:58:41.643
3 -	1:40.571 (1)		75.17	14:00:22.214

DIFF = Difference To Personal Best Lap

4 -	1:42.564	1.993	73.71	14:02:04.778
5 -	1:40.984 (2)	0.413	74.86	14:03:45.762
6 -	1:47.196	6.625	70.53	14:05:32.958
7 -	3:11.023	1:30.452	39.57	14:08:43.981
8 -	1:41.585	1.014	74.42	14:10:25.566

P7 59 Andrew BARANOWSKI				
LAP	LAP TIME	DIFF	MPH	TIME OF DAY
1 -	1:50.549	10.020	68.39	13:57:02.000
2 -	1:41.557 (3)	1.028	74.44	13:58:43.557
3 -	1:41.751	1.222	74.30	14:00:25.308
4 -	1:41.127 (2)	0.598	74.76	14:02:06.435
5 -	1:40.529 (1)		75.20	14:03:46.964
6 -	1:42.899	2.370	73.47	14:05:29.863
7 -	3:13.146	1:32.617	39.14	14:08:43.009
8 -	1:43.305	2.776	73.18	14:10:26.314

P8 37 Christopher ALLISON				
LAP	LAP TIME	DIFF	MPH	TIME OF DAY
1 -	1:50.275	8.682	68.56	13:57:01.726
2 -	1:41.593 (1)		74.42	13:58:43.319
3 -	1:42.167 (3)	0.574	74.00	14:00:25.486
4 -	1:42.439	0.846	73.80	14:02:07.925
5 -	1:41.631 (2)	0.038	74.39	14:03:49.556
6 -	1:42.654	1.061	73.65	14:05:32.210
7 -	3:11.293	1:29.700	39.52	14:08:43.503
8 -	1:43.199	1.606	73.26	14:10:26.702

P9 9 Timothy HERON				
LAP	LAP TIME	DIFF	MPH	TIME OF DAY
1 -	1:48.784	8.438	69.50	13:57:00.235
2 -	1:40.962	0.616	74.88	13:58:41.197
3 -	1:40.346 (1)		75.34	14:00:21.543
4 -	1:40.434 (2)	0.088	75.27	14:02:01.977
5 -	1:40.800	0.454	75.00	14:03:42.777
6 -	1:40.468 (3)	0.122	75.25	14:05:23.245
7 -	3:18.166	1:37.820	38.15	14:08:41.411
8 -	1:45.571	5.225	71.61	14:10:26.982

P10 65 Vere OLDRIDGE				
LAP	LAP TIME	DIFF	MPH	TIME OF DAY
1 -	1:54.424	14.161	66.07	13:57:05.875
2 -	1:41.320 (3)	1.057	74.62	13:58:47.195
3 -	1:42.083	1.820	74.06	14:00:29.278
4 -	1:40.263 (1)		75.40	14:02:09.541
5 -	1:40.301 (2)	0.038	75.37	14:03:49.842
6 -	1:43.588	3.325	72.98	14:05:33.430
7 -	3:10.952	1:30.689	39.59	14:08:44.382
8 -	1:42.873	2.610	73.49	14:10:27.255

P11 17 Maxine NICHOLLS				
LAP	LAP TIME	DIFF	MPH	TIME OF DAY
1 -	1:55.917	12.384	65.22	13:57:07.368
2 -	1:43.533 (1)		73.02	13:58:50.901
3 -	1:43.941 (2)	0.408	72.73	14:00:34.842
4 -	1:44.632	1.099	72.25	14:02:19.474
5 -	1:46.060	2.527	71.28	14:04:05.534
6 -	1:47.201	3.668	70.52	14:05:52.735
7 -	2:52.699	1:09.166	43.77	14:08:45.434
8 -	1:44.353 (3)	0.820	72.45	14:10:29.787

Toyota MR2 Championship

RACE 13 - LAP ANALYSIS

DIFF = Difference To Personal Best Lap

P12 47 Richard DALES				
LAP	LAP TIME	DIFF	MPH	TIME OF DAY
1 -	1:53.518	10.261	66.60	13:57:04.969
2 -	1:43.257 (1)		73.22	13:58:48.226
3 -	1:44.973 (3)	1.716	72.02	14:00:33.199
4 -	1:45.513	2.256	71.65	14:02:18.712
5 -	1:48.285	5.028	69.82	14:04:06.997
6 -	1:46.343	3.086	71.09	14:05:53.340
7 -	2:52.873	1:09.616	43.73	14:08:46.213
8 -	1:44.232 (2)	0.975	72.53	14:10:30.445

P13 72 Tim OBRIEN				
LAP	LAP TIME	DIFF	MPH	TIME OF DAY
1 -	1:56.348	12.055	64.98	13:57:07.799
2 -	1:44.293 (1)		72.49	13:58:52.092
3 -	1:46.101	1.808	71.25	14:00:38.193
4 -	1:44.800 (3)	0.507	72.14	14:02:22.993
5 -	1:46.665	2.372	70.88	14:04:09.658
6 -	1:48.722	4.429	69.54	14:05:58.380
7 -	2:48.730	1:04.437	44.80	14:08:47.110
8 -	1:44.698 (2)	0.405	72.21	14:10:31.808

P14 12 Aaron LAVERTY				
LAP	LAP TIME	DIFF	MPH	TIME OF DAY
1 -	1:54.223	10.955	66.19	13:57:05.674
2 -	1:43.617 (2)	0.349	72.96	13:58:49.291
3 -	1:43.751 (3)	0.483	72.87	14:00:33.042
4 -	1:43.767	0.499	72.86	14:02:16.809
5 -	1:57.090	13.822	64.57	14:04:13.899
6 -	1:47.361	4.093	70.42	14:06:01.260
7 -	2:47.632	1:04.364	45.10	14:08:48.892
8 -	1:43.268 (1)		73.21	14:10:32.160

P15 67 Simon QUINN				
LAP	LAP TIME	DIFF	MPH	TIME OF DAY
1 -	1:56.763	12.076	64.75	13:57:08.214
2 -	1:44.711 (2)	0.024	72.20	13:58:52.925
3 -	1:46.123	1.436	71.24	14:00:39.048
4 -	1:44.687 (1)		72.22	14:02:23.735
5 -	1:46.690	2.003	70.86	14:04:10.425
6 -	1:49.479	4.792	69.06	14:05:59.904
7 -	2:47.736	1:03.049	45.07	14:08:47.640
8 -	1:44.992 (3)	0.305	72.01	14:10:32.632

P16 36 Nick LEAR				
LAP	LAP TIME	DIFF	MPH	TIME OF DAY
1 -	1:58.739	13.352	63.67	13:57:10.190
2 -	1:45.387 (1)		71.74	13:58:55.577
3 -	1:52.549	7.162	67.17	14:00:48.126
4 -	1:45.981 (3)	0.594	71.33	14:02:34.107
5 -	1:48.376	2.989	69.76	14:04:22.483
6 -	2:00.813	15.426	62.58	14:06:23.296
7 -	2:27.404	42.017	51.29	14:08:50.700
8 -	1:45.534 (2)	0.147	71.64	14:10:36.234

P17 76 Martin AUGER				
LAP	LAP TIME	DIFF	MPH	TIME OF DAY
1 -	2:02.949	17.284	61.49	13:57:14.400
2 -	1:47.752	2.087	70.16	13:59:02.152
3 -	1:46.579 (3)	0.914	70.93	14:00:48.731

DIFF = Difference To Personal Best Lap

4 -	1:45.945 (2)	0.280	71.36	14:02:34.676
5 -	1:48.311	2.646	69.80	14:04:22.987
6 -	2:01.360	15.695	62.29	14:06:24.347
7 -	2:27.442	41.777	51.27	14:08:51.789
8 -	1:45.665 (1)		71.55	14:10:37.454

P18 3 Martin COLLINS				
LAP	LAP TIME	DIFF	MPH	TIME OF DAY
1 -	2:02.791	12.997	61.57	13:57:14.242
2 -	1:51.469	1.675	67.82	13:59:05.711
3 -	1:50.851 (2)	1.057	68.20	14:00:56.562
4 -	1:51.463 (3)	1.669	67.83	14:02:48.025
5 -	1:52.081	2.287	67.45	14:04:40.106
6 -	1:56.598	6.804	64.84	14:06:36.704
7 -	2:16.550	26.756	55.36	14:08:53.254
8 -	1:49.794 (1)		68.86	14:10:43.048

P19 83 Jason CROSSLEY				
LAP	LAP TIME	DIFF	MPH	TIME OF DAY
1 -	1:52.457	9.537	67.23	13:57:03.908
2 -	1:42.920 (1)		73.46	13:58:46.828
3 -	1:43.811 (2)	0.891	72.83	14:00:30.639
4 -	1:44.247 (3)	1.327	72.52	14:02:14.886

Toyota MR2 Championship

RACE 13 - LAP CHART

LAP 1 @ 13:56:56.861			LAP 2 @ 13:58:36.438			LAP 3 @ 14:00:15.759			LAP 4 @ 14:01:55.868			LAP 5 @ 14:03:36.377		
NO	BEHIND	LAP TIME	NO	BEHIND	LAP TIME	NO	BEHIND	LAP TIME	NO	BEHIND	LAP TIME	NO	BEHIND	LAP TIME
21		1:45.410	21		1:39.577	21		1:39.321	27		1:39.760	27		1:40.509
27	1.256	1:46.666	27	0.535	1:38.856	27	0.349	1:39.135	21	0.158	1:40.267	11	0.414	1:40.684
31	2.105	1:47.515	11	1.677	1:38.902	11	1.209	1:38.853	11	0.239	1:39.139	21	0.749	1:41.100
11	2.352	1:47.762	31	2.942	1:40.414	31	3.524	1:39.903	31	2.747	1:39.332	31	1.682	1:39.444
9	3.374	1:48.784	9	4.759	1:40.962	9	5.784	1:40.346	9	6.109	1:40.434	9	6.400	1:40.800
69	3.612	1:49.022	69	5.205	1:41.170	69	6.455	1:40.571	82	8.593	1:41.749	82	8.354	1:40.270
82	4.086	1:49.496	82	5.501	1:40.992	82	6.953	1:40.773	69	8.910	1:42.564	69	9.385	1:40.984
37	4.865	1:50.275	37	6.881	1:41.593	59	9.549	1:41.751	59	10.567	1:41.127	59	10.587	1:40.529
59	5.139	1:50.549	59	7.119	1:41.557	37	9.727	1:42.167	37	12.057	1:42.439	37	13.179	1:41.631
83	7.047	1:52.457	83	10.390	1:42.920	65	13.519	1:42.083	65	13.673	1:40.263	65	13.465	1:40.301
47	8.108	1:53.518	65	10.757	1:41.320	83	14.880	1:43.811	83	19.018	1:44.247	17	29.157	1:46.060
12	8.813	1:54.223	47	11.788	1:43.257	12	17.283	1:43.751	12	20.941	1:43.767	47	30.620	1:48.285
65	9.014	1:54.424	12	12.853	1:43.617	47	17.440	1:44.973	47	22.844	1:45.513	72	33.281	1:46.665
17	10.507	1:55.917	17	14.463	1:43.533	17	19.083	1:43.941	17	23.606	1:44.632	67	34.048	1:46.690
72	10.938	1:56.348	72	15.654	1:44.293	72	22.434	1:46.101	72	27.125	1:44.800	12	37.522	1:57.090
67	11.353	1:56.763	67	16.487	1:44.711	67	23.289	1:46.123	67	27.867	1:44.687	36	46.106	1:48.376
36	13.329	1:58.739	36	19.139	1:45.387	36	32.367	1:52.549	36	38.239	1:45.981	76	46.610	1:48.311
3	17.381	2:02.791	76	25.714	1:47.752	76	32.972	1:46.579	76	38.808	1:45.945	3	1:03.729	1:52.081
76	17.539	2:02.949	3	29.273	1:51.469	3	40.803	1:50.851	3	52.157	1:51.463			

Toyota MR2 Championship

RACE 13 - LAP CHART

LAP 6 @ 14:05:16.289			LAP 7 @ 14:08:38.746			LAP 8 @ 14:10:17.295		
NO	BEHIND	LAP TIME	NO	BEHIND	LAP TIME	NO	BEHIND	LAP TIME
27		1:39.912	27		3:22.457	27		1:38.549
11	0.397	1:39.895	11	0.556	3:22.616	11	0.591	1:38.584
21	1.039	1:40.202	21	2.040	3:23.458	21	2.513	1:39.022
31	2.152	1:40.382	31	2.248	3:22.553	31	3.987	1:40.288
9	6.956	1:40.468	9	2.665	3:18.166	82	7.568	1:42.775
82	8.545	1:40.103	82	3.342	3:17.254	69	8.271	1:41.585
59	13.574	1:42.899	59	4.263	3:13.146	59	9.019	1:43.305
37	15.921	1:42.654	37	4.757	3:11.293	37	9.407	1:43.199
69	16.669	1:47.196	69	5.235	3:11.023	9	9.687	1:45.571
65	17.141	1:43.588	65	5.636	3:10.952	65	9.960	1:42.873
17	36.446	1:47.201	17	6.688	2:52.699	17	12.492	1:44.353
47	37.051	1:46.343	47	7.467	2:52.873	47	13.150	1:44.232
72	42.091	1:48.722	72	8.364	2:48.730	72	14.513	1:44.698
67	43.615	1:49.479	67	8.894	2:47.736	12	14.865	1:43.268
12	44.971	1:47.361	12	10.146	2:47.632	67	15.337	1:44.992
36	1:07.007	2:00.813	36	11.954	2:27.404	36	18.939	1:45.534
76	1:08.058	2:01.360	76	13.043	2:27.442	76	20.159	1:45.665
3	1:20.415	1:56.598	3	14.508	2:16.550	3	25.753	1:49.794

Toyota MR2 Championship

RACE 13 - POSITION CHART

No	Name	Lap Pos	Lap							
			1	2	3	4	5	6	7	8
27	TRAYNOR	1	21	21	21	27	27	27	27	27
21	SILVESTER	2	27	27	27	21	11	11	11	11
11	LOCKWOOD	3	31	11	11	11	21	21	21	21
31	ROWE	4	11	31	31	31	31	31	31	31
82	RUTHVEN	5	9	9	9	9	9	9	9	82
69	BRYANT	6	69	69	69	82	82	82	82	69
9	HERON	7	82	82	82	69	69	59	59	59
59	BARANOWSKI	8	37	37	59	59	59	37	37	37
65	OLDRIDGE	9	59	59	37	37	37	69	69	9
37	ALLISON	10	83	83	65	65	65	65	65	65
47	DALES	11	47	65	83	83	17	17	17	17
17	NICHOLLS	12	12	47	12	12	47	47	47	47
72	OBRIEN	13	65	12	47	47	72	72	72	72
83	CROSSLEY	14	17	17	17	17	67	67	67	12
12	LAVERTY	15	72	72	72	72	12	12	12	67
16	FARMER	16	67	67	67	67	36	36	36	36
76	AUGER	17	36	36	36	36	76	76	76	76
67	QUINN	18	3	76	76	76	3	3	3	3
36	LEAR	19	76	3	3	3				
3	COLLINS	20								

Toyota MR2 Championship

RACE 13 - STATISTICS

Competitors Started 19
Planned Start 2024-09-22 @ 13:50:00.000
Actual Start 2024-09-22 @ 13:55:11.450
Finish Time 2024-09-22 @ 14:10:12.572
Track Length 2.1001mi.
Total Laps 148
Total Distance Covered 310.8255mi.

Session Fastest Lap History

NO	CL	NAME	LAP TIME	TIME OF DAY	LAP	VEHICLE
21	C	Daniel SILVESTER	1:45.410	13:56:56.883	1	Toyota MR2 Roadster
21	C	Daniel SILVESTER	1:39.577	13:58:36.460	2	Toyota MR2 Roadster
27	C	Shaun TRAYNOR	1:38.856	13:58:36.990	2	Toyota MR2 Roadster
11	C	Adam LOCKWOOD	1:38.853	14:00:16.997	3	Toyota MR2 Roadster
27	C	Shaun TRAYNOR	1:38.549	14:10:17.313	8	Toyota MR2 Roadster

Session Leader History

NO	CL	NAME	FROM LAP	LAPS LED	DISTANCE	VEHICLE
21	C	Daniel SILVESTER	1	3	6.30 miles	Toyota MR2 Roadster
27	C	Shaun TRAYNOR	4	5	10.50 miles	Toyota MR2 Roadster

Flag History

TYPE	TIME OF DAY
GREEN	13:55:11.450
SAFETY	14:04:34.408
GREEN	14:08:33.139
FINISH	14:10:12.572

Flag Statistics

TYPE	COUNT	TOTAL LAPS	TOTAL TIME
Green	2	7	11:38.767
Red	0	0	0.000
Safety Car	1	1	3:58.730
FCY	0	0	0.000

Toyota MR2 Championship

RACE 13 - STATISTICS

CLASS : A

1 Starters

Fastest Lap History

NO	NAME	LAP TIME	TIME OF DAY	LAP	VEHICLE
3	Martin COLLINS	2:02.791	13:57:14.261	1	Toyota MR2
3	Martin COLLINS	1:51.469	13:59:05.729	2	Toyota MR2
3	Martin COLLINS	1:50.851	14:00:56.580	3	Toyota MR2
3	Martin COLLINS	1:49.794	14:10:43.067	8	Toyota MR2

Leader History

NO	NAME	FROM LAP	LAPS LED	DISTANCE	VEHICLE
3	Martin COLLINS	1	8	16.80 miles	Toyota MR2

Toyota MR2 Championship

RACE 13 - STATISTICS

CLASS : B

9 Starters

Fastest Lap History

NO	NAME	LAP TIME	TIME OF DAY	LAP	VEHICLE
31	Ben ROWE	1:47.515	13:56:58.988	1	Toyota MR2
31	Ben ROWE	1:40.414	13:58:39.402	2	Toyota MR2
31	Ben ROWE	1:39.903	14:00:19.304	3	Toyota MR2
31	Ben ROWE	1:39.332	14:01:58.636	4	Toyota MR2

Leader History

NO	NAME	FROM LAP	LAPS LED	DISTANCE	VEHICLE
31	Ben ROWE	1	8	16.80 miles	Toyota MR2

Toyota MR2 Championship

RACE 13 - STATISTICS

CLASS : C

9 Starters


Fastest Lap History

NO	NAME	LAP TIME	TIME OF DAY	LAP	VEHICLE
21	Daniel SILVESTER	1:45.410	13:56:56.883	1	Toyota MR2 Roadster
21	Daniel SILVESTER	1:39.577	13:58:36.460	2	Toyota MR2 Roadster
27	Shaun TRAYNOR	1:38.856	13:58:36.990	2	Toyota MR2 Roadster
11	Adam LOCKWOOD	1:38.853	14:00:16.997	3	Toyota MR2 Roadster
27	Shaun TRAYNOR	1:38.549	14:10:17.313	8	Toyota MR2 Roadster

Leader History

NO	NAME	FROM LAP	LAPS LED	DISTANCE	VEHICLE
21	Daniel SILVESTER	1	3	6.30 miles	Toyota MR2 Roadster
27	Shaun TRAYNOR	4	5	10.50 miles	Toyota MR2 Roadster

Toyota MR2 Championship
RACE 17 - GRID (15 minutes)

ROW 10		1:49.794 19 3 Martin COLLINS	
ROW 9	17 36 Nick LEAR 1:45.387		18 76 Martin AUGER 1:45.665
ROW 8		15 72 Tim OBRIEN 1:44.293	16 67 Simon QUINN 1:44.687
ROW 7	13 12 Aaron LAVERTY 1:43.268		14 17 Maxine NICHOLLS 1:43.533
ROW 6		11 83 Jason CROSSLEY 1:42.920	12 47 Richard DALES 1:43.257
ROW 5	9 69 Daniel BRYANT 1:40.571		10 37 Christopher ALLISON 1:41.593
ROW 4		7 9 Timothy HERON 1:40.346	8 59 Andrew BARANOWSKI 1:40.529
ROW 3	5 82 Andrew RUTHVEN 1:40.103		6 65 Vere OLDRIDGE 1:40.263
ROW 2		3 21 Daniel SILVESTER 1:39.022	4 31 Ben ROWE 1:39.332
ROW 1	1 27 Shaun TRAYNOR 1:38.549		2 11 Adam LOCKWOOD 1:38.584
Pole			
			

Comments:
 *No. 16 withdrawn

These results are provisional until the conclusion of any judicial and technical matters.

Croft: 2.1001 miles

Clerk Of Course: Ian Denyer

Stewards:

Timekeeper: Stewart Burr



Toyota MR2 Championship

RACE 17 - CLASSIFICATION

Race Distance: 9 Laps / 18.90 miles

POS	NO	CL	PIC	NAME	ENTRY	LAPS	TIME	GAP	DIFF	MPH	BEST	ON	GRD	↑↓
1	27	C	1	Shaun TRAYNOR	Toyota MR2 Roadster	9	14:59.962			75.60	1:38.671	3	1	0
2	11	C	2	Adam LOCKWOOD	Toyota MR2 Roadster	9	15:00.351	0.389	0.389	75.57	1:38.390	6	2	0
3	31	B	1	Ben ROWE	Toyota MR2	9	15:07.129	7.167	6.778	75.01	1:39.119	4	4	1
4	82	B	2	Andrew RUTHVEN	Toyota MR2	9	15:09.387	9.425	2.258	74.82	1:39.504	5	5	1
5	69	B	3	Daniel BRYANT	Toyota MR2	9	15:18.806	18.844	9.419	74.05	1:40.361	3	9	4
6	65	B	4	Vere OLDRIDGE	Toyota MR2	9	15:18.983	19.021	0.177	74.04	1:40.513	3	6	0
7	9	B	5	Timothy HERON	Toyota MR2	9	15:19.656	19.694	0.673	73.99	1:39.828	5	7	0
8	59	C	3	Andrew BARANOWSKI	Toyota MR2 Roadster	9	15:19.945	19.983	0.289	73.96	1:39.654	5	8	0
9	12	B	6	Aaron LAVERTY	Toyota MR2	9	15:51.759	51.797	31.814	71.49	1:43.375	6	13	4
10	17	C	4	Maxine NICHOLLS	Toyota MR2 Roadster	9	15:56.832	56.870	5.073	71.11	1:43.752	3	14	4
11	67	B	7	Simon QUINN	Toyota MR2	9	16:02.781	1:02.819	5.949	70.67	1:44.397	7	16	5
12	72	C	5	Tim OBRIEN	Toyota MR2 Roadster	9	16:14.959	1:14.997	12.178	69.79	1:44.083	7	15	3
13	47	B	8	Richard DALES	Toyota MR2	9	16:15.273	1:15.311	0.314	69.77	1:43.350	9	12	-1
14	36	C	6	Nick LEAR	Toyota MR2 Roadster	9	16:21.662	1:21.700	6.389	69.31	1:45.053	7	17	3
15	76	C	7	Martin AUGER	Toyota MR2 Roadster	9	16:22.010	1:22.048	0.348	69.29	1:44.232	6	18	3
16	3	A	1	Martin COLLINS	Toyota MR2	8	15:23.677	1 Lap	1 Lap	65.48	1:51.189	8	19	3

NOT CLASSIFIED

DNF	37	B		Christopher ALLISON	Toyota MR2	1	2:00.151	8 Laps	7 Laps	62.92	2:00.151	1	10	
DNF	21	C		Daniel SILVESTER	Toyota MR2 Roadster	0							3	

NOT STARTED

NS	83	C		Jason CROSSLEY	Toyota MR2 Roadster								11	
----	----	---	--	----------------	---------------------	--	--	--	--	--	--	--	----	--

FASTEST LAP

11	C			Adam LOCKWOOD	Toyota MR2 Roadster	6	1:38.390			76.84 mph			123.66 kph	
31	B			Ben ROWE	Toyota MR2	4	1:39.119			76.27 mph			122.75 kph	
3	A			Martin COLLINS	Toyota MR2	8	1:51.189			67.99 mph			109.43 kph	

Weather / Track : Cloudy / Dry

These results are provisional until the conclusion of any judicial and technical matters.

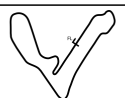
Date: 22/09/2024 Start: 17:30 Finish: 17:45

Croft: 2.1001 miles

Clerk Of Course: Ian Denyer

Stewards:

Timekeeper: Stewart Burr



Toyota MR2 Championship

RACE 17 - LAP ANALYSIS

DIFF = Difference To Personal Best Lap

P1 27 Shaun TRAYNOR				
LAP	LAP TIME	DIFF	MPH	TIME OF DAY
1 -	1:47.329	8.658	70.44	17:31:47.953
2 -	1:40.034	1.363	75.58	17:33:27.987
3 -	1:38.671 (1)		76.62	17:35:06.658
4 -	1:38.760 (3)	0.089	76.55	17:36:45.418
5 -	1:38.847	0.176	76.48	17:38:24.265
6 -	1:38.781	0.110	76.53	17:40:03.046
7 -	1:38.726 (2)	0.055	76.58	17:41:41.772
8 -	1:39.830	1.159	75.73	17:43:21.602
9 -	1:38.984	0.313	76.38	17:45:00.586

P2 11 Adam LOCKWOOD				
LAP	LAP TIME	DIFF	MPH	TIME OF DAY
1 -	1:46.971	8.581	70.67	17:31:47.595
2 -	1:40.706	2.316	75.07	17:33:28.301
3 -	1:38.821	0.431	76.50	17:35:07.122
4 -	1:38.710 (3)	0.320	76.59	17:36:45.832
5 -	1:38.986	0.596	76.38	17:38:24.818
6 -	1:38.390 (1)		76.84	17:40:03.208
7 -	1:39.022	0.632	76.35	17:41:42.230
8 -	1:40.252	1.862	75.41	17:43:22.482
9 -	1:38.493 (2)	0.103	76.76	17:45:00.975

P3 31 Ben ROWE				
LAP	LAP TIME	DIFF	MPH	TIME OF DAY
1 -	1:47.925	8.806	70.05	17:31:48.549
2 -	1:40.411	1.292	75.29	17:33:28.960
3 -	1:39.301 (2)	0.182	76.13	17:35:08.261
4 -	1:39.119 (1)		76.27	17:36:47.380
5 -	1:39.338 (3)	0.219	76.11	17:38:26.718
6 -	1:39.612	0.493	75.90	17:40:06.330
7 -	1:39.794	0.675	75.76	17:41:46.124
8 -	1:41.175	2.056	74.72	17:43:27.299
9 -	1:40.454	1.335	75.26	17:45:07.753

P4 82 Andrew RUTHVEN				
LAP	LAP TIME	DIFF	MPH	TIME OF DAY
1 -	1:48.734	9.230	69.53	17:31:49.358
2 -	1:39.993	0.489	75.61	17:33:29.351
3 -	1:39.756 (3)	0.252	75.79	17:35:09.107
4 -	1:39.686 (2)	0.182	75.84	17:36:48.793
5 -	1:39.504 (1)		75.98	17:38:28.297
6 -	1:40.029	0.525	75.58	17:40:08.326
7 -	1:40.276	0.772	75.39	17:41:48.602
8 -	1:40.959	1.455	74.88	17:43:29.561
9 -	1:40.450	0.946	75.26	17:45:10.011

P5 69 Daniel BRYANT				
LAP	LAP TIME	DIFF	MPH	TIME OF DAY
1 -	1:50.193	9.832	68.61	17:31:50.817
2 -	1:40.941	0.580	74.90	17:33:31.758
3 -	1:40.361 (1)		75.33	17:35:12.119
4 -	1:40.612 (2)	0.251	75.14	17:36:52.731
5 -	1:40.796 (3)	0.435	75.00	17:38:33.527
6 -	1:41.137	0.776	74.75	17:40:14.664
7 -	1:41.117	0.756	74.77	17:41:55.781
8 -	1:41.807	1.446	74.26	17:43:37.588
9 -	1:41.842	1.481	74.23	17:45:19.430

DIFF = Difference To Personal Best Lap

P6 65 Vere OLDRIDGE				
LAP	LAP TIME	DIFF	MPH	TIME OF DAY
1 -	1:49.477	8.964	69.06	17:31:50.101
2 -	1:41.059	0.546	74.81	17:33:31.160
3 -	1:40.513 (1)		75.22	17:35:11.673
4 -	1:40.744 (2)	0.231	75.04	17:36:52.417
5 -	1:40.950 (3)	0.437	74.89	17:38:33.367
6 -	1:41.159	0.646	74.73	17:40:14.526
7 -	1:41.646	1.133	74.38	17:41:56.172
8 -	1:41.953	1.440	74.15	17:43:38.125
9 -	1:41.482	0.969	74.50	17:45:19.607

P7 9 Timothy HERON				
LAP	LAP TIME	DIFF	MPH	TIME OF DAY
1 -	1:50.767	10.939	68.25	17:31:51.391
2 -	1:41.902	2.074	74.19	17:33:33.293
3 -	1:40.794	0.966	75.01	17:35:14.087
4 -	1:40.657 (3)	0.829	75.11	17:36:54.744
5 -	1:39.828 (1)		75.73	17:38:34.572
6 -	1:40.292 (2)	0.464	75.38	17:40:14.864
7 -	1:41.985	2.157	74.13	17:41:56.849
8 -	1:41.937	2.109	74.16	17:43:38.786
9 -	1:41.494	1.666	74.49	17:45:20.280

P8 59 Andrew BARANOWSKI				
LAP	LAP TIME	DIFF	MPH	TIME OF DAY
1 -	1:53.137	13.483	66.82	17:31:53.761
2 -	1:42.287	2.633	73.91	17:33:36.048
3 -	1:40.326	0.672	75.36	17:35:16.374
4 -	1:40.145 (3)	0.491	75.49	17:36:56.519
5 -	1:39.654 (1)		75.86	17:38:36.173
6 -	1:40.124 (2)	0.470	75.51	17:40:16.297
7 -	1:41.109	1.455	74.77	17:41:57.406
8 -	1:41.724	2.070	74.32	17:43:39.130
9 -	1:41.439	1.785	74.53	17:45:20.569

P9 12 Aaron LAVERTY				
LAP	LAP TIME	DIFF	MPH	TIME OF DAY
1 -	1:58.893	15.518	63.59	17:31:59.517
2 -	1:44.832	1.457	72.12	17:33:44.349
3 -	1:44.212	0.837	72.55	17:35:28.561
4 -	1:43.511 (2)	0.136	73.04	17:37:12.072
5 -	1:44.292	0.917	72.49	17:38:56.364
6 -	1:43.375 (1)		73.13	17:40:39.739
7 -	1:43.871 (3)	0.496	72.78	17:42:23.610
8 -	1:44.437	1.062	72.39	17:44:08.047
9 -	1:44.336	0.961	72.46	17:45:52.383

P10 17 Maxine NICHOLLS				
LAP	LAP TIME	DIFF	MPH	TIME OF DAY
1 -	1:58.578	14.826	63.76	17:31:59.202
2 -	1:44.398	0.646	72.42	17:33:43.600
3 -	1:43.752 (1)		72.87	17:35:27.352
4 -	1:44.323 (3)	0.571	72.47	17:37:11.675
5 -	1:47.267	3.515	70.48	17:38:58.942
6 -	1:44.936	1.184	72.04	17:40:43.878
7 -	1:44.850	1.098	72.10	17:42:28.728
8 -	1:44.450	0.698	72.38	17:44:13.178
9 -	1:44.278 (2)	0.526	72.50	17:45:57.456

Toyota MR2 Championship

RACE 17 - LAP ANALYSIS

DIFF = Difference To Personal Best Lap

P11 67 Simon QUINN				
LAP	LAP TIME	DIFF	MPH	TIME OF DAY
1 -	1:59.452	15.055	63.29	17:32:00.076
2 -	1:47.898	3.501	70.07	17:33:47.974
3 -	1:45.391	0.994	71.73	17:35:33.365
4 -	1:45.714	1.317	71.51	17:37:19.079
5 -	1:45.140	0.743	71.91	17:39:04.219
6 -	1:44.620 (2)	0.223	72.26	17:40:48.839
7 -	1:44.397 (1)		72.42	17:42:33.236
8 -	1:44.786 (3)	0.389	72.15	17:44:18.022
9 -	1:45.383	0.986	71.74	17:46:03.405

P12 72 Tim OBIEN				
LAP	LAP TIME	DIFF	MPH	TIME OF DAY
1 -	1:59.071	14.988	63.49	17:31:59.695
2 -	1:47.653	3.570	70.23	17:33:47.348
3 -	1:44.928 (3)	0.845	72.05	17:35:32.276
4 -	1:46.240	2.157	71.16	17:37:18.516
5 -	1:45.046	0.963	71.97	17:39:03.562
6 -	1:45.897	1.814	71.39	17:40:49.459
7 -	1:44.083 (1)		72.64	17:42:33.542
8 -	1:57.209	13.126	64.50	17:44:30.751
9 -	1:44.832 (2)	0.749	72.12	17:46:15.583

P13 47 Richard DALES				
LAP	LAP TIME	DIFF	MPH	TIME OF DAY
1 -	2:08.654	25.304	58.76	17:32:09.278
2 -	1:57.917	14.567	64.11	17:34:07.195
3 -	1:44.579	1.229	72.29	17:35:51.774
4 -	1:44.043 (3)	0.693	72.66	17:37:35.817
5 -	1:44.632	1.282	72.25	17:39:20.449
6 -	1:44.170	0.820	72.57	17:41:04.619
7 -	1:43.868 (2)	0.518	72.79	17:42:48.487
8 -	1:44.060	0.710	72.65	17:44:32.547
9 -	1:43.350 (1)		73.15	17:46:15.897

P14 36 Nick LEAR				
LAP	LAP TIME	DIFF	MPH	TIME OF DAY
1 -	2:00.033	14.980	62.98	17:32:00.657
2 -	1:48.701	3.648	69.55	17:33:49.358
3 -	1:47.495	2.442	70.33	17:35:36.853
4 -	1:47.529	2.476	70.31	17:37:24.382
5 -	1:55.236	10.183	65.60	17:39:19.618
6 -	1:47.414	2.361	70.38	17:41:07.032
7 -	1:45.053 (1)		71.96	17:42:52.085
8 -	1:45.074 (2)	0.021	71.95	17:44:37.159
9 -	1:45.127 (3)	0.074	71.91	17:46:22.286

P15 76 Martin AUGER				
LAP	LAP TIME	DIFF	MPH	TIME OF DAY
1 -	2:01.545	17.313	62.20	17:32:02.169
2 -	2:06.569	22.337	59.73	17:34:08.738
3 -	1:46.948	2.716	70.69	17:35:55.686
4 -	1:44.630	0.398	72.26	17:37:40.316
5 -	1:44.847	0.615	72.11	17:39:25.163
6 -	1:44.232 (1)		72.53	17:41:09.395
7 -	1:44.323 (3)	0.091	72.47	17:42:53.718
8 -	1:44.232 (1)		72.53	17:44:37.950
9 -	1:44.684	0.452	72.22	17:46:22.634

DIFF = Difference To Personal Best Lap

P16 3 Martin COLLINS				
LAP	LAP TIME	DIFF	MPH	TIME OF DAY
1 -	2:03.733	12.544	61.10	17:32:04.357
2 -	2:03.818	12.629	61.06	17:34:08.175
3 -	1:52.208 (2)	1.019	67.38	17:36:00.383
4 -	1:52.789	1.600	67.03	17:37:53.172
5 -	1:53.443	2.254	66.64	17:39:46.615
6 -	1:52.657 (3)	1.468	67.11	17:41:39.272
7 -	1:53.840	2.651	66.41	17:43:33.112
8 -	1:51.189 (1)		67.99	17:45:24.301

P17 37 Christopher ALLISON				
LAP	LAP TIME	DIFF	MPH	TIME OF DAY
1 -	2:00.151 (1)		62.92	17:32:00.775

Toyota MR2 Championship

RACE 17 - LAP CHART

LAP 1 @ 17:31:47.595			LAP 2 @ 17:33:27.987			LAP 3 @ 17:35:06.658			LAP 4 @ 17:36:45.418			LAP 5 @ 17:38:24.265		
NO	BEHIND	LAP TIME	NO	BEHIND	LAP TIME	NO	BEHIND	LAP TIME	NO	BEHIND	LAP TIME	NO	BEHIND	LAP TIME
11		1:46.971	27		1:40.034	27		1:38.671	27		1:38.760	27		1:38.847
27	0.358	1:47.329	11	0.314	1:40.706	11	0.464	1:38.821	11	0.414	1:38.710	11	0.553	1:38.986
31	0.954	1:47.925	31	0.973	1:40.411	31	1.603	1:39.301	31	1.962	1:39.119	31	2.453	1:39.338
82	1.763	1:48.734	82	1.364	1:39.993	82	2.449	1:39.756	82	3.375	1:39.686	82	4.032	1:39.504
65	2.506	1:49.477	65	3.173	1:41.059	65	5.015	1:40.513	65	6.999	1:40.744	65	9.102	1:40.950
69	3.222	1:50.193	69	3.771	1:40.941	69	5.461	1:40.361	69	7.313	1:40.612	69	9.262	1:40.796
9	3.796	1:50.767	9	5.306	1:41.902	9	7.429	1:40.794	9	9.326	1:40.657	9	10.307	1:39.828
59	6.166	1:53.137	59	8.061	1:42.287	59	9.716	1:40.326	59	11.101	1:40.145	59	11.908	1:39.654
17	11.607	1:58.578	17	15.613	1:44.398	17	20.694	1:43.752	17	26.257	1:44.323	17	32.099	1:44.292
12	11.922	1:58.893	12	16.362	1:44.832	12	21.903	1:44.212	12	26.654	1:43.511	17	34.677	1:47.267
72	12.100	1:59.071	72	19.361	1:47.653	72	25.618	1:44.928	72	33.098	1:46.240	72	39.297	1:45.046
67	12.481	1:59.452	67	19.987	1:47.898	67	26.707	1:45.391	67	33.661	1:45.714	67	39.954	1:45.140
36	13.062	2:00.033	36	21.371	1:48.701	36	30.195	1:47.495	36	38.964	1:47.529	36	55.353	1:55.236
37	13.180	2:00.151	47	39.208	1:57.917	47	45.116	1:44.579	47	50.399	1:44.043	47	56.184	1:44.632
76	14.574	2:01.545	3	40.188	2:03.818	76	49.028	1:46.948	76	54.898	1:44.630	76	1:00.898	1:44.847
3	16.762	2:03.733	76	40.751	2:06.569	3	53.725	1:52.208	3	1:07.754	1:52.789	3	1:22.350	1:53.443
47	21.683	2:08.654												

Toyota MR2 Championship

RACE 17 - LAP CHART

LAP 6 @ 17:40:03.046			LAP 7 @ 17:41:41.772			LAP 8 @ 17:43:21.602			LAP 9 @ 17:45:00.586		
NO	BEHIND	LAP TIME	NO	BEHIND	LAP TIME	NO	BEHIND	LAP TIME	NO	BEHIND	LAP TIME
27		1:38.781	27		1:38.726	27		1:39.830	27		1:38.984
11	0.162	1:38.390	11	0.458	1:39.022	11	0.880	1:40.252	11	0.389	1:38.493
31	3.284	1:39.612	31	4.352	1:39.794	31	5.697	1:41.175	31	7.167	1:40.454
82	5.280	1:40.029	82	6.830	1:40.276	82	7.959	1:40.959	82	9.425	1:40.450
65	11.480	1:41.159	69	14.009	1:41.117	3	1 Lap	1:53.840	69	18.844	1:41.842
69	11.618	1:41.137	65	14.400	1:41.646	69	15.986	1:41.807	65	19.021	1:41.482
9	11.818	1:40.292	9	15.077	1:41.985	65	16.523	1:41.953	9	19.694	1:41.494
59	13.251	1:40.124	59	15.634	1:41.109	9	17.184	1:41.937	59	19.983	1:41.439
12	36.693	1:43.375	12	41.838	1:43.871	59	17.528	1:41.724	3	1 Lap	1:51.189
17	40.832	1:44.936	17	46.956	1:44.850	12	46.445	1:44.437	12	51.797	1:44.336
67	45.793	1:44.620	67	51.464	1:44.397	17	51.576	1:44.450	17	56.870	1:44.278
72	46.413	1:45.897	72	51.770	1:44.083	67	56.420	1:44.786	67	1:02.819	1:45.383
47	1:01.573	1:44.170	47	1:06.715	1:43.868	72	1:09.149	1:57.209	72	1:14.997	1:44.832
36	1:03.986	1:47.414	36	1:10.313	1:45.053	47	1:10.945	1:44.060	47	1:15.311	1:43.350
76	1:06.349	1:44.232	76	1:11.946	1:44.323	36	1:15.557	1:45.074	36	1:21.700	1:45.127
3	1:36.226	1:52.657				76	1:16.348	1:44.232	76	1:22.048	1:44.684

Toyota MR2 Championship

RACE 17 - POSITION CHART

No	Name	Lap Pos	Lap									
			1	2	3	4	5	6	7	8	9	
27	TRAYNOR	1	11	27	27	27	27	27	27	27	27	27
11	LOCKWOOD	2	27	11	11	11	11	11	11	11	11	11
21	SILVESTER	3	31	31	31	31	31	31	31	31	31	31
31	ROWE	4	82	82	82	82	82	82	82	82	82	82
82	RUTHVEN	5	65	65	65	65	65	65	69	69	69	69
65	OLDRIDGE	6	69	69	69	69	69	69	65	65	65	65
9	HERON	7	9	9	9	9	9	9	9	9	9	9
59	BARANOWSKI	8	59	59	59	59	59	59	59	59	59	59
69	BRYANT	9	17	17	17	17	12	12	12	12	12	12
37	ALLISON	10	12	12	12	12	17	17	17	17	17	17
83	CROSSLEY	11	72	72	72	72	72	67	67	67	67	67
47	DALES	12	67	67	67	67	67	72	72	72	72	72
12	LAVERTY	13	36	36	36	36	36	47	47	47	47	47
17	NICHOLLS	14	37	47	47	47	47	36	36	36	36	36
72	OBRIEN	15	76	3	76	76	76	76	76	76	76	76
67	QUINN	16	3	76	3	3	3	3	3	3	3	3
36	LEAR	17	47									
76	AUGER	18										
3	COLLINS	19										

Toyota MR2 Championship

RACE 17 - STATISTICS

Competitors Started 18
Planned Start 2024-09-22 @ 17:25:00.000
Actual Start 2024-09-22 @ 17:30:00.623
Finish Time 2024-09-22 @ 17:45:00.520
Track Length 2.1001mi.
Total Laps 144
Total Distance Covered 302.4248mi.

Session Fastest Lap History

NO	CL	NAME	LAP TIME	TIME OF DAY	LAP	VEHICLE
11	C	Adam LOCKWOOD	1:46.971	17:31:47.625	1	Toyota MR2 Roadster
27	C	Shaun TRAYNOR	1:40.034	17:33:28.004	2	Toyota MR2 Roadster
82	B	Andrew RUTHVEN	1:39.993	17:33:29.365	2	Toyota MR2
27	C	Shaun TRAYNOR	1:38.671	17:35:06.676	3	Toyota MR2 Roadster
11	C	Adam LOCKWOOD	1:38.390	17:40:03.238	6	Toyota MR2 Roadster

Session Leader History

NO	CL	NAME	FROM LAP	LAPS LED	DISTANCE	VEHICLE
11	C	Adam LOCKWOOD	1	1	2.10 miles	Toyota MR2 Roadster
27	C	Shaun TRAYNOR	2	8	16.80 miles	Toyota MR2 Roadster

Flag History

TYPE	TIME OF DAY
GREEN	17:30:00.623
FINISH	17:45:00.520

Flag Statistics

TYPE	COUNT	TOTAL LAPS	TOTAL TIME
Green	1	9	16:26.407
Red	0	0	0.000
Safety Car	0	0	0.000
FCY	0	0	0.000

Toyota MR2 Championship

RACE 17 - STATISTICS

CLASS : A

1 Starters

Fastest Lap History

NO	NAME	LAP TIME	TIME OF DAY	LAP	VEHICLE
3	Martin COLLINS	2:03.733	17:32:04.375	1	Toyota MR2
3	Martin COLLINS	1:52.208	17:36:00.401	3	Toyota MR2
3	Martin COLLINS	1:51.189	17:45:24.318	8	Toyota MR2

Leader History

NO	NAME	FROM LAP	LAPS LED	DISTANCE	VEHICLE
3	Martin COLLINS	1	8	16.80 miles	Toyota MR2

Toyota MR2 Championship

RACE 17 - STATISTICS

CLASS : B

9 Starters

Fastest Lap History

NO	NAME	LAP TIME	TIME OF DAY	LAP	VEHICLE
31	Ben ROWE	1:47.925	17:31:48.570	1	Toyota MR2
31	Ben ROWE	1:40.411	17:33:28.981	2	Toyota MR2
82	Andrew RUTHVEN	1:39.993	17:33:29.365	2	Toyota MR2
31	Ben ROWE	1:39.301	17:35:08.283	3	Toyota MR2
31	Ben ROWE	1:39.119	17:36:47.402	4	Toyota MR2

Leader History

NO	NAME	FROM LAP	LAPS LED	DISTANCE	VEHICLE
31	Ben ROWE	1	9	18.90 miles	Toyota MR2

Toyota MR2 Championship

RACE 17 - STATISTICS

CLASS : C

8 Starters

Fastest Lap History

NO	NAME	LAP TIME	TIME OF DAY	LAP	VEHICLE
11	Adam LOCKWOOD	1:46.971	17:31:47.625	1	Toyota MR2 Roadster
27	Shaun TRAYNOR	1:40.034	17:33:28.004	2	Toyota MR2 Roadster
27	Shaun TRAYNOR	1:38.671	17:35:06.676	3	Toyota MR2 Roadster
11	Adam LOCKWOOD	1:38.390	17:40:03.238	6	Toyota MR2 Roadster

Leader History

NO	NAME	FROM LAP	LAPS LED	DISTANCE	VEHICLE
11	Adam LOCKWOOD	1	1	2.10 miles	Toyota MR2 Roadster
27	Shaun TRAYNOR	2	8	16.80 miles	Toyota MR2 Roadster