



TOYOTA MR2 CHAMPIONSHIP



750 Motor Club Race Meeting
Silverstone National
19th May 2024



Timing & Results Provided by Timing Solutions Ltd

www.tsl-timing.com

Toyota MR2 Championship

QUALIFYING - RACE 13 - CLASSIFICATION

POS	NO	CL	PIC	NAME	ENTRY	TIME	ON	LAPS	GAP	DIFF	MPH
1	27*	C	1	Shaun TRAYNOR	Toyota MR2 Roadster	1:10.110	4	12			84.23
2	11*	C	2	Adam LOCKWOOD	Toyota MR2 Roadster	1:10.432	11	12	0.322	0.322	83.84
3	69	B	1	Daniel BRYANT	Toyota MR2	1:10.517	6	12	0.407	0.085	83.74
4	82*	B	2	Andrew RUTHVEN	Toyota MR2	1:10.527	11	12	0.417	0.010	83.73
5	19*	C	3	Cameron BELL	Toyota MR2 Roadster	1:10.547	10	11	0.437	0.020	83.71
6	78	C	4	Jim MEW	Toyota MR2 Roadster	1:10.857	10	12	0.747	0.310	83.34
7	31*	B	3	Ben ROWE	Toyota MR2	1:10.922	8	12	0.812	0.065	83.26
8	84	C	5	Neil STRATTON	Toyota MR2 Roadster	1:11.019	10	12	0.909	0.097	83.15
9	4	C	6	Peter HIGTON	Toyota MR2 Roadster	1:11.326	11	12	1.216	0.307	82.79
10	9*	B	4	Timothy HERON	Toyota MR2	1:11.429	11	12	1.319	0.103	82.67
11	65	B	5	Vere OLDRIDGE	Toyota MR2	1:11.515	11	12	1.405	0.086	82.57
12	59	C	7	Andrew BARANOWSKI	Toyota MR2 Roadster	1:11.715	11	12	1.605	0.200	82.34
13	2*	C	8	Darren ALDWORTH	Toyota MR2 Roadster	1:11.735	12	12	1.625	0.020	82.32
14	18	C	9	Anthony JONES	Toyota MR2 Roadster	1:11.798	9	12	1.688	0.063	82.25
15	79	C	10	Jonathan GRIMES	Toyota MR2 Roadster	1:11.926	8	12	1.816	0.128	82.10
16	24*	B	6	Sam HARPER	Toyota MR2	1:11.931	2	12	1.821	0.005	82.10
17	88*	C	11	Sergiy BYELYAYEV	Toyota MR2 Roadster	1:12.094	10	11	1.984	0.163	81.91
18	37*	B	7	Christopher ALLISON	Toyota MR2	1:12.427	5	12	2.317	0.333	81.53
19	17*	C	12	Maxine NICHOLLS	Toyota MR2 Roadster	1:12.823	11	12	2.713	0.396	81.09
20	12	B	8	Aaron LAVERTY	Toyota MR2	1:13.154	12	12	3.044	0.331	80.72
21	87*	C	13	Neale HURREN	Toyota MR2 Roadster	1:13.391	12	12	3.281	0.237	80.46
22	51	C	14	Andrew STRANGE	Toyota MR2 Roadster	1:13.646	12	12	3.536	0.255	80.18
23	30	C	15	Andy WILLIAMS	Toyota MR2 Roadster	1:13.734	10	11	3.624	0.088	80.09
24	8	C	16	Edward OKANE	Toyota MR2 Roadster	1:14.047	9	11	3.937	0.313	79.75
25	67*	B	9	Simon QUINN	Toyota MR2	1:14.184	10	12	4.074	0.137	79.60
26	5	C	17	Iain LEADBETTER	Toyota MR2 Roadster	1:14.238	7	11	4.128	0.054	79.55
27	20	C	18	Patrick STONER	Toyota MR2 Roadster	1:14.440	10	11	4.330	0.202	79.33
28	72	C	19	Tim OBRIEN	Toyota MR2 Roadster	1:14.790	10	11	4.680	0.350	78.96
29	94	C	20	Joseph JONES	Toyota MR2 Roadster	1:15.040	10	11	4.930	0.250	78.70
30	35	C	21	Richard BROWN	Toyota MR2 Roadster	1:15.148	4	11	5.038	0.108	78.58
31	13	B	10	Montoye BAKER	Toyota MR2	1:15.348	5	11	5.238	0.200	78.37
32	3	A	1	Martin COLLINS	Toyota MR2	1:17.464	6	11	7.354	2.116	76.23

Comments:

*No. 27 - no working transponder, please rectify for your next session

*No. 37 - transponder battery low, please charge before your next session

No. 2, 11, 17, 24, 31, 37, 67, 82, 87, 88 - 1 Lap time disallowed; exceeding track limits.

No. 9, 19 - 2 Lap times disallowed; exceeding track limits.

Weather / Track : Sunny / Dry

These results are provisional until the conclusion of any judicial and technical matters.

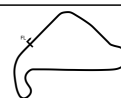
Date: 19/05/2024 Start: 09:00 Finish: 09:15

Silverstone National: 1.6404 miles

Clerk Of Course: Lynne Spurr

Stewards:

Timekeeper: Stewart Burr



Toyota MR2 Championship

QUALIFYING - RACE 13 - LAP ANALYSIS

DIFF = Difference To Personal Best Lap

P1 27 Shaun TRAYNOR				
LAP	LAP TIME	DIFF	MPH	TIME OF DAY
1 -	1:11.649	1.539	82.42	09:02:18.108
2 -	1:11.014	0.904	83.16	09:03:29.122
3 -	1:14.631	4.521	79.13	09:04:43.753
4 -	1:10.110 (1)		84.23	09:05:53.863
5 -	1:16.512	6.402	77.18	09:07:10.375
6 -	1:10.213 (2)	0.103	84.11	09:08:20.588
7 -	1:12.005	1.895	82.01	09:09:32.593
8 -	1:10.749	0.639	83.47	09:10:43.342
9 -	1:11.769	1.659	82.28	09:11:55.111
10 -	1:10.314 (3)	0.204	83.98	09:13:05.425
11 -	1:10.810	0.700	83.40	09:14:16.235
12 -	1:14.753	4.643	79.00	09:15:30.988

P2 11 Adam LOCKWOOD				
LAP	LAP TIME	DIFF	MPH	TIME OF DAY
1 -	1:13.383	2.951	80.47	09:02:18.597
2 -	1:10.961	0.529	83.22	09:03:29.558
3 -	1:11.011	0.579	83.16	09:04:40.569
4 -	1:11.193	0.761	82.95	09:05:51.762
5 -	1:11.046	0.614	83.12	09:07:02.808
6 -	1:10.739 (3)	0.307	83.48	09:08:13.547
7 -	1:11.793 D	1.271	82.36	09:09:25.250
8 -	1:10.925	0.493	83.26	09:10:36.175
9 -	1:10.552 (2)	0.120	83.70	09:11:46.727
10 -	1:10.777	0.345	83.44	09:12:57.504
11 -	1:10.432 (1)		83.84	09:14:07.936
12 -	1:10.993	0.561	83.18	09:15:18.929

P3 69 Daniel BRYANT				
LAP	LAP TIME	DIFF	MPH	TIME OF DAY
1 -	1:12.701	2.184	81.23	09:02:22.200
2 -	1:12.046	1.529	81.97	09:03:34.246
3 -	1:11.901	1.384	82.13	09:04:46.147
4 -	1:11.373	0.856	82.74	09:05:57.520
5 -	1:10.619 (2)	0.102	83.62	09:07:08.139
6 -	1:10.517 (1)		83.74	09:08:18.656
7 -	1:11.897	1.380	82.14	09:09:30.553
8 -	1:11.458	0.941	82.64	09:10:42.011
9 -	1:11.611	1.094	82.46	09:11:53.622
10 -	1:11.240	0.723	82.89	09:13:04.862
11 -	1:11.091 (3)	0.574	83.07	09:14:15.953
12 -	1:16.234	5.717	77.46	09:15:32.187

P4 82 Andrew RUTHVEN				
LAP	LAP TIME	DIFF	MPH	TIME OF DAY
1 -	1:11.938	1.411	82.09	09:02:21.090
2 -	1:10.912	0.385	83.28	09:03:32.002
3 -	1:10.731	0.204	83.49	09:04:42.733
4 -	1:10.720 (3)	0.193	83.50	09:05:53.453
5 -	1:11.402	0.875	82.71	09:07:04.855
6 -	1:10.769	0.242	83.44	09:08:15.624
7 -	1:10.635 (2)	0.108	83.60	09:09:26.259
8 -	1:11.857	1.330	82.18	09:10:38.116
9 -	1:10.830 D	0.303	83.37	09:11:48.946
10 -	1:12.156	1.629	81.84	09:13:01.102
11 -	1:10.527 (1)		83.73	09:14:11.629
12 -	1:15.724	5.197	77.98	09:15:27.353

DIFF = Difference To Personal Best Lap

P5 19 Cameron BELL				
LAP	LAP TIME	DIFF	MPH	TIME OF DAY
1 -	1:28.202	17.655	66.95	09:03:26.010
2 -	1:15.359	4.812	78.36	09:04:41.369
3 -	1:11.752	1.205	82.30	09:05:53.121
4 -	1:12.238	1.691	81.75	09:07:05.359
5 -	1:11.509	0.962	82.58	09:08:16.868
6 -	1:11.844 D	1.294	82.20	09:09:28.709
7 -	1:11.259 (3)	0.712	82.87	09:10:39.968
8 -	1:11.045 D	0.498	83.12	09:11:51.013
9 -	1:10.963 (2)	0.416	83.22	09:13:01.976
10 -	1:10.547 (1)		83.71	09:14:12.523
11 -	1:16.412	5.865	77.28	09:15:28.935

P6 78 Jim MEW				
LAP	LAP TIME	DIFF	MPH	TIME OF DAY
1 -	1:12.383	1.526	81.58	09:02:21.425
2 -	1:11.253	0.396	82.88	09:03:32.678
3 -	1:11.998	1.141	82.02	09:04:44.676
4 -	1:11.224	0.367	82.91	09:05:55.900
5 -	1:10.937 (2)	0.080	83.25	09:07:06.837
6 -	1:11.018 (3)	0.161	83.15	09:08:17.855
7 -	1:12.845	1.988	81.07	09:09:30.700
8 -	1:11.483	0.626	82.61	09:10:42.183
9 -	1:12.122	1.265	81.88	09:11:54.305
10 -	1:10.857 (1)		83.34	09:13:05.162
11 -	1:11.418	0.561	82.69	09:14:16.580
12 -	1:15.074	4.217	78.66	09:15:31.654

P7 31 Ben ROWE				
LAP	LAP TIME	DIFF	MPH	TIME OF DAY
1 -	1:13.936	3.014	79.87	09:02:43.446
2 -	1:12.294	1.372	81.68	09:03:55.740
3 -	1:12.511 D	1.589	81.44	09:05:08.251
4 -	1:11.582	0.660	82.50	09:06:19.833
5 -	1:11.192 (3)	0.270	82.95	09:07:31.025
6 -	1:18.598	7.676	75.13	09:08:49.623
7 -	1:11.144 (2)	0.222	83.01	09:10:00.767
8 -	1:10.922 (1)		83.26	09:11:11.689
9 -	1:11.807	0.885	82.24	09:12:23.496
10 -	1:13.841	2.919	79.97	09:13:37.337
11 -	1:13.348	2.426	80.51	09:14:50.685
12 -	1:14.093	3.171	79.70	09:16:04.778

P8 84 Neil STRATTON				
LAP	LAP TIME	DIFF	MPH	TIME OF DAY
1 -	1:11.524	0.505	82.56	09:02:19.792
2 -	1:11.376	0.357	82.74	09:03:31.168
3 -	1:11.092 (3)	0.073	83.07	09:04:42.260
4 -	1:11.495	0.476	82.60	09:05:53.755
5 -	1:11.329	0.310	82.79	09:07:05.084
6 -	1:12.363	1.344	81.61	09:08:17.447
7 -	1:17.521	6.502	76.18	09:09:34.968
8 -	1:11.036 (2)	0.017	83.13	09:10:46.004
9 -	1:11.423	0.404	82.68	09:11:57.427
10 -	1:11.019 (1)		83.15	09:13:08.446
11 -	1:11.120	0.101	83.03	09:14:19.566
12 -	1:16.264	5.245	77.43	09:15:35.830

Toyota MR2 Championship

QUALIFYING - RACE 13 - LAP ANALYSIS

DIFF = Difference To Personal Best Lap

P9 4 Peter HIGTON				
LAP	LAP TIME	DIFF	MPH	TIME OF DAY
1 -	1:15.623	4.297	78.09	09:02:27.751
2 -	1:12.985	1.659	80.91	09:03:40.736
3 -	1:12.036	0.710	81.98	09:04:52.772
4 -	1:11.873	0.547	82.16	09:06:04.645
5 -	1:11.705 (3)	0.379	82.36	09:07:16.350
6 -	1:14.742	3.416	79.01	09:08:31.092
7 -	1:12.153	0.827	81.84	09:09:43.245
8 -	1:11.892	0.566	82.14	09:10:55.137
9 -	1:11.565 (2)	0.239	82.52	09:12:06.702
10 -	1:16.402	5.076	77.29	09:13:23.104
11 -	1:11.326 (1)		82.79	09:14:34.430
12 -	1:17.615	6.289	76.08	09:15:52.045

P10 9 Timothy HERON				
LAP	LAP TIME	DIFF	MPH	TIME OF DAY
1 -	1:13.107	1.678	80.78	09:02:22.959
2 -	1:12.217	0.788	81.77	09:03:35.176
3 -	1:11.844 (3)	0.415	82.20	09:04:47.020
4 -	1:11.635 (2)	0.206	82.44	09:05:58.655
5 -	1:15.760	4.331	77.95	09:07:14.415
6 -	1:11.898 D	0.469	82.13	09:08:26.313
7 -	1:12.298	0.869	81.68	09:09:38.611
8 -	1:11.782 D	0.353	82.27	09:10:50.393
9 -	1:14.768	3.339	78.98	09:12:05.161
10 -	1:13.178	1.749	80.70	09:13:18.339
11 -	1:11.429 (1)		82.67	09:14:29.768
12 -	1:18.891	7.462	74.85	09:15:48.659

P11 65 Vere OLDRIDGE				
LAP	LAP TIME	DIFF	MPH	TIME OF DAY
1 -	1:16.026	4.511	77.67	09:02:28.535
2 -	1:14.107	2.592	79.69	09:03:42.642
3 -	1:13.208	1.693	80.66	09:04:55.850
4 -	1:12.704	1.189	81.22	09:06:08.554
5 -	1:14.012	2.497	79.79	09:07:22.566
6 -	1:13.770	2.255	80.05	09:08:36.336
7 -	1:12.630	1.115	81.31	09:09:48.966
8 -	1:11.949 (2)	0.434	82.08	09:11:00.915
9 -	1:12.234 (3)	0.719	81.75	09:12:13.149
10 -	1:12.314	0.799	81.66	09:13:25.463
11 -	1:11.515 (1)		82.57	09:14:36.978
12 -	1:15.749	4.234	77.96	09:15:52.727

P12 59 Andrew BARANOWSKI				
LAP	LAP TIME	DIFF	MPH	TIME OF DAY
1 -	1:16.130	4.415	77.57	09:02:31.240
2 -	1:14.851	3.136	78.89	09:03:46.091
3 -	1:13.309	1.594	80.55	09:04:59.400
4 -	1:12.204	0.489	81.79	09:06:11.604
5 -	1:12.202	0.487	81.79	09:07:23.806
6 -	1:12.893	1.178	81.01	09:08:36.699
7 -	1:12.766	1.051	81.15	09:09:49.465
8 -	1:11.770 (2)	0.055	82.28	09:11:01.235
9 -	1:12.419	0.704	81.54	09:12:13.654
10 -	1:12.048 (3)	0.333	81.96	09:13:25.702
11 -	1:11.715 (1)		82.34	09:14:37.417
12 -	1:15.808	4.093	77.90	09:15:53.225

DIFF = Difference To Personal Best Lap

P13 2 Darren ALDWORTH				
LAP	LAP TIME	DIFF	MPH	TIME OF DAY
1 -	1:17.554	5.819	76.14	09:02:53.410
2 -	1:12.372	0.637	81.60	09:04:05.782
3 -	1:12.580	0.845	81.36	09:05:18.362
4 -	1:12.292	0.557	81.69	09:06:30.654
5 -	1:12.863	1.128	81.05	09:07:43.517
6 -	1:12.629	0.894	81.31	09:08:56.146
7 -	1:12.116 (2)	0.381	81.89	09:10:08.262
8 -	1:12.189 (3)	0.454	81.80	09:11:20.451
9 -	1:12.349 D	0.584	81.66	09:12:32.770
10 -	1:13.055	1.320	80.83	09:13:45.825
11 -	1:12.737	1.002	81.19	09:14:58.562
12 -	1:11.735 (1)		82.32	09:16:10.297

P14 18 Anthony JONES				
LAP	LAP TIME	DIFF	MPH	TIME OF DAY
1 -	1:18.039	6.241	75.67	09:02:38.391
2 -	1:13.544	1.746	80.30	09:03:51.935
3 -	1:12.738	0.940	81.19	09:05:04.673
4 -	1:12.576	0.778	81.37	09:06:17.249
5 -	1:12.008 (2)	0.210	82.01	09:07:29.257
6 -	1:12.319 (3)	0.521	81.66	09:08:41.576
7 -	1:17.707	5.909	75.99	09:09:59.283
8 -	1:13.690	1.892	80.14	09:11:12.973
9 -	1:11.798 (1)		82.25	09:12:24.771
10 -	1:13.576	1.778	80.26	09:13:38.347
11 -	1:14.989	3.191	78.75	09:14:53.336
12 -	1:14.437	2.639	79.33	09:16:07.773

P15 79 Jonathan GRIMES				
LAP	LAP TIME	DIFF	MPH	TIME OF DAY
1 -	1:14.247	2.321	79.54	09:02:31.758
2 -	1:13.291	1.365	80.57	09:03:45.049
3 -	1:12.592	0.666	81.35	09:04:57.641
4 -	1:12.427	0.501	81.53	09:06:10.068
5 -	1:12.454	0.528	81.50	09:07:22.522
6 -	1:12.599	0.673	81.34	09:08:35.121
7 -	1:12.689	0.763	81.24	09:09:47.810
8 -	1:11.926 (1)		82.10	09:10:59.736
9 -	1:12.126 (3)	0.200	81.87	09:12:11.862
10 -	1:12.454	0.528	81.50	09:13:24.316
11 -	1:11.956 (2)	0.030	82.07	09:14:36.272
12 -	1:13.878	1.952	79.93	09:15:50.150

P16 24 Sam HARPER				
LAP	LAP TIME	DIFF	MPH	TIME OF DAY
1 -	1:14.138	2.207	79.65	09:02:24.300
2 -	1:11.931 (1)		82.10	09:03:36.231
3 -	1:12.319	0.388	81.66	09:04:48.550
4 -	1:12.550	0.619	81.40	09:06:01.100
5 -	1:12.174 (3)	0.243	81.82	09:07:13.274
6 -	1:11.878 D		82.16	09:08:25.152
7 -	1:13.112	1.181	80.77	09:09:38.264
8 -	1:14.198	2.267	79.59	09:10:52.462
9 -	1:13.572	1.641	80.27	09:12:06.034
10 -	1:12.842	0.911	81.07	09:13:18.876
11 -	1:12.042 (2)	0.111	81.97	09:14:30.918
12 -	1:22.401	10.470	71.66	09:15:53.319

Toyota MR2 Championship

QUALIFYING - RACE 13 - LAP ANALYSIS

DIFF = Difference To Personal Best Lap

P17 88 Sergiy BYELYAYEV				
LAP	LAP TIME	DIFF	MPH	TIME OF DAY
1 -	1:19.393	7.299	74.38	09:02:50.834
2 -	1:17.411	5.317	76.28	09:04:08.245
3 -	1:13.841	1.747	79.97	09:05:22.086
4 -	1:14.688	2.594	79.07	09:06:36.774
5 -	1:14.141	2.047	79.65	09:07:50.915
6 -	1:13.848	1.754	79.97	09:09:04.763
7 -	1:13.485 (3)	1.391	80.36	09:10:18.248
8 -	1:12.681 (2)	0.587	81.25	09:11:30.929
9 -	1:12.478 D	5.084	76.52	09:12:48.107
10 -	1:12.094 (1)		81.91	09:14:00.201
11 -	1:26.701	14.607	68.11	09:15:26.902

P18 37 Christopher ALLISON				
LAP	LAP TIME	DIFF	MPH	TIME OF DAY
1 -	1:14.964	2.537	78.78	09:02:30.807
2 -	1:13.266	0.839	80.60	09:03:44.073
3 -	1:12.527	0.100	81.42	09:04:56.600
4 -	1:12.553	0.126	81.39	09:06:09.153
5 -	1:12.427 (1)		81.53	09:07:21.580
6 -	1:12.808 D	0.381	81.11	09:08:34.388
7 -	1:12.478 (3)	0.051	81.48	09:09:46.866
8 -	1:12.742	0.315	81.18	09:10:59.608
9 -	1:12.919	0.492	80.98	09:12:12.527
10 -	1:12.468 (2)	0.041	81.49	09:13:24.995
11 -	1:15.558	3.131	78.16	09:14:40.553
12 -	1:18.011	5.584	75.70	09:15:58.564

P19 17 Maxine NICHOLLS				
LAP	LAP TIME	DIFF	MPH	TIME OF DAY
1 -	1:15.436	2.613	78.28	09:02:40.510
2 -	1:13.297	0.474	80.57	09:03:53.807
3 -	1:14.861	2.038	78.88	09:05:08.668
4 -	1:16.090	3.267	77.61	09:06:24.758
5 -	1:13.241	0.418	80.63	09:07:37.999
6 -	1:13.697	0.874	80.13	09:08:51.696
7 -	1:13.195 (3)	0.372	80.68	09:10:04.891
8 -	1:13.877	1.054	79.93	09:11:18.768
9 -	1:13.495	0.672	80.35	09:12:32.263
10 -	1:14.009 D	1.186	79.79	09:13:46.272
11 -	1:12.823 (1)		81.09	09:14:59.095
12 -	1:12.898 (2)	0.075	81.01	09:16:11.993

P20 12 Aaron LAVERTY				
LAP	LAP TIME	DIFF	MPH	TIME OF DAY
1 -	1:18.026	4.872	75.68	09:02:40.742
2 -	1:16.341	3.187	77.35	09:03:57.083
3 -	1:14.676	1.522	79.08	09:05:11.759
4 -	1:13.950	0.796	79.86	09:06:25.709
5 -	1:14.191	1.037	79.60	09:07:39.900
6 -	1:13.668	0.514	80.16	09:08:53.568
7 -	1:13.674	0.520	80.15	09:10:07.242
8 -	1:14.085	0.931	79.71	09:11:21.327
9 -	1:13.426 (3)	0.272	80.43	09:12:34.753
10 -	1:13.365 (2)	0.211	80.49	09:13:48.118
11 -	1:13.429	0.275	80.42	09:15:01.547
12 -	1:13.154 (1)		80.72	09:16:14.701

DIFF = Difference To Personal Best Lap

P21 87 Neale HURREN				
LAP	LAP TIME	DIFF	MPH	TIME OF DAY
1 -	1:21.089	7.698	72.82	09:02:38.984
2 -	1:14.485	1.094	79.28	09:03:53.469
3 -	1:15.777 D	2.386	77.93	09:05:09.246
4 -	1:14.517	1.126	79.25	09:06:23.763
5 -	1:13.999	0.608	79.80	09:07:37.762
6 -	1:14.975	1.584	78.76	09:08:52.737
7 -	1:13.800 (2)	0.409	80.02	09:10:06.537
8 -	1:14.245	0.854	79.54	09:11:20.782
9 -	1:14.623	1.232	79.14	09:12:35.405
10 -	1:13.919 (3)	0.528	79.89	09:13:49.324
11 -	1:14.005	0.614	79.80	09:15:03.329
12 -	1:13.391 (1)		80.46	09:16:16.720

P22 51 Andrew STRANGE				
LAP	LAP TIME	DIFF	MPH	TIME OF DAY
1 -	1:18.129	4.483	75.58	09:02:37.742
2 -	1:20.423	6.777	73.43	09:03:58.165
3 -	1:14.754	1.108	79.00	09:05:12.919
4 -	1:14.743	1.097	79.01	09:06:27.662
5 -	1:14.946	1.300	78.79	09:07:42.608
6 -	1:15.187	1.541	78.54	09:08:57.795
7 -	1:14.061 (3)	0.415	79.74	09:10:11.856
8 -	1:14.068	0.422	79.73	09:11:25.924
9 -	1:14.434	0.788	79.34	09:12:40.358
10 -	1:14.426	0.780	79.34	09:13:54.784
11 -	1:13.762 (2)	0.116	80.06	09:15:08.546
12 -	1:13.646 (1)		80.18	09:16:22.192

P23 30 Andy WILLIAMS				
LAP	LAP TIME	DIFF	MPH	TIME OF DAY
1 -	1:18.089	4.355	75.62	09:02:47.045
2 -	1:17.462	3.728	76.23	09:04:04.507
3 -	1:16.316	2.582	77.38	09:05:20.823
4 -	1:15.173	1.439	78.56	09:06:35.996
5 -	1:15.861	2.127	77.84	09:07:51.857
6 -	1:15.408	1.674	78.31	09:09:07.265
7 -	1:15.343	1.609	78.38	09:10:22.608
8 -	1:15.023 (3)	1.289	78.71	09:11:37.631
9 -	1:14.409 (2)	0.675	79.36	09:12:52.040
10 -	1:13.734 (1)		80.09	09:14:05.774
11 -	1:15.372	1.638	78.35	09:15:21.146

P24 8 Edward OKANE				
LAP	LAP TIME	DIFF	MPH	TIME OF DAY
1 -	1:17.994	3.947	75.71	09:02:54.829
2 -	1:15.010	0.963	78.73	09:04:09.839
3 -	1:14.369	0.322	79.41	09:05:24.208
4 -	1:14.326	0.279	79.45	09:06:38.534
5 -	1:14.187 (3)	0.140	79.60	09:07:52.721
6 -	1:15.006	0.959	78.73	09:09:07.727
7 -	1:15.440	1.393	78.28	09:10:23.167
8 -	1:15.202	1.155	78.53	09:11:38.369
9 -	1:14.047 (1)		79.75	09:12:52.416
10 -	1:14.056 (2)	0.009	79.74	09:14:06.472
11 -	1:18.142	4.095	75.57	09:15:24.614

P25 67 Simon QUINN				
LAP	LAP TIME	DIFF	MPH	TIME OF DAY
1 -	1:17.853	3.669	75.85	09:02:44.180

Toyota MR2 Championship

QUALIFYING - RACE 13 - LAP ANALYSIS

DIFF = Difference To Personal Best Lap

2 -	1:16.091	1.907	77.61	09:04:00.271
3 -	1:15.146	0.962	78.58	09:05:15.417
4 -	1:14.611	0.427	79.15	09:06:30.028
5 -	1:15.691	1.507	78.02	09:07:45.719
6 -	1:14.542	0.358	79.22	09:09:00.261
7 -	1:14.194 (2)	0.010	79.59	09:10:14.455
8 -	1:14.726	0.542	79.03	09:11:29.181
9 -	1:15.981	1.797	77.72	09:12:45.162
10 -	1:14.184 (1)		79.60	09:13:59.346
11 -	4:14.590 D	0.406	79.17	09:15:13.936
12 -	1:14.436 (3)	0.252	79.33	09:16:28.372

P26 5 Iain LEADBETTER

LAP	LAP TIME	DIFF	MPH	TIME OF DAY
1 -	1:20.791	6.553	73.09	09:03:01.123
2 -	1:17.535	3.297	76.16	09:04:18.658
3 -	1:15.836	1.598	77.87	09:05:34.494
4 -	1:15.851	1.613	77.85	09:06:50.345
5 -	1:14.738	0.500	79.01	09:08:05.083
6 -	1:14.694	0.456	79.06	09:09:19.777
7 -	1:14.238 (1)		79.55	09:10:34.015
8 -	1:14.435 (3)	0.197	79.33	09:11:48.450
9 -	1:15.518	1.280	78.20	09:13:03.968
10 -	1:14.325 (2)	0.087	79.45	09:14:18.293
11 -	1:15.546	1.308	78.17	09:15:33.839

P27 20 Patrick STONER

LAP	LAP TIME	DIFF	MPH	TIME OF DAY
1 -	1:16.886	2.446	76.81	09:02:45.254
2 -	1:16.436	1.996	77.26	09:04:01.690
3 -	1:15.756	1.316	77.95	09:05:17.446
4 -	1:15.546	1.106	78.17	09:06:32.992
5 -	1:15.725	1.285	77.98	09:07:48.717
6 -	1:15.533	1.093	78.18	09:09:04.250
7 -	1:15.858	1.418	77.85	09:10:20.108
8 -	1:15.061 (2)	0.621	78.67	09:11:35.169
9 -	1:15.670	1.230	78.04	09:12:50.839
10 -	1:14.440 (1)		79.33	09:14:05.279
11 -	1:15.160 (3)	0.720	78.57	09:15:20.439

P28 72 Tim OBRIEN

LAP	LAP TIME	DIFF	MPH	TIME OF DAY
1 -	1:20.474	5.684	73.38	09:03:04.001
2 -	1:16.303	1.513	77.39	09:04:20.304
3 -	1:16.537	1.747	77.16	09:05:36.841
4 -	1:16.135	1.345	77.56	09:06:52.976
5 -	1:15.698	0.908	78.01	09:08:08.674
6 -	1:16.488	1.698	77.21	09:09:25.162
7 -	1:15.769	0.979	77.94	09:10:40.931
8 -	1:16.269	1.479	77.43	09:11:57.200
9 -	1:15.297 (3)	0.507	78.43	09:13:12.497
10 -	1:14.790 (1)		78.96	09:14:27.287
11 -	1:14.999 (2)	0.209	78.74	09:15:42.286

P29 94 Joseph JONES

LAP	LAP TIME	DIFF	MPH	TIME OF DAY
1 -	1:24.627	9.587	69.78	09:03:12.196
2 -	1:22.796	7.756	71.32	09:04:34.992
3 -	1:22.842	7.802	71.28	09:05:57.834
4 -	1:18.773	3.733	74.97	09:07:16.607
5 -	1:16.697	1.657	76.99	09:08:33.304
6 -	1:18.205	3.165	75.51	09:09:51.509

DIFF = Difference To Personal Best Lap

7 -	1:15.862 (3)	0.822	77.84	09:11:07.371
8 -	1:17.087	2.047	76.61	09:12:24.458
9 -	1:16.458	1.418	77.24	09:13:40.916
10 -	1:15.040 (1)		78.70	09:14:55.956
11 -	1:15.795 (2)	0.755	77.91	09:16:11.751

P30 35 Richard BROWN

LAP	LAP TIME	DIFF	MPH	TIME OF DAY
1 -	1:18.113	2.965	75.60	09:02:58.173
2 -	1:16.618	1.470	77.07	09:04:14.791
3 -	1:16.561	1.413	77.13	09:05:31.352
4 -	1:15.148 (1)		78.58	09:06:46.500
5 -	1:16.007	0.859	77.69	09:08:02.507
6 -	1:15.179 (2)	0.031	78.55	09:09:17.686
7 -	1:15.451	0.303	78.27	09:10:33.137
8 -	1:16.085	0.937	77.61	09:11:49.222
9 -	1:17.315	2.167	76.38	09:13:06.537
10 -	1:15.289 (3)	0.141	78.43	09:14:21.826
11 -	1:15.504	0.356	78.21	09:15:37.330

P31 13 Montoyo BAKER

LAP	LAP TIME	DIFF	MPH	TIME OF DAY
1 -	1:20.202	4.854	73.63	09:02:59.601
2 -	1:18.696	3.348	75.04	09:04:18.297
3 -	1:17.240	1.892	76.45	09:05:35.537
4 -	1:16.299	0.951	77.40	09:06:51.836
5 -	1:15.348 (1)		78.37	09:08:07.184
6 -	1:16.201	0.853	77.50	09:09:23.385
7 -	1:16.552	1.204	77.14	09:10:39.937
8 -	1:18.361	3.013	75.36	09:11:58.298
9 -	1:15.374 (2)	0.026	78.35	09:13:13.672
10 -	1:15.641 (3)	0.293	78.07	09:14:29.313
11 -	1:33.488	18.140	63.17	09:16:02.801

P32 3 Martin COLLINS

LAP	LAP TIME	DIFF	MPH	TIME OF DAY
1 -	1:20.835	3.371	73.05	09:02:57.719
2 -	1:19.989	2.525	73.83	09:04:17.708
3 -	1:18.938	1.474	74.81	09:05:36.646
4 -	1:18.931	1.467	74.82	09:06:55.577
5 -	1:18.203	0.739	75.51	09:08:13.780
6 -	1:17.464 (1)		76.23	09:09:31.244
7 -	1:18.822	1.358	74.92	09:10:50.066
8 -	1:19.193	1.729	74.57	09:12:09.259
9 -	1:18.200 (3)	0.736	75.52	09:13:27.459
10 -	1:17.927 (2)	0.463	75.78	09:14:45.386
11 -	1:18.464	1.000	75.26	09:16:03.850

Toyota MR2 Championship

QUALIFYING - RACE 13 - STATISTICS

Competitors Started	32
Planned Start	2024-05-19 @ 09:00:00.000
Actual Start	2024-05-19 @ 09:00:18.403
Finish Time	2024-05-19 @ 09:15:18.479
Track Length	1.6404mi.
Total Laps	373
Total Distance Covered	611.8928mi.

Session Fastest Lap History

NO	CL	NAME	LAP TIME	TIME OF DAY	LAP	VEHICLE
27	C	Shaun TRAYNOR	1:11.649	09:02:18.108	1	Toyota MR2 Roadster
84	C	Neil STRATTON	1:11.524	09:02:19.787	1	Toyota MR2 Roadster
27	C	Shaun TRAYNOR	1:11.014	09:03:29.122	2	Toyota MR2 Roadster
11	C	Adam LOCKWOOD	1:10.961	09:03:29.563	2	Toyota MR2 Roadster
82	B	Andrew RUTHVEN	1:10.912	09:03:31.994	2	Toyota MR2
82	B	Andrew RUTHVEN	1:10.731	09:04:42.726	3	Toyota MR2
82	B	Andrew RUTHVEN	1:10.720	09:05:53.446	4	Toyota MR2
27	C	Shaun TRAYNOR	1:10.110	09:05:53.863	4	Toyota MR2 Roadster

Flag History

TYPE	TIME OF DAY
GREEN	09:00:18.403
FINISH	09:15:18.479

Flag Statistics

TYPE	COUNT	TOTAL LAPS	TOTAL TIME
Green	1	12	16:17.075
Red	0	0	0.000
Safety Car	0	0	0.000
FCY	0	0	0.000

Toyota MR2 Championship

QUALIFYING - RACE 13 - STATISTICS

CLASS : A

1 Starters

Fastest Lap History

NO	NAME	LAP TIME	TIME OF DAY	LAP	VEHICLE
3	Martin COLLINS	1:20.835	09:02:57.713	1	Toyota MR2
3	Martin COLLINS	1:19.989	09:04:17.702	2	Toyota MR2
3	Martin COLLINS	1:18.938	09:05:36.640	3	Toyota MR2
3	Martin COLLINS	1:18.931	09:06:55.571	4	Toyota MR2
3	Martin COLLINS	1:18.203	09:08:13.775	5	Toyota MR2
3	Martin COLLINS	1:17.464	09:09:31.238	6	Toyota MR2

Toyota MR2 Championship

QUALIFYING - RACE 13 - STATISTICS

CLASS : B

10 Starters

Fastest Lap History

NO	NAME	LAP TIME	TIME OF DAY	LAP	VEHICLE
82	Andrew RUTHVEN	1:11.938	09:02:21.082	1	Toyota MR2
82	Andrew RUTHVEN	1:10.912	09:03:31.994	2	Toyota MR2
82	Andrew RUTHVEN	1:10.731	09:04:42.726	3	Toyota MR2
82	Andrew RUTHVEN	1:10.720	09:05:53.446	4	Toyota MR2
69	Daniel BRYANT	1:10.619	09:07:08.133	5	Toyota MR2
69	Daniel BRYANT	1:10.517	09:08:18.650	6	Toyota MR2

Toyota MR2 Championship

QUALIFYING - RACE 13 - STATISTICS


CLASS : C

21 Starters

Fastest Lap History

NO	NAME	LAP TIME	TIME OF DAY	LAP	VEHICLE
27	Shaun TRAYNOR	1:11.649	09:02:18.108	1	Toyota MR2 Roadster
84	Neil STRATTON	1:11.524	09:02:19.787	1	Toyota MR2 Roadster
27	Shaun TRAYNOR	1:11.014	09:03:29.122	2	Toyota MR2 Roadster
11	Adam LOCKWOOD	1:10.961	09:03:29.563	2	Toyota MR2 Roadster
27	Shaun TRAYNOR	1:10.110	09:05:53.863	4	Toyota MR2 Roadster

Toyota MR2 Championship
RACE 13 - GRID (15 minutes)

ROW 16	32	3 1:17.464 Martin COLLINS	31	13 1:15.348 Montoye BAKER	
ROW 15		30	35 1:15.148 Richard BROWN	29	94 1:15.040 Joseph JONES
ROW 14	28	72 1:14.790 Tim OBRIEN	27	20 1:14.440 Patrick STONER	
ROW 13		26	5 1:14.238 Iain LEADBETTER	25	67 1:14.184 Simon QUINN
ROW 12	24	8 1:14.047 Edward OKANE	23	30 1:13.734 Andy WILLIAMS	
ROW 11		22	51 1:13.646 Andrew STRANGE	21	87 1:13.391 Neale HURREN
ROW 10	20	12 1:13.154 Aaron LAVERTY	19	17 1:12.823 Maxine NICHOLLS	
ROW 9		18	37 1:12.427 Christopher ALLISON	17	88 1:12.094 Sergiy BYELYAYEV
ROW 8	16	24 1:11.931 Sam HARPER	15	79 1:11.926 Jonathan GRIMES	
ROW 7		14	18 1:11.798 Anthony JONES	13	2 1:11.735 Darren ALDWORTH
ROW 6	12	59 1:11.715 Andrew BARANOWSKI	11	65 1:11.515 Vere OLDRIDGE	
ROW 5		10	9 1:11.429 Timothy HERON	9	4 1:11.326 Peter HIGTON
ROW 4	8	84 1:11.019 Neil STRATTON	7	31 1:10.922 Ben ROWE	
ROW 3		6	78 1:10.857 Jim MEW	5	19 1:10.547 Cameron BELL
ROW 2	4	82 1:10.527 Andrew RUTHVEN	3	69 1:10.517 Daniel BRYANT	
ROW 1		2	11 1:10.432 Adam LOCKWOOD	1	27 1:10.110 Shaun TRAYNOR
Pole					
					

These results are provisional until the conclusion of any judicial and technical matters.

Silverstone National: 1.6404 miles

Clerk Of Course: Lynne Spurr

Stewards:

Timekeeper: Stewart Burr



Toyota MR2 Championship

RACE 13 - CLASSIFICATION

Race Distance: 13 Laps / 21.32 miles

POS	NO	CL	PIC	NAME	ENTRY	LAPS	TIME	GAP	DIFF	MPH	BEST	ON	GRD	↑↓
1	11	C	1	Adam LOCKWOOD	Toyota MR2 Roadster	13	15:25.716			82.93	1:10.336	2	2	1
2	27	C	2	Shaun TRAYNOR	Toyota MR2 Roadster	13	15:26.182	0.466	0.466	82.89	1:10.351	10	1	-1
3	82	B	1	Andrew RUTHVEN	Toyota MR2	13	15:28.905	3.189	2.723	82.64	1:10.764	2	4	1
4	69	B	2	Daniel BRYANT	Toyota MR2	13	15:30.017	4.301	1.112	82.55	1:10.416	3	3	-1
5	19	C	3	Cameron BELL	Toyota MR2 Roadster	13	15:31.468	5.752	1.451	82.42	1:10.765	3	5	0
6	78	C	4	Jim MEW	Toyota MR2 Roadster	13	15:32.078	6.362	0.610	82.36	1:10.707	3	6	0
7	31	B	3	Ben ROWE	Toyota MR2	13	15:35.509	9.793	3.431	82.06	1:11.390	13	7	0
8	84	C	5	Neil STRATTON	Toyota MR2 Roadster	13	15:36.229	10.513	0.720	82.00	1:11.122	11	8	0
9	9	B	4	Timothy HERON	Toyota MR2	13	15:37.951	12.235	1.722	81.85	1:11.430	9	10	1
10	65	B	5	Vere OLDRIDGE	Toyota MR2	13	15:46.410	20.694	8.459	81.12	1:12.049	2	11	1
11	79	C	6	Jonathan GRIMES	Toyota MR2 Roadster	13	15:47.446	21.730	1.036	81.03	1:11.786	10	15	4
12	59	C	7	Andrew BARANOWSKI	Toyota MR2 Roadster	13	15:47.487	21.771	0.041	81.02	1:11.566	4	12	0
13	18	C	8	Anthony JONES	Toyota MR2 Roadster	13	15:48.127	22.411	0.640	80.97	1:12.121	10	14	1
14	24	B	6	Sam HARPER	Toyota MR2	13	15:58.201	32.485	10.074	80.12	1:12.801	12	16	2
15	88	C	9	Sergiy BYELYAYEV	Toyota MR2 Roadster	13	16:00.399	34.683	2.198	79.93	1:12.915	12	17	2
16	4	C	10	Peter HIGTON	Toyota MR2 Roadster	13	16:04.511	38.795	4.112	79.59	1:12.079	11	9	-7
17	37	B	7	Christopher ALLISON	Toyota MR2	13	16:05.076	39.360	0.565	79.55	1:11.958	2	18	1
18	51	C	11	Andrew STRANGE	Toyota MR2 Roadster	13	16:07.318	41.602	2.242	79.36	1:12.874	10	22	4
19	17	C	12	Maxine NICHOLLS	Toyota MR2 Roadster	13	16:15.176	49.460	7.858	78.72	1:13.424	11	19	0
20	8	C	13	Edward OKANE	Toyota MR2 Roadster	13	16:22.350	56.634	7.174	78.15	1:14.272	11	24	4
21	30	C	14	Andy WILLIAMS	Toyota MR2 Roadster	13	16:26.753	1:01.037	4.403	77.80	1:14.543	4	23	2
22	12	B	8	Aaron LAVERTY	Toyota MR2	13	16:27.430	1:01.714	0.677	77.75	1:13.971	11	20	-2
23	72	C	15	Tim OBRIEN	Toyota MR2 Roadster	13	16:29.870	1:04.154	2.440	77.55	1:14.268	10	28	5
24	35	C	16	Richard BROWN	Toyota MR2 Roadster	13	16:30.592	1:04.876	0.722	77.50	1:13.945	10	30	6
25	20	C	17	Patrick STONER	Toyota MR2 Roadster	13	16:32.921	1:07.205	2.329	77.32	1:14.325	13	27	2
26	67	B	9	Simon QUINN	Toyota MR2	13	16:33.261	1:07.545	0.340	77.29	1:14.314	12	25	-1
27	87	C	18	Neale HURREN	Toyota MR2 Roadster	12	15:29.148	1 Lap	1 Lap	76.27	1:13.939	5	21	-6
28	94	C	19	Joseph JONES	Toyota MR2 Roadster	12	15:45.123	1 Lap	15.975	74.98	1:15.379	9	29	1
29	3	A	1	Martin COLLINS	Toyota MR2	12	15:59.559	1 Lap	14.436	73.85	1:17.261	10	32	3
30	13	B	10	Montoye BAKER	Toyota MR2	12	16:22.862	1 Lap	23.303	72.10	1:18.403	9	31	1

NOT CLASSIFIED

DNF	5	C		Iain LEADBETTER	Toyota MR2 Roadster	11	14:20.913	2 Laps	1 Lap	75.45	1:13.020	7	26	
DNF	2	C		Darren ALDWORTH	Toyota MR2 Roadster	9	12:46.658	4 Laps	2 Laps	69.32	1:12.020	2	13	

FASTEST LAP

11	C			Adam LOCKWOOD	Toyota MR2 Roadster	2	1:10.336			83.96 mph	135.12 kph			
69	B			Daniel BRYANT	Toyota MR2	3	1:10.416			83.86 mph	134.97 kph			
3	A			Martin COLLINS	Toyota MR2	10	1:17.261			76.43 mph	123.01 kph			

Weather / Track : Sunny / Dry

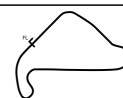
These results are provisional until the conclusion of any judicial and technical matters.

Date: 19/05/2024 Start: 12:06 Finish: 12:21
Silverstone National: 1.6404 miles

Clerk Of Course: Lynne Spurr

Stewards:

Timekeeper: Stewart Burr



Toyota MR2 Championship

RACE 13 - LAP ANALYSIS

DIFF = Difference To Personal Best Lap

P1 11 Adam LOCKWOOD				
LAP	LAP TIME	DIFF	MPH	TIME OF DAY
1 -	1:13.123	2.787	80.76	12:07:15.622
2 -	1:10.336 (1)		83.96	12:08:25.958
3 -	1:11.209	0.873	82.93	12:09:37.167
4 -	1:11.345	1.009	82.77	12:10:48.512
5 -	1:12.203	1.867	81.79	12:12:00.715
6 -	1:11.153	0.817	82.99	12:13:11.868
7 -	1:11.125	0.789	83.03	12:14:22.993
8 -	1:10.840	0.504	83.36	12:15:33.833
9 -	1:10.772	0.436	83.44	12:16:44.605
10 -	1:10.523 (2)	0.187	83.74	12:17:55.128
11 -	1:11.592	1.256	82.49	12:19:06.720
12 -	1:10.736 (3)	0.400	83.48	12:20:17.456
13 -	1:10.759	0.423	83.46	12:21:28.215

P2 27 Shaun TRAYNOR				
LAP	LAP TIME	DIFF	MPH	TIME OF DAY
1 -	1:13.453	3.102	80.39	12:07:15.952
2 -	1:10.448 (2)	0.097	83.83	12:08:26.400
3 -	1:10.607	0.256	83.64	12:09:37.007
4 -	1:11.349	0.998	82.77	12:10:48.356
5 -	1:13.008	2.657	80.89	12:12:01.364
6 -	1:11.512	1.161	82.58	12:13:12.876
7 -	1:11.067	0.716	83.10	12:14:23.943
8 -	1:10.746	0.395	83.47	12:15:34.689
9 -	1:10.568 (3)	0.217	83.68	12:16:45.257
10 -	1:10.351 (1)		83.94	12:17:55.608
11 -	1:11.113	0.762	83.04	12:19:06.721
12 -	1:11.213	0.862	82.92	12:20:17.934
13 -	1:10.747	0.396	83.47	12:21:28.681

P3 82 Andrew RUTHVEN				
LAP	LAP TIME	DIFF	MPH	TIME OF DAY
1 -	1:13.682	2.918	80.15	12:07:16.181
2 -	1:10.764 (1)		83.45	12:08:26.945
3 -	1:10.781 (2)	0.017	83.43	12:09:37.726
4 -	1:11.366	0.602	82.75	12:10:49.092
5 -	1:11.349	0.585	82.77	12:12:00.441
6 -	1:11.731	0.967	82.33	12:13:12.172
7 -	1:12.217	1.453	81.77	12:14:24.389
8 -	1:11.121	0.357	83.03	12:15:35.510
9 -	1:11.180	0.416	82.96	12:16:46.690
10 -	1:10.861 (3)	0.097	83.34	12:17:57.551
11 -	1:11.192	0.428	82.95	12:19:08.743
12 -	1:10.896	0.132	83.30	12:20:19.639
13 -	1:11.765	1.001	82.29	12:21:31.404

P4 69 Daniel BRYANT				
LAP	LAP TIME	DIFF	MPH	TIME OF DAY
1 -	1:15.159	4.743	78.57	12:07:17.658
2 -	1:10.797	0.381	83.41	12:08:28.455
3 -	1:10.416 (1)		83.86	12:09:38.871
4 -	1:10.647 (3)	0.231	83.59	12:10:49.518
5 -	1:11.734	1.318	82.32	12:12:01.252
6 -	1:11.540	1.124	82.55	12:13:12.792
7 -	1:11.636	1.220	82.43	12:14:24.428
8 -	1:11.946	1.530	82.08	12:15:36.374
9 -	1:10.555 (2)	0.139	83.70	12:16:46.929
10 -	1:11.024	0.608	83.15	12:17:57.953
11 -	1:11.775	1.359	82.28	12:19:09.728
12 -	1:11.354	0.938	82.76	12:20:21.082

DIFF = Difference To Personal Best Lap

P5 19 Cameron BELL				
LAP	LAP TIME	DIFF	MPH	TIME OF DAY
13 -	1:11.434	1.018	82.67	12:21:32.516
1 -	1:14.419	3.654	79.35	12:07:16.918
2 -	1:10.882 (2)	0.117	83.31	12:08:27.800
3 -	1:10.765 (1)		83.45	12:09:38.565
4 -	1:11.612	0.847	82.46	12:10:50.177
5 -	1:11.513	0.748	82.58	12:12:01.690
6 -	1:11.410	0.645	82.70	12:13:13.100
7 -	1:12.013	1.248	82.00	12:14:25.113
8 -	1:11.585	0.820	82.49	12:15:36.698
9 -	1:11.059 (3)	0.294	83.10	12:16:47.757
10 -	1:11.908	1.143	82.12	12:17:59.665
11 -	1:11.268	0.503	82.86	12:19:10.933
12 -	1:11.641	0.876	82.43	12:20:22.574
13 -	1:11.393	0.628	82.72	12:21:33.967

P6 78 Jim MEW				
LAP	LAP TIME	DIFF	MPH	TIME OF DAY
1 -	1:15.205	4.498	78.52	12:07:17.704
2 -	1:11.250	0.543	82.88	12:08:28.954
3 -	1:10.707 (1)		83.52	12:09:39.661
4 -	1:10.878 (2)	0.171	83.32	12:10:50.539
5 -	1:11.462	0.755	82.64	12:12:02.001
6 -	1:11.637	0.930	82.43	12:13:13.638
7 -	1:11.836	1.129	82.21	12:14:25.474
8 -	1:11.461	0.754	82.64	12:15:36.935
9 -	1:10.978 (3)	0.271	83.20	12:16:47.913
10 -	1:11.982	1.275	82.04	12:17:59.895
11 -	1:11.199	0.492	82.94	12:19:11.094
12 -	1:12.039	1.332	81.97	12:20:23.133
13 -	1:11.444	0.737	82.66	12:21:34.577

P7 31 Ben ROWE				
LAP	LAP TIME	DIFF	MPH	TIME OF DAY
1 -	1:15.631	4.241	78.08	12:07:18.130
2 -	1:11.558	0.168	82.52	12:08:29.688
3 -	1:11.815	0.425	82.23	12:09:41.503
4 -	1:11.970	0.580	82.05	12:10:53.473
5 -	1:11.838	0.448	82.20	12:12:05.311
6 -	1:11.564	0.174	82.52	12:13:16.875
7 -	1:11.666	0.276	82.40	12:14:28.541
8 -	1:11.538 (3)	0.148	82.55	12:15:40.079
9 -	1:11.459 (2)	0.069	82.64	12:16:51.538
10 -	1:11.753	0.363	82.30	12:18:03.291
11 -	1:11.611	0.221	82.46	12:19:14.902
12 -	1:11.716	0.326	82.34	12:20:26.618
13 -	1:11.390 (1)		82.72	12:21:38.008

P8 84 Neil STRATTON				
LAP	LAP TIME	DIFF	MPH	TIME OF DAY
1 -	1:15.952	4.830	77.75	12:07:18.451
2 -	1:11.287 (2)	0.165	82.84	12:08:29.738
3 -	1:12.104	0.982	81.90	12:09:41.842
4 -	1:11.653	0.531	82.42	12:10:53.495
5 -	1:12.093	0.971	81.91	12:12:05.588
6 -	1:11.623	0.501	82.45	12:13:17.211
7 -	1:12.120	0.998	81.88	12:14:29.331
8 -	1:11.479 (3)	0.357	82.62	12:15:40.810
9 -	1:11.518	0.396	82.57	12:16:52.328
10 -	1:11.863	0.741	82.17	12:18:04.191

Toyota MR2 Championship

RACE 13 - LAP ANALYSIS

DIFF = Difference To Personal Best Lap

11 -	1:11.122 (1)		83.03	12:19:15.313
12 -	1:11.714	0.592	82.35	12:20:27.027
13 -	1:11.701	0.579	82.36	12:21:38.728

P9 9 Timothy HERON				
LAP	LAP TIME	DIFF	MPH	TIME OF DAY
1 -	1:16.206	4.776	77.49	12:07:18.705
2 -	1:11.975	0.545	82.05	12:08:30.680
3 -	1:11.569 (3)	0.139	82.51	12:09:42.249
4 -	1:11.597	0.167	82.48	12:10:53.846
5 -	1:12.535	1.105	81.41	12:12:06.381
6 -	1:11.793	0.363	82.25	12:13:18.174
7 -	1:11.958	0.528	82.07	12:14:30.132
8 -	1:11.933	0.503	82.09	12:15:42.065
9 -	1:11.430 (1)		82.67	12:16:53.495
10 -	1:11.462 (2)	0.032	82.64	12:18:04.957
11 -	1:11.786	0.356	82.26	12:19:16.743
12 -	1:11.724	0.294	82.33	12:20:28.467
13 -	1:11.983	0.553	82.04	12:21:40.450

P10 65 Vere OLDRIDGE				
LAP	LAP TIME	DIFF	MPH	TIME OF DAY
1 -	1:16.445	4.396	77.25	12:07:18.944
2 -	1:12.049 (1)		81.96	12:08:30.993
3 -	1:12.464	0.415	81.49	12:09:43.457
4 -	1:12.784	0.735	81.13	12:10:56.241
5 -	1:12.646	0.597	81.29	12:12:08.887
6 -	1:12.172 (3)	0.123	81.82	12:13:21.059
7 -	1:12.317	0.268	81.66	12:14:33.376
8 -	1:12.951	0.902	80.95	12:15:46.327
9 -	1:13.012	0.963	80.88	12:16:59.339
10 -	1:12.782	0.733	81.14	12:18:12.121
11 -	1:12.295	0.246	81.68	12:19:24.416
12 -	1:12.441	0.392	81.52	12:20:36.857
13 -	1:12.052 (2)	0.003	81.96	12:21:48.909

P11 79 Jonathan GRIMES				
LAP	LAP TIME	DIFF	MPH	TIME OF DAY
1 -	1:17.587	5.801	76.11	12:07:20.086
2 -	1:12.413	0.627	81.55	12:08:32.499
3 -	1:12.144 (2)	0.358	81.85	12:09:44.643
4 -	1:12.378	0.592	81.59	12:10:57.021
5 -	1:12.168	0.382	81.83	12:12:09.189
6 -	1:12.789	1.003	81.13	12:13:21.978
7 -	1:12.164 (3)	0.378	81.83	12:14:34.142
8 -	1:12.422	0.636	81.54	12:15:46.564
9 -	1:13.080	1.294	80.81	12:16:59.644
10 -	1:11.786 (1)		82.26	12:18:11.430
11 -	1:12.860	1.074	81.05	12:19:24.290
12 -	1:12.411	0.625	81.55	12:20:36.701
13 -	1:13.244	1.458	80.63	12:21:49.945

P12 59 Andrew BARANOWSKI				
LAP	LAP TIME	DIFF	MPH	TIME OF DAY
1 -	1:19.021	7.455	74.73	12:07:21.520
2 -	1:13.550	1.984	80.29	12:08:35.070
3 -	1:11.976 (3)	0.410	82.05	12:09:47.046
4 -	1:11.566 (1)		82.52	12:10:58.612
5 -	1:12.128	0.562	81.87	12:12:10.740
6 -	1:12.203	0.637	81.79	12:13:22.943
7 -	1:11.939 (2)	0.373	82.09	12:14:34.882
8 -	1:12.953	1.387	80.95	12:15:47.835

DIFF = Difference To Personal Best Lap

9 -	1:12.304	0.738	81.67	12:17:00.139
10 -	1:12.117	0.551	81.89	12:18:12.256
11 -	1:12.561	0.995	81.38	12:19:24.817
12 -	1:12.737	1.171	81.19	12:20:37.554
13 -	1:12.432	0.866	81.53	12:21:49.986

P13 18 Anthony JONES				
LAP	LAP TIME	DIFF	MPH	TIME OF DAY
1 -	1:17.211	5.090	76.48	12:07:19.710
2 -	1:12.406	0.285	81.56	12:08:32.116
3 -	1:12.300 (3)	0.179	81.68	12:09:44.416
4 -	1:13.240	1.119	80.63	12:10:57.656
5 -	1:12.470	0.349	81.49	12:12:10.126
6 -	1:12.526	0.405	81.42	12:13:22.652
7 -	1:12.424	0.303	81.54	12:14:35.076
8 -	1:13.046	0.925	80.84	12:15:48.122
9 -	1:12.508	0.387	81.44	12:17:00.630
10 -	1:12.121 (1)		81.88	12:18:12.751
11 -	1:12.240 (2)	0.119	81.75	12:19:24.991
12 -	1:12.838	0.717	81.07	12:20:37.829
13 -	1:12.797	0.676	81.12	12:21:50.626

P14 24 Sam HARPER				
LAP	LAP TIME	DIFF	MPH	TIME OF DAY
1 -	1:19.210	6.409	74.55	12:07:21.709
2 -	1:13.319	0.518	80.54	12:08:35.028
3 -	1:13.336	0.535	80.52	12:09:48.364
4 -	1:12.856 (2)	0.055	81.05	12:11:01.220
5 -	1:13.706	0.905	80.12	12:12:14.926
6 -	1:13.203	0.402	80.67	12:13:28.129
7 -	1:12.867 (3)	0.066	81.04	12:14:40.996
8 -	1:13.006	0.205	80.89	12:15:54.002
9 -	1:13.596	0.795	80.24	12:17:07.598
10 -	1:13.263	0.462	80.60	12:18:20.861
11 -	1:13.575	0.774	80.26	12:19:34.436
12 -	1:12.801 (1)		81.12	12:20:47.237
13 -	1:13.463	0.662	80.38	12:22:00.700

P15 88 Sergiy BYELYAYEV				
LAP	LAP TIME	DIFF	MPH	TIME OF DAY
1 -	1:19.606	6.691	74.18	12:07:22.105
2 -	1:13.505	0.590	80.34	12:08:35.610
3 -	1:12.932 (3)	0.017	80.97	12:09:48.542
4 -	1:13.560	0.645	80.28	12:11:02.102
5 -	1:13.891	0.976	79.92	12:12:15.993
6 -	1:12.916 (2)	0.001	80.99	12:13:28.909
7 -	1:12.966	0.051	80.93	12:14:41.875
8 -	1:12.961	0.046	80.94	12:15:54.836
9 -	1:13.330	0.415	80.53	12:17:08.166
10 -	1:13.089	0.174	80.80	12:18:21.255
11 -	1:13.558	0.643	80.28	12:19:34.813
12 -	1:12.915 (1)		80.99	12:20:47.728
13 -	1:15.170	2.255	78.56	12:22:02.898

P16 4 Peter HIGTON				
LAP	LAP TIME	DIFF	MPH	TIME OF DAY
1 -	1:25.507	13.428	69.06	12:07:28.006
2 -	1:14.314	2.235	79.46	12:08:42.320
3 -	1:13.774	1.695	80.05	12:09:56.094
4 -	1:13.618	1.539	80.22	12:11:09.712
5 -	1:13.849	1.770	79.96	12:12:23.561
6 -	1:13.233	1.154	80.64	12:13:36.794

Toyota MR2 Championship

RACE 13 - LAP ANALYSIS

DIFF = Difference To Personal Best Lap

7 -	1:13.165	1.086	80.71	12:14:49.959
8 -	1:12.759	0.680	81.16	12:16:02.718
9 -	1:13.603	1.524	80.23	12:17:16.321
10 -	1:13.491	1.412	80.35	12:18:29.812
11 -	1:12.079 (1)		81.93	12:19:41.891
12 -	1:12.576 (3)	0.497	81.37	12:20:54.467
13 -	1:12.543 (2)	0.464	81.40	12:22:07.010

P17 37 Christopher ALLISON

LAP	LAP TIME	DIFF	MPH	TIME OF DAY
1 -	1:18.618	6.660	75.11	12:07:21.117
2 -	1:11.958 (1)		82.07	12:08:33.075
3 -	1:12.348 (3)	0.390	81.62	12:09:45.423
4 -	1:12.668	0.710	81.26	12:10:58.091
5 -	1:24.832	12.874	69.61	12:12:22.923
6 -	1:13.762	1.804	80.06	12:13:36.685
7 -	1:13.096	1.138	80.79	12:14:49.781
8 -	1:12.943	0.985	80.96	12:16:02.724
9 -	1:13.456	1.498	80.39	12:17:16.180
10 -	1:13.286	1.328	80.58	12:18:29.466
11 -	1:13.631	1.673	80.20	12:19:43.097
12 -	1:12.116 (2)	0.158	81.89	12:20:55.213
13 -	1:12.362	0.404	81.61	12:22:07.575

P18 51 Andrew STRANGE

LAP	LAP TIME	DIFF	MPH	TIME OF DAY
1 -	1:22.959	10.085	71.18	12:07:25.458
2 -	1:14.319	1.445	79.46	12:08:39.777
3 -	1:15.288	2.414	78.44	12:09:55.065
4 -	1:14.078	1.204	79.72	12:11:09.143
5 -	1:14.815	1.941	78.93	12:12:23.958
6 -	1:13.762	0.888	80.06	12:13:37.720
7 -	1:13.340	0.466	80.52	12:14:51.060
8 -	1:13.164	0.290	80.71	12:16:04.224
9 -	1:13.443	0.569	80.41	12:17:17.667
10 -	1:12.874 (1)		81.03	12:18:30.541
11 -	1:13.187	0.313	80.69	12:19:43.728
12 -	1:13.045 (3)	0.171	80.84	12:20:56.773
13 -	1:13.044 (2)	0.170	80.85	12:22:09.817

P19 17 Maxine NICHOLLS

LAP	LAP TIME	DIFF	MPH	TIME OF DAY
1 -	1:24.361	10.937	70.00	12:07:26.860
2 -	1:14.650	1.226	79.11	12:08:41.510
3 -	1:14.874	1.450	78.87	12:09:56.384
4 -	1:14.111	0.687	79.68	12:11:10.495
5 -	1:15.602	2.178	78.11	12:12:26.097
6 -	1:13.919	0.495	79.89	12:13:40.016
7 -	1:14.373	0.949	79.40	12:14:54.389
8 -	1:14.602	1.178	79.16	12:16:08.991
9 -	1:13.940	0.516	79.87	12:17:22.931
10 -	1:13.720 (2)	0.296	80.10	12:18:36.651
11 -	1:13.424 (1)		80.43	12:19:50.075
12 -	1:13.799 (3)	0.375	80.02	12:21:03.874
13 -	1:13.801	0.377	80.02	12:22:17.675

P20 8 Edward OKANE

LAP	LAP TIME	DIFF	MPH	TIME OF DAY
1 -	1:23.729	9.457	70.53	12:07:26.228
2 -	1:14.573 (3)	0.301	79.19	12:08:40.801
3 -	1:14.806	0.534	78.94	12:09:55.607
4 -	1:14.651	0.379	79.11	12:11:10.258

DIFF = Difference To Personal Best Lap

5 -	1:15.023	0.751	78.71	12:12:25.281
6 -	1:14.561 (2)	0.289	79.20	12:13:39.842
7 -	1:14.879	0.607	78.86	12:14:54.721
8 -	1:15.214	0.942	78.51	12:16:09.935
9 -	1:14.602	0.330	79.16	12:17:24.537
10 -	1:14.956	0.684	78.78	12:18:39.493
11 -	1:14.272 (1)		79.51	12:19:53.765
12 -	1:15.068	0.796	78.67	12:21:08.833
13 -	1:16.016	1.744	77.68	12:22:24.849

P21 30 Andy WILLIAMS

LAP	LAP TIME	DIFF	MPH	TIME OF DAY
1 -	1:24.494	9.951	69.89	12:07:26.993
2 -	1:15.637	1.094	78.07	12:08:42.630
3 -	1:16.021	1.478	77.68	12:09:58.651
4 -	1:14.543 (1)		79.22	12:11:13.194
5 -	1:15.584	1.041	78.13	12:12:28.778
6 -	1:15.661	1.118	78.05	12:13:44.439
7 -	1:15.179	0.636	78.55	12:14:59.618
8 -	1:15.230	0.687	78.50	12:16:14.848
9 -	1:14.922	0.379	78.82	12:17:29.770
10 -	1:14.880	0.337	78.86	12:18:44.650
11 -	1:14.845 (2)	0.302	78.90	12:19:59.495
12 -	1:14.905	0.362	78.84	12:21:14.400
13 -	1:14.852 (3)	0.309	78.89	12:22:29.252

P22 12 Aaron LAVERTY

LAP	LAP TIME	DIFF	MPH	TIME OF DAY
1 -	1:29.852	15.881	65.72	12:07:32.351
2 -	1:16.171	2.200	77.53	12:08:48.522
3 -	1:14.839	0.868	78.91	12:10:03.361
4 -	1:15.481	1.510	78.24	12:11:18.842
5 -	1:16.071	2.100	77.63	12:12:34.913
6 -	1:14.791	0.820	78.96	12:13:49.704
7 -	1:14.215 (3)	0.244	79.57	12:15:03.919
8 -	1:14.307	0.336	79.47	12:16:18.226
9 -	1:14.798	0.827	78.95	12:17:33.024
10 -	1:14.120 (2)	0.149	79.67	12:18:47.144
11 -	1:13.971 (1)		79.83	12:20:01.115
12 -	1:14.255	0.284	79.53	12:21:15.370
13 -	1:14.559	0.588	79.20	12:22:29.929

P23 72 Tim OBRIEN

LAP	LAP TIME	DIFF	MPH	TIME OF DAY
1 -	1:24.989	10.721	69.48	12:07:27.488
2 -	1:16.237	1.969	77.46	12:08:43.725
3 -	1:16.838	2.570	76.85	12:10:00.563
4 -	1:16.000	1.732	77.70	12:11:16.563
5 -	1:16.213	1.945	77.48	12:12:32.776
6 -	1:15.198	0.930	78.53	12:13:47.974
7 -	1:16.186	1.918	77.51	12:15:04.160
8 -	1:14.756 (3)	0.488	78.99	12:16:18.916
9 -	1:14.765	0.497	78.98	12:17:33.681
10 -	1:14.268 (1)		79.51	12:18:47.949
11 -	1:14.920	0.652	78.82	12:20:02.869
12 -	1:14.980	0.712	78.76	12:21:17.849
13 -	1:14.520 (2)	0.252	79.24	12:22:32.369

P24 35 Richard BROWN

LAP	LAP TIME	DIFF	MPH	TIME OF DAY
1 -	1:26.610	12.665	68.18	12:07:29.109
2 -	1:15.208	1.263	78.52	12:08:44.317

Toyota MR2 Championship

RACE 13 - LAP ANALYSIS

DIFF = Difference To Personal Best Lap

3 -	1:16.884	2.939	76.81	12:10:01.201
4 -	1:16.040	2.095	77.66	12:11:17.241
5 -	1:16.307	2.362	77.39	12:12:33.548
6 -	1:15.261	1.316	78.46	12:13:48.809
7 -	1:15.819	1.874	77.89	12:15:04.628
8 -	1:16.092	2.147	77.61	12:16:20.720
9 -	1:14.395 (2)	0.450	79.38	12:17:35.115
10 -	1:13.945 (1)		79.86	12:18:49.060
11 -	1:14.946	1.001	78.79	12:20:04.006
12 -	1:14.576	0.631	79.18	12:21:18.582
13 -	1:14.509 (3)	0.564	79.26	12:22:33.091

DIFF = Difference To Personal Best Lap

2 -	1:18.944	3.565	74.80	12:08:50.729
3 -	1:17.328	1.949	76.37	12:10:08.057
4 -	1:17.715	2.336	75.99	12:11:25.772
5 -	1:19.740	4.361	74.06	12:12:45.512
6 -	1:17.842	2.463	75.86	12:14:03.354
7 -	1:16.770	1.391	76.92	12:15:20.124
8 -	1:15.769 (2)	0.390	77.94	12:16:35.893
9 -	1:15.379 (1)		78.34	12:17:51.272
10 -	1:21.167	5.788	72.75	12:19:12.439
11 -	1:19.159	3.780	74.60	12:20:31.598
12 -	1:16.024 (3)	0.645	77.68	12:21:47.622

P25 20 Patrick STONER

LAP	LAP TIME	DIFF	MPH	TIME OF DAY
1 -	1:25.850	11.525	68.79	12:07:28.349
2 -	1:17.417	3.092	76.28	12:08:45.766
3 -	1:16.319	1.994	77.38	12:10:02.085
4 -	1:16.306	1.981	77.39	12:11:18.391
5 -	1:16.530	2.205	77.16	12:12:34.921
6 -	1:14.992 (3)	0.667	78.75	12:13:49.913
7 -	1:15.611	1.286	78.10	12:15:05.524
8 -	1:15.973	1.648	77.73	12:16:21.497
9 -	1:15.007	0.682	78.73	12:17:36.504
10 -	1:15.100	0.775	78.63	12:18:51.604
11 -	1:15.100	0.775	78.63	12:20:06.704
12 -	1:14.391 (2)	0.066	79.38	12:21:21.095
13 -	1:14.325 (1)		79.45	12:22:35.420

P29 3 Martin COLLINS

LAP	LAP TIME	DIFF	MPH	TIME OF DAY
1 -	1:30.467	13.206	65.27	12:07:32.966
2 -	1:22.492	5.231	71.59	12:08:55.458
3 -	1:19.520	2.259	74.26	12:10:14.978
4 -	1:19.140	1.879	74.62	12:11:34.118
5 -	1:19.590	2.329	74.20	12:12:53.708
6 -	1:19.405	2.144	74.37	12:14:13.113
7 -	1:18.779	1.518	74.96	12:15:31.892
8 -	1:18.048 (3)	0.787	75.66	12:16:49.940
9 -	1:17.588 (2)	0.327	76.11	12:18:07.528
10 -	1:17.261 (1)		76.43	12:19:24.789
11 -	1:19.176	1.915	74.58	12:20:43.965
12 -	1:18.093	0.832	75.62	12:22:02.058

P26 67 Simon QUINN

LAP	LAP TIME	DIFF	MPH	TIME OF DAY
1 -	1:25.512	11.198	69.06	12:07:28.011
2 -	1:16.067	1.753	77.63	12:08:44.078
3 -	1:16.919	2.605	76.77	12:10:00.997
4 -	1:16.025	1.711	77.68	12:11:17.022
5 -	1:16.422	2.108	77.27	12:12:33.444
6 -	1:15.060	0.746	78.67	12:13:48.504
7 -	1:17.769	3.455	75.93	12:15:06.273
8 -	1:15.838	1.524	77.87	12:16:22.111
9 -	1:14.799 (3)	0.485	78.95	12:17:36.910
10 -	1:15.018	0.704	78.72	12:18:51.928
11 -	1:15.055	0.741	78.68	12:20:06.983
12 -	1:14.314 (1)		79.46	12:21:21.297
13 -	1:14.463 (2)	0.149	79.31	12:22:35.760

P30 13 Montoye BAKER

LAP	LAP TIME	DIFF	MPH	TIME OF DAY
1 -	1:28.938	10.535	66.40	12:07:31.437
2 -	1:38.079	19.676	60.21	12:09:09.516
3 -	1:20.961	2.558	72.94	12:10:30.477
4 -	1:18.944 (3)	0.541	74.80	12:11:49.421
5 -	1:21.917	3.514	72.09	12:13:11.338
6 -	1:20.324	1.921	73.52	12:14:31.662
7 -	1:19.450	1.047	74.33	12:15:51.112
8 -	1:18.517 (2)	0.114	75.21	12:17:09.629
9 -	1:18.403 (1)		75.32	12:18:28.032
10 -	1:19.139	0.736	74.62	12:19:47.171
11 -	1:19.070	0.667	74.68	12:21:06.241
12 -	1:19.120	0.717	74.64	12:22:25.361

P27 87 Neale HURREN

LAP	LAP TIME	DIFF	MPH	TIME OF DAY
1 -	1:24.444	10.505	69.93	12:07:26.943
2 -	1:16.286	2.347	77.41	12:08:43.229
3 -	1:15.709	1.770	78.00	12:09:58.938
4 -	1:14.073 (2)	0.134	79.72	12:11:13.011
5 -	1:13.939 (1)		79.87	12:12:26.950
6 -	1:14.082 (3)	0.143	79.71	12:13:41.032
7 -	1:14.093	0.154	79.70	12:14:55.125
8 -	1:33.181	19.242	63.37	12:16:28.306
9 -	1:14.849	0.910	78.90	12:17:43.155
10 -	1:14.621	0.682	79.14	12:18:57.776
11 -	1:15.831	1.892	77.87	12:20:13.607
12 -	1:18.040	4.101	75.67	12:21:31.647

P31 5 Iain LEADBETTER

LAP	LAP TIME	DIFF	MPH	TIME OF DAY
1 -	1:23.357	10.337	70.84	12:07:25.856
2 -	1:14.314 (3)	1.294	79.46	12:08:40.170
3 -	1:15.591	2.571	78.12	12:09:55.761
4 -	1:15.380	2.360	78.34	12:11:11.141
5 -	1:15.390	2.370	78.33	12:12:26.531
6 -	1:13.879 (2)	0.859	79.93	12:13:40.410
7 -	1:13.020 (1)		80.87	12:14:53.430
8 -	1:30.967	17.947	64.92	12:16:24.397
9 -	1:14.783	1.763	78.97	12:17:39.180
10 -	1:18.164	5.144	75.55	12:18:57.344
11 -	1:26.068 P	13.048	68.61	12:20:23.412

P28 94 Joseph JONES

LAP	LAP TIME	DIFF	MPH	TIME OF DAY
1 -	1:29.286	13.907	66.14	12:07:31.785

P32 2 Darren ALDWORTH

LAP	LAP TIME	DIFF	MPH	TIME OF DAY
1 -	1:16.703	4.683	76.99	12:07:19.202
2 -	1:12.020 (1)		82.00	12:08:31.222
3 -	1:12.640	0.620	81.30	12:09:43.862
4 -	1:12.117 (3)	0.097	81.89	12:10:55.979

Toyota MR2 Championship

RACE 13 - LAP ANALYSIS

DIFF = Difference To Personal Best Lap

5 -	1:12.230	0.210	81.76	12:12:08.209
6 -	1:12.061 (2)	0.041	81.95	12:13:20.270
7 -	1:12.518	0.498	81.43	12:14:32.788
8 -	1:13.262	1.242	80.61	12:15:46.050
9 -	3:03.107 P	1:51.087	32.25	12:18:49.157

Toyota MR2 Championship

RACE 13 - LAP CHART

LAP 1 @ 12:07:15.622			LAP 2 @ 12:08:25.958			LAP 3 @ 12:09:37.007			LAP 4 @ 12:10:48.356			LAP 5 @ 12:12:00.441		
NO	BEHIND	LAP TIME	NO	BEHIND	LAP TIME	NO	BEHIND	LAP TIME	NO	BEHIND	LAP TIME	NO	BEHIND	LAP TIME
11		1:13.123	11		1:10.336	27		1:10.607	27		1:11.349	82		1:11.349
27	0.330	1:13.453	27	0.442	1:10.448	11	0.160	1:11.209	11	0.156	1:11.345	11	0.274	1:12.203
82	0.559	1:13.682	82	0.987	1:10.764	82	0.719	1:10.781	82	0.736	1:11.366	69	0.811	1:11.734
19	1.296	1:14.419	19	1.842	1:10.882	19	1.558	1:10.765	69	1.162	1:10.647	27	0.923	1:13.008
69	2.036	1:15.159	69	2.497	1:10.797	69	1.864	1:10.416	19	1.821	1:11.612	19	1.249	1:11.513
78	2.082	1:15.205	78	2.996	1:11.250	78	2.654	1:10.707	78	2.183	1:10.878	78	1.560	1:11.462
31	2.508	1:15.631	31	3.730	1:11.558	31	4.496	1:11.815	31	5.117	1:11.970	31	4.870	1:11.838
84	2.829	1:15.952	84	3.780	1:11.287	84	4.835	1:12.104	84	5.139	1:11.653	84	5.147	1:12.093
9	3.083	1:16.206	9	4.722	1:11.975	9	5.242	1:11.569	9	5.490	1:11.597	9	5.940	1:12.535
65	3.322	1:16.445	65	5.035	1:12.049	65	6.450	1:12.464	2	7.623	1:12.117	2	7.768	1:12.230
2	3.580	1:16.703	2	5.264	1:12.020	2	6.855	1:12.640	65	7.885	1:12.784	65	8.446	1:12.646
18	4.088	1:17.211	18	6.158	1:12.406	18	7.409	1:12.300	79	8.665	1:12.378	79	8.748	1:12.168
79	4.464	1:17.587	79	6.541	1:12.413	79	7.636	1:12.144	18	9.300	1:13.240	18	9.685	1:12.470
37	5.495	1:18.618	37	7.117	1:11.958	37	8.416	1:12.348	37	9.735	1:12.668	59	10.299	1:12.128
59	5.898	1:19.021	24	9.070	1:13.319	59	10.039	1:11.976	59	10.256	1:11.566	24	14.485	1:13.706
24	6.087	1:19.210	59	9.112	1:13.550	24	11.357	1:13.336	24	12.864	1:12.856	88	15.552	1:13.891
88	6.483	1:19.606	88	9.652	1:13.505	88	11.535	1:12.932	88	13.746	1:13.560	37	22.482	1:24.832
51	9.836	1:22.959	51	13.819	1:14.319	51	18.058	1:15.288	51	20.787	1:14.078	4	23.120	1:13.849
5	10.234	1:23.357	5	14.212	1:14.314	8	18.600	1:14.806	4	21.356	1:13.618	51	23.517	1:14.815
8	10.606	1:23.729	8	14.843	1:14.573	5	18.754	1:15.591	8	21.902	1:14.651	8	24.840	1:15.023
17	11.238	1:24.361	17	15.552	1:14.650	4	19.087	1:13.774	17	22.139	1:14.111	17	25.656	1:15.602
87	11.321	1:24.444	4	16.362	1:14.314	17	19.377	1:14.874	5	22.785	1:15.380	5	26.090	1:15.390
30	11.371	1:24.494	30	16.672	1:15.637	30	21.644	1:16.021	87	24.655	1:14.073	87	26.509	1:13.939
72	11.866	1:24.989	87	17.271	1:16.286	87	21.931	1:15.709	30	24.838	1:14.543	30	28.337	1:15.584
4	12.384	1:25.507	72	17.767	1:16.237	72	23.556	1:16.838	72	28.207	1:16.000	72	32.335	1:16.213
67	12.389	1:25.512	67	18.120	1:16.067	67	23.990	1:16.919	67	28.666	1:16.025	67	33.003	1:16.422
20	12.727	1:25.850	35	18.359	1:15.208	35	24.194	1:16.884	35	28.885	1:16.040	35	33.107	1:16.307
35	13.487	1:26.610	20	19.808	1:17.417	20	25.078	1:16.319	20	30.035	1:16.306	12	34.472	1:16.071
13	15.815	1:28.938	12	22.564	1:16.171	12	26.354	1:14.839	12	30.486	1:15.481	20	34.480	1:16.530
94	16.163	1:29.286	94	24.771	1:18.944	94	31.050	1:17.328	94	37.416	1:17.715	94	45.071	1:19.740
12	16.729	1:29.852	3	29.500	1:22.492	3	37.971	1:19.520	3	45.762	1:19.140	3	53.267	1:19.590
3	17.344	1:30.467	13	43.558	1:38.079	13	53.470	1:20.961	13	1:01.065	1:18.944	13	1:10.897	1:21.917

Toyota MR2 Championship

RACE 13 - LAP CHART

LAP 6 @ 12:13:11.868			LAP 7 @ 12:14:22.993			LAP 8 @ 12:15:33.833			LAP 9 @ 12:16:44.605			LAP 10 @ 12:17:55.128		
NO	BEHIND	LAP TIME	NO	BEHIND	LAP TIME	NO	BEHIND	LAP TIME	NO	BEHIND	LAP TIME	NO	BEHIND	LAP TIME
11		1:11.153	11		1:11.125	11		1:10.840	11		1:10.772	11		1:10.523
82	0.304	1:11.731	27	0.950	1:11.067	27	0.856	1:10.746	27	0.652	1:10.568	27	0.480	1:10.351
69	0.924	1:11.540	82	1.396	1:12.217	82	1.677	1:11.121	82	2.085	1:11.180	82	2.423	1:10.861
27	1.008	1:11.512	69	1.435	1:11.636	69	2.541	1:11.946	69	2.324	1:10.555	69	2.825	1:11.024
19	1.232	1:11.410	19	2.120	1:12.013	19	2.865	1:11.585	19	3.152	1:11.059	19	4.537	1:11.908
78	1.770	1:11.637	78	2.481	1:11.836	78	3.102	1:11.461	78	3.308	1:10.978	78	4.767	1:11.982
31	5.007	1:11.564	31	5.548	1:11.666	31	6.246	1:11.538	3	1 Lap	1:18.048	31	8.163	1:11.753
84	5.343	1:11.623	84	6.338	1:12.120	84	6.977	1:11.479	31	6.933	1:11.459	84	9.063	1:11.863
9	6.306	1:11.793	9	7.139	1:11.958	9	8.232	1:11.933	84	7.723	1:11.518	9	9.829	1:11.462
2	8.402	1:12.061	13	1 Lap	1:20.324	2	12.217	1:13.262	9	8.890	1:11.430	3	1 Lap	1:17.588
65	9.191	1:12.172	2	9.795	1:12.518	65	12.494	1:12.951	65	14.734	1:13.012	79	16.302	1:11.786
79	10.110	1:12.789	65	10.383	1:12.317	79	12.731	1:12.422	79	15.039	1:13.080	65	16.993	1:12.782
18	10.784	1:12.526	79	11.149	1:12.164	59	14.002	1:12.953	59	15.534	1:12.304	59	17.128	1:12.117
59	11.075	1:12.203	59	11.889	1:11.939	18	14.289	1:13.046	18	16.025	1:12.508	18	17.623	1:12.121
24	16.261	1:13.203	18	12.083	1:12.424	13	1 Lap	1:19.450	24	22.993	1:13.596	24	25.733	1:13.263
88	17.041	1:12.916	24	18.003	1:12.867	24	20.169	1:13.006	88	23.561	1:13.330	88	26.127	1:13.089
37	24.817	1:13.762	88	18.882	1:12.966	88	21.003	1:12.961	13	1 Lap	1:18.517	13	1 Lap	1:18.403
4	24.926	1:13.233	37	26.788	1:13.096	4	28.885	1:12.759	37	31.575	1:13.456	37	34.338	1:13.286
51	25.852	1:13.762	4	26.966	1:13.165	37	28.891	1:12.943	4	31.716	1:13.603	4	34.684	1:13.491
8	27.974	1:14.561	51	28.067	1:13.340	51	30.391	1:13.164	51	33.062	1:13.443	51	35.413	1:12.874
17	28.148	1:13.919	5	30.437	1:13.020	17	35.158	1:14.602	17	38.326	1:13.940	17	41.523	1:13.720
5	28.542	1:13.879	17	31.396	1:14.373	8	36.102	1:15.214	8	39.932	1:14.602	8	44.365	1:14.956
87	29.164	1:14.082	8	31.728	1:14.879	30	41.015	1:15.230	30	45.165	1:14.922	30	49.522	1:14.880
30	32.571	1:15.661	87	32.132	1:14.093	12	44.393	1:14.307	12	48.419	1:14.798	12	52.016	1:14.120
72	36.106	1:15.198	30	36.625	1:15.179	72	45.083	1:14.756	72	49.076	1:14.765	72	52.821	1:14.268
67	36.636	1:15.060	12	40.926	1:14.215	35	46.887	1:16.092	35	50.510	1:14.395	35	53.932	1:13.945
35	36.941	1:15.261	72	41.167	1:16.186	20	47.664	1:15.973	20	51.899	1:15.007	2	1 Lap	3:03.107 P
12	37.836	1:14.791	35	41.635	1:15.819	67	48.278	1:15.838	67	52.305	1:14.799	20	56.476	1:15.100
20	38.045	1:14.992	20	42.531	1:15.611	5	50.564	1:30.967	5	54.575	1:14.783	67	56.800	1:15.018
94	51.486	1:17.842	67	43.280	1:17.769	87	54.473	1:33.181	87	58.550	1:14.849	5	1:02.216	1:18.164
3	1:01.245	1:19.405	94	57.131	1:16.770	94	1:02.060	1:15.769	94	1:06.667	1:15.379	87	1:02.648	1:14.621
			3	1:08.899	1:18.779									

Toyota MR2 Championship

RACE 13 - LAP CHART

LAP 11 @ 12:19:06.720			LAP 12 @ 12:20:17.456			LAP 13 @ 12:21:28.215		
NO	BEHIND	LAP TIME	NO	BEHIND	LAP TIME	NO	BEHIND	LAP TIME
11		1:11.592	11		1:10.736	11		1:10.759
27	0.001	1:11.113	27	0.478	1:11.213	27	0.466	1:10.747
82	2.023	1:11.192	82	2.183	1:10.896	82	3.189	1:11.765
69	3.008	1:11.775	69	3.626	1:11.354	87	1 Lap	1:18.040
19	4.213	1:11.268	19	5.118	1:11.641	69	4.301	1:11.434
78	4.374	1:11.199	78	5.677	1:12.039	19	5.752	1:11.393
94	1 Lap	1:21.167	5	1 Lap	1:26.068 P	78	6.362	1:11.444
31	8.182	1:11.611	31	9.162	1:11.716	31	9.793	1:11.390
84	8.593	1:11.122	84	9.571	1:11.714	84	10.513	1:11.701
9	10.023	1:11.786	9	11.011	1:11.724	9	12.235	1:11.983
79	17.570	1:12.860	94	1 Lap	1:19.159	94	1 Lap	1:16.024
65	17.696	1:12.295	79	19.245	1:12.411	65	20.694	1:12.052
3	1 Lap	1:17.261	65	19.401	1:12.441	79	21.730	1:13.244
59	18.097	1:12.561	59	20.098	1:12.737	59	21.771	1:12.432
18	18.271	1:12.240	18	20.373	1:12.838	18	22.411	1:12.797
24	27.716	1:13.575	3	1 Lap	1:19.176	24	32.485	1:13.463
88	28.093	1:13.558	24	29.781	1:12.801	3	1 Lap	1:18.093
4	35.171	1:12.079	88	30.272	1:12.915	88	34.683	1:15.170
37	36.377	1:13.631	4	37.011	1:12.576	4	38.795	1:12.543
51	37.008	1:13.187	37	37.757	1:12.116	37	39.360	1:12.362
13	1 Lap	1:19.139	51	39.317	1:13.045	51	41.602	1:13.044
17	43.355	1:13.424	17	46.418	1:13.799	17	49.460	1:13.801
8	47.045	1:14.272	13	1 Lap	1:19.070	8	56.634	1:16.016
30	52.775	1:14.845	8	51.377	1:15.068	13	1 Lap	1:19.120
12	54.395	1:13.971	30	56.944	1:14.905	30	1:01.037	1:14.852
72	56.149	1:14.920	12	57.914	1:14.255	12	1:01.714	1:14.559
35	57.286	1:14.946	72	1:00.393	1:14.980	72	1:04.154	1:14.520
20	59.984	1:15.100	35	1:01.126	1:14.576	35	1:04.876	1:14.509
67	1:00.263	1:15.055	20	1:03.639	1:14.391	20	1:07.205	1:14.325
87	1:06.887	1:15.831	67	1:03.841	1:14.314	67	1:07.545	1:14.463

Toyota MR2 Championship

RACE 13 - POSITION CHART

No	Name	Lap Pos	Lap													
			1	2	3	4	5	6	7	8	9	10	11	12	13	
27	TRAYNOR	1	11	11	27	27	82	11	11	11	11	11	11	11	11	11
11	LOCKWOOD	2	27	27	11	11	11	82	27	27	27	27	27	27	27	27
69	BRYANT	3	82	82	82	82	69	69	82	82	82	82	82	82	82	82
82	RUTHVEN	4	19	19	19	69	27	27	69	69	69	69	69	69	69	69
19	BELL	5	69	69	69	19	19	19	19	19	19	19	19	19	19	19
78	MEW	6	78	78	78	78	78	78	78	78	78	78	78	78	78	78
31	ROWE	7	31	31	31	31	31	31	31	31	31	31	31	31	31	31
84	STRATTON	8	84	84	84	84	84	84	84	84	84	84	84	84	84	84
4	HIGTON	9	9	9	9	9	9	9	9	9	9	9	9	9	9	9
9	HERON	10	65	65	65	2	2	2	2	2	65	79	79	79	79	65
65	OLDRIDGE	11	2	2	2	65	65	65	65	65	79	65	65	65	65	79
59	BARANOWSKI	12	18	18	18	79	79	79	79	79	59	59	59	59	59	59
2	ALDWORTH	13	79	79	79	18	18	18	59	59	18	18	18	18	18	18
18	JONES	14	37	37	37	37	59	59	18	18	24	24	24	24	24	24
79	GRIMES	15	59	24	59	59	24	24	24	24	88	88	88	88	88	88
24	HARPER	16	24	59	24	24	88	88	88	88	37	37	4	4	4	4
88	BYELYAYEV	17	88	88	88	88	37	37	37	4	4	4	37	37	37	37
37	ALLISON	18	51	51	51	51	4	4	4	37	51	51	51	51	51	51
17	NICHOLLS	19	5	5	8	4	51	51	51	51	17	17	17	17	17	17
12	LAVERTY	20	8	8	5	8	8	8	5	17	8	8	8	8	8	8
87	HURREN	21	17	17	4	17	17	17	17	8	30	30	30	30	30	30
51	STRANGE	22	87	4	17	5	5	5	8	30	12	12	12	12	12	12
30	WILLIAMS	23	30	30	30	87	87	87	87	12	72	72	72	72	72	72
8	OKANE	24	72	87	87	30	30	30	30	72	35	35	35	35	35	35
67	QUINN	25	4	72	72	72	72	72	12	35	20	20	20	20	20	20
5	LEADBETTER	26	67	67	67	67	67	67	72	20	67	67	67	67	67	67
20	STONER	27	20	35	35	35	35	35	35	67	5	5	87	87		
72	OBRIEN	28	35	20	20	20	12	12	20	5	87	87	5	94		
94	JONES	29	13	12	12	12	20	20	67	87	94	94	94	3		
35	BROWN	30	94	94	94	94	94	94	94	94	3	3	3	13		
13	BAKER	31	12	3	3	3	3	3	3	3	13	13	13			
3	COLLINS	32	3	13	13	13	13	13	13	13	2					

Toyota MR2 Championship

RACE 13 - STATISTICS

Competitors Started 32
Planned Start 2024-05-19 @ 12:10:00.000
Actual Start 2024-05-19 @ 12:06:02.498
Finish Time 2024-05-19 @ 12:21:27.338
Track Length 1.6404mi.
Total Laps 406
Total Distance Covered 666.0281mi.

Session Fastest Lap History

NO	CL	NAME	LAP TIME	TIME OF DAY	LAP	VEHICLE
11	C	Adam LOCKWOOD	1:10.336	12:08:25.962	2	Toyota MR2 Roadster

Session Leader History

NO	CL	NAME	FROM LAP	LAPS LED	DISTANCE	VEHICLE
11	C	Adam LOCKWOOD	1	2	3.28 miles	Toyota MR2 Roadster
27	C	Shaun TRAYNOR	3	2	3.28 miles	Toyota MR2 Roadster
82	B	Andrew RUTHVEN	5	1	1.64 miles	Toyota MR2
11	C	Adam LOCKWOOD	6	8	13.12 miles	Toyota MR2 Roadster

Flag History

TYPE	TIME OF DAY
GREEN	12:06:02.498
FINISH	12:21:27.338

Flag Statistics

TYPE	COUNT	TOTAL LAPS	TOTAL TIME
Green	1	13	17:02.902
Red	0	0	0.000
Safety Car	0	0	0.000
FCY	0	0	0.000

Toyota MR2 Championship

RACE 13 - STATISTICS

CLASS : A

1 Starters

Fastest Lap History

NO	NAME	LAP TIME	TIME OF DAY	LAP	VEHICLE
3	Martin COLLINS	1:22.492	12:08:55.452	2	Toyota MR2
3	Martin COLLINS	1:19.520	12:10:14.972	3	Toyota MR2
3	Martin COLLINS	1:19.140	12:11:34.112	4	Toyota MR2
3	Martin COLLINS	1:18.779	12:15:31.886	7	Toyota MR2
3	Martin COLLINS	1:18.048	12:16:49.935	8	Toyota MR2
3	Martin COLLINS	1:17.588	12:18:07.523	9	Toyota MR2
3	Martin COLLINS	1:17.261	12:19:24.784	10	Toyota MR2

Leader History

NO	NAME	FROM LAP	LAPS LED	DISTANCE	VEHICLE
3	Martin COLLINS	1	12	19.68 miles	Toyota MR2

Toyota MR2 Championship

RACE 13 - STATISTICS

CLASS : B

10 Starters

Fastest Lap History

NO	NAME	LAP TIME	TIME OF DAY	LAP	VEHICLE
82	Andrew RUTHVEN	1:10.764	12:08:26.937	2	Toyota MR2
69	Daniel BRYANT	1:10.416	12:09:38.865	3	Toyota MR2

Leader History

NO	NAME	FROM LAP	LAPS LED	DISTANCE	VEHICLE
82	Andrew RUTHVEN	1	13	21.32 miles	Toyota MR2

Toyota MR2 Championship

RACE 13 - STATISTICS

CLASS : C

21 Starters

Fastest Lap History

NO	NAME	LAP TIME	TIME OF DAY	LAP	VEHICLE
11	Adam LOCKWOOD	1:10.336	12:08:25.962	2	Toyota MR2 Roadster

Leader History

NO	NAME	FROM LAP	LAPS LED	DISTANCE	VEHICLE
11	Adam LOCKWOOD	1	2	3.28 miles	Toyota MR2 Roadster
27	Shaun TRAYNOR	3	2	3.28 miles	Toyota MR2 Roadster
11	Adam LOCKWOOD	5	9	14.76 miles	Toyota MR2 Roadster

Toyota MR2 Championship

RACE 17 - GRID (15 minutes)

ROW 16	32	13	1:18.403 Montoye BAKER	31	3	1:17.261 Martin COLLINS	
ROW 15		30	94	1:15.379 Joseph JONES	29	30	1:14.543 Andy WILLIAMS
ROW 14	28	20	1:14.325 Patrick STONER	27	67	1:14.314 Simon QUINN	
ROW 13		26	8	1:14.272 Edward OKANE	25	72	1:14.268 Tim OBRIEN
ROW 12	24	12	1:13.971 Aaron LAVERTY	23	35	1:13.945 Richard BROWN	
ROW 11		22	87	1:13.939 Neale HURREN	21	17	1:13.424 Maxine NICHOLLS
ROW 10	20	5	1:13.020 Iain LEADBETTER	19	88	1:12.915 Sergiy BYELYAYEV	
ROW 9		18	51	1:12.874 Andrew STRANGE	17	24	1:12.801 Sam HARPER
ROW 8	16	18	1:12.121 Anthony JONES	15	4	1:12.079 Peter HIGTON	
ROW 7		14	65	1:12.049 Vere OLDRIDGE	13	2	1:12.020 Darren ALDWORTH
ROW 6	12	37	1:11.958 Christopher ALLISON	11	79	1:11.786 Jonathan GRIMES	
ROW 5		10	59	1:11.566 Andrew BARANOWSKI	9	9	1:11.430 Timothy HERON
ROW 4	8	31	1:11.390 Ben ROWE	7	84	1:11.122 Neil STRATTON	
ROW 3		6	19	1:10.765 Cameron BELL	5	82	1:10.764 Andrew RUTHVEN
ROW 2	4	78	1:10.707 Jim MEW	3	69	1:10.416 Daniel BRYANT	
ROW 1		2	27	1:10.351 Shaun TRAYNOR	1	11	1:10.336 Adam LOCKWOOD
Pole							

These results are provisional until the conclusion of any judicial and technical matters.

Silverstone National: 1.6404 miles

Clerk Of Course: Lynne Spurr

Stewards:

Timekeeper: Stewart Burr



Toyota MR2 Championship

RACE 17 - CLASSIFICATION

Race Distance: 13 Laps / 21.32 miles

POS	NO	CL	PIC	NAME	ENTRY	LAPS	TIME	GAP	DIFF	MPH	BEST	ON	GRD	↑↓
1	27	C	1	Shaun TRAYNOR	Toyota MR2 Roadster	13	15:29.426			82.60	1:11.030	13	2	1
2	11	C	2	Adam LOCKWOOD	Toyota MR2 Roadster	13	15:29.565	0.139	0.139	82.59	1:10.993	13	1	-1
3	82	B	1	Andrew RUTHVEN	Toyota MR2	13	15:35.902	6.476	6.337	82.03	1:11.078	13	5	2
4	69	B	2	Daniel BRYANT	Toyota MR2	13	15:36.617	7.191	0.715	81.96	1:11.125	12	3	-1
5	19	C	3	Cameron BELL	Toyota MR2 Roadster	13	15:37.842	8.416	1.225	81.86	1:11.234	5	6	1
6	78	C	4	Jim MEW	Toyota MR2 Roadster	13	15:38.519	9.093	0.677	81.80	1:11.148	5	4	-2
7	84	C	5	Neil STRATTON	Toyota MR2 Roadster	13	15:41.909	12.483	3.390	81.50	1:11.391	13	7	0
8	31	B	3	Ben ROWE	Toyota MR2	13	15:43.079	13.653	1.170	81.40	1:11.545	5	8	0
9	9	B	4	Timothy HERON	Toyota MR2	13	15:43.448	14.022	0.369	81.37	1:11.534	12	9	0
10	65	B	5	Vere OLDRIDGE	Toyota MR2	13	15:48.692	19.266	5.244	80.92	1:11.947	13	14	4
11	79	C	6	Jonathan GRIMES	Toyota MR2 Roadster	13	15:54.611	25.185	5.919	80.42	1:12.419	13	11	0
12	24	B	6	Sam HARPER	Toyota MR2	13	15:55.092	25.666	0.481	80.38	1:12.071	13	17	5
13	88	C	7	Sergiy BYELYAYEV	Toyota MR2 Roadster	13	16:02.805	33.379	7.713	79.73	1:12.833	3	19	6
14	4	C	8	Peter HIGTON	Toyota MR2 Roadster	13	16:09.858	40.432	7.053	79.15	1:12.663	3	15	1
15	12	B	7	Aaron LAVERTY	Toyota MR2	13	16:16.793	47.367	6.935	78.59	1:13.689	12	24	9
16	51	C	9	Andrew STRANGE	Toyota MR2 Roadster	13	16:17.769	48.343	0.976	78.51	1:13.879	13	18	2
17	17	C	10	Maxine NICHOLLS	Toyota MR2 Roadster	13	16:18.154	48.728	0.385	78.48	1:13.830	13	21	4
18	5	C	11	Iain LEADBETTER	Toyota MR2 Roadster	13	16:18.798	49.372	0.644	78.43	1:13.790	12	20	2
19	8	C	12	Edward OKANE	Toyota MR2 Roadster	13	16:21.130	51.704	2.332	78.25	1:14.039	13	26	7
20	87	C	13	Neale HURREN	Toyota MR2 Roadster	13	16:23.731	54.305	2.601	78.04	1:14.573	13	22	2
21	30*	C	14	Andy WILLIAMS	Toyota MR2 Roadster	13	16:27.114	57.688	3.383	77.77	1:14.263	12	29	8
22	20	C	15	Patrick STONER	Toyota MR2 Roadster	13	16:27.402	57.976	0.288	77.75	1:14.447	12	28	6
23	72	C	16	Tim OBRIEN	Toyota MR2 Roadster	13	16:27.650	58.224	0.248	77.73	1:13.754	11	25	2
24	67	B	8	Simon QUINN	Toyota MR2	13	16:27.959	58.533	0.309	77.70	1:13.881	11	27	3
25	35	C	17	Richard BROWN	Toyota MR2 Roadster	13	16:29.592	1:00.166	1.633	77.58	1:14.326	13	23	-2
26	37	B	9	Christopher ALLISON	Toyota MR2	12	15:40.832	1 Lap	1 Lap	75.32	1:13.168	10	12	-14
27	94	C	18	Joseph JONES	Toyota MR2 Roadster	12	15:51.218	1 Lap	10.386	74.50	1:15.817	4	30	3
28	13	B	10	Montoye BAKER	Toyota MR2	12	16:02.166	1 Lap	10.948	73.65	1:17.976	11	32	4
29	3	A	1	Martin COLLINS	Toyota MR2	12	16:02.803	1 Lap	0.637	73.60	1:18.320	11	31	2

NOT CLASSIFIED

DNF	18	C		Anthony JONES	Toyota MR2 Roadster	4	4:59.423	9 Laps	8 Laps	78.89	1:12.684	3	16	
DNF	59	C		Andrew BARANOWSKI	Toyota MR2 Roadster	4	4:59.704	9 Laps	0.281	78.81	1:12.549	3	10	

NOT STARTED

NS	2	C		Darren ALDWORTH	Toyota MR2 Roadster									13
----	---	---	--	-----------------	---------------------	--	--	--	--	--	--	--	--	----

FASTEST LAP

11	C			Adam LOCKWOOD	Toyota MR2 Roadster	13	1:10.993			83.18 mph			133.87 kph	
82	B			Andrew RUTHVEN	Toyota MR2	13	1:11.078			83.08 mph			133.71 kph	
3	A			Martin COLLINS	Toyota MR2	11	1:18.320			75.40 mph			121.35 kph	

Comments:

*No. 30 - transponder stopped working

Weather / Track : Sunny / Dry

These results are provisional until the conclusion of any judicial and technical matters.

Date: 19/05/2024 Start: 14:55 Finish: 15:11

Silverstone National: 1.6404 miles

Clerk Of Course: Lynne Spurr

Stewards:

Timekeeper: Stewart Burr



Toyota MR2 Championship

RACE 17 - LAP ANALYSIS

DIFF = Difference To Personal Best Lap

P1 27 Shaun TRAYNOR				
LAP	LAP TIME	DIFF	MPH	TIME OF DAY
1 -	1:13.398	2.368	80.46	14:56:55.502
2 -	1:12.106	1.076	81.90	14:58:07.608
3 -	1:11.166	0.136	82.98	14:59:18.774
4 -	1:11.159	0.129	82.99	15:00:29.933
5 -	1:11.420	0.390	82.68	15:01:41.353
6 -	1:11.382	0.352	82.73	15:02:52.735
7 -	1:11.117 (3)	0.087	83.04	15:04:03.852
8 -	1:11.066 (2)	0.036	83.10	15:05:14.918
9 -	1:11.730	0.700	82.33	15:06:26.648
10 -	1:11.129	0.099	83.02	15:07:37.777
11 -	1:11.152	0.122	83.00	15:08:48.929
12 -	1:11.571	0.541	82.51	15:10:00.500
13 -	1:11.030 (1)		83.14	15:11:11.530

P2 11 Adam LOCKWOOD				
LAP	LAP TIME	DIFF	MPH	TIME OF DAY
1 -	1:13.585	2.592	80.25	14:56:55.689
2 -	1:12.090	1.097	81.92	14:58:07.779
3 -	1:11.192	0.199	82.95	14:59:18.971
4 -	1:11.302	0.309	82.82	15:00:30.273
5 -	1:11.264	0.271	82.87	15:01:41.537
6 -	1:11.323	0.330	82.80	15:02:52.860
7 -	1:11.137 (3)	0.144	83.01	15:04:03.997
8 -	1:11.151	0.158	83.00	15:05:15.148
9 -	1:11.672	0.679	82.39	15:06:26.820
10 -	1:11.365	0.372	82.75	15:07:38.185
11 -	1:11.014 (2)	0.021	83.16	15:08:49.199
12 -	1:11.477	0.484	82.62	15:10:00.676
13 -	1:10.993 (1)		83.18	15:11:11.669

P3 82 Andrew RUTHVEN				
LAP	LAP TIME	DIFF	MPH	TIME OF DAY
1 -	1:15.051	3.973	78.68	14:56:57.155
2 -	1:13.002	1.924	80.89	14:58:10.157
3 -	1:12.116	1.038	81.89	14:59:22.273
4 -	1:11.648	0.570	82.42	15:00:33.921
5 -	1:11.107 (2)	0.029	83.05	15:01:45.028
6 -	1:11.567	0.489	82.51	15:02:56.595
7 -	1:11.315	0.237	82.81	15:04:07.910
8 -	1:11.635	0.557	82.44	15:05:19.545
9 -	1:11.209 (3)	0.131	82.93	15:06:30.754
10 -	1:12.876	1.798	81.03	15:07:43.630
11 -	1:11.576	0.498	82.50	15:08:55.206
12 -	1:11.722	0.644	82.34	15:10:06.928
13 -	1:11.078 (1)		83.08	15:11:18.006

P4 69 Daniel BRYANT				
LAP	LAP TIME	DIFF	MPH	TIME OF DAY
1 -	1:15.163	4.038	78.57	14:56:57.267
2 -	1:12.909	1.784	81.00	14:58:10.176
3 -	1:12.096	0.971	81.91	14:59:22.272
4 -	1:11.931	0.806	82.10	15:00:34.203
5 -	1:11.199 (2)	0.074	82.94	15:01:45.402
6 -	1:11.944	0.819	82.08	15:02:57.346
7 -	1:11.912	0.787	82.12	15:04:09.258
8 -	1:11.562	0.437	82.52	15:05:20.820
9 -	1:11.956	0.831	82.07	15:06:32.776
10 -	1:11.919	0.794	82.11	15:07:44.695
11 -	1:11.669	0.544	82.40	15:08:56.364
12 -	1:11.125 (1)		83.03	15:10:07.489

DIFF = Difference To Personal Best Lap

P5 19 Cameron BELL				
LAP	LAP TIME	DIFF	MPH	TIME OF DAY
13 -	1:11.232 (3)	0.107	82.90	15:11:18.721
1 -	1:15.351	4.117	78.37	14:56:57.455
2 -	1:13.251	2.017	80.62	14:58:10.706
3 -	1:12.004	0.770	82.01	14:59:22.710
4 -	1:12.489	1.255	81.46	15:00:35.199
5 -	1:11.234 (1)		82.90	15:01:46.433
6 -	1:11.633	0.399	82.44	15:02:58.066
7 -	1:11.804	0.570	82.24	15:04:09.870
8 -	1:11.900	0.666	82.13	15:05:21.770
9 -	1:11.569	0.335	82.51	15:06:33.339
10 -	1:11.534 (3)	0.300	82.55	15:07:44.873
11 -	1:11.679	0.445	82.39	15:08:56.552
12 -	1:11.347 (2)	0.113	82.77	15:10:07.899
13 -	1:12.047	0.813	81.96	15:11:19.946

P6 78 Jim MEW				
LAP	LAP TIME	DIFF	MPH	TIME OF DAY
1 -	1:15.047	3.899	78.69	14:56:57.151
2 -	1:13.234	2.086	80.64	14:58:10.385
3 -	1:12.048	0.900	81.96	14:59:22.433
4 -	1:12.248	1.100	81.74	15:00:34.681
5 -	1:11.148 (1)		83.00	15:01:45.829
6 -	1:11.998	0.850	82.02	15:02:57.827
7 -	1:11.885	0.737	82.15	15:04:09.712
8 -	1:11.785	0.637	82.26	15:05:21.497
9 -	1:11.689	0.541	82.37	15:06:33.186
10 -	1:12.241	1.093	81.74	15:07:45.427
11 -	1:11.507 (2)	0.359	82.58	15:08:56.934
12 -	1:12.111	0.963	81.89	15:10:09.045
13 -	1:11.578 (3)	0.430	82.50	15:11:20.623

P7 84 Neil STRATTON				
LAP	LAP TIME	DIFF	MPH	TIME OF DAY
1 -	1:16.145	4.754	77.55	14:56:58.249
2 -	1:12.853	1.462	81.06	14:58:11.102
3 -	1:12.510	1.119	81.44	14:59:23.612
4 -	1:12.413	1.022	81.55	15:00:36.025
5 -	1:11.405 (2)	0.014	82.70	15:01:47.430
6 -	1:12.192	0.801	81.80	15:02:59.622
7 -	1:11.516 (3)	0.125	82.57	15:04:11.138
8 -	1:11.565	0.174	82.52	15:05:22.703
9 -	1:11.840	0.449	82.20	15:06:34.543
10 -	1:13.403	2.012	80.45	15:07:47.946
11 -	1:12.758	1.367	81.16	15:09:00.704
12 -	1:11.918	0.527	82.11	15:10:12.622
13 -	1:11.391 (1)		82.72	15:11:24.013

P8 31 Ben ROWE				
LAP	LAP TIME	DIFF	MPH	TIME OF DAY
1 -	1:16.486	4.941	77.21	14:56:58.590
2 -	1:12.954	1.409	80.95	14:58:11.544
3 -	1:12.015	0.470	82.00	14:59:23.559
4 -	1:12.101	0.556	81.90	15:00:35.660
5 -	1:11.545 (1)		82.54	15:01:47.205
6 -	1:11.867 (3)	0.322	82.17	15:02:59.072
7 -	1:11.871	0.326	82.17	15:04:10.943
8 -	1:11.642 (2)	0.097	82.43	15:05:22.585
9 -	1:11.935	0.390	82.09	15:06:34.520
10 -	1:13.622	2.077	80.21	15:07:48.142

Toyota MR2 Championship

RACE 17 - LAP ANALYSIS

DIFF = Difference To Personal Best Lap

11 -	1:12.890	1.345	81.02	15:09:01.032
12 -	1:12.197	0.652	81.79	15:10:13.229
13 -	1:11.954	0.409	82.07	15:11:25.183

P9 9 Timothy HERON				
LAP	LAP TIME	DIFF	MPH	TIME OF DAY
1 -	1:16.484	4.950	77.21	14:56:58.588
2 -	1:13.151	1.617	80.73	14:58:11.739
3 -	1:12.139	0.605	81.86	14:59:23.878
4 -	1:12.524	0.990	81.43	15:00:36.402
5 -	1:11.659 (2)	0.125	82.41	15:01:48.061
6 -	1:12.418	0.884	81.54	15:03:00.479
7 -	1:12.347	0.813	81.62	15:04:12.826
8 -	1:12.512	0.978	81.44	15:05:25.338
9 -	1:12.032	0.498	81.98	15:06:37.370
10 -	1:12.103	0.569	81.90	15:07:49.473
11 -	1:12.867	1.333	81.04	15:09:02.340
12 -	1:11.534 (1)		82.55	15:10:13.874
13 -	1:11.678 (3)	0.144	82.39	15:11:25.552

P10 65 Vere OLDRIDGE				
LAP	LAP TIME	DIFF	MPH	TIME OF DAY
1 -	1:17.729	5.782	75.97	14:56:59.833
2 -	1:12.846	0.899	81.07	14:58:12.679
3 -	1:12.684	0.737	81.25	14:59:25.363
4 -	1:12.402	0.455	81.56	15:00:37.765
5 -	1:12.267 (2)	0.320	81.72	15:01:50.032
6 -	1:12.598	0.651	81.34	15:03:02.630
7 -	1:12.609	0.662	81.33	15:04:15.239
8 -	1:12.302 (3)	0.355	81.68	15:05:27.541
9 -	1:12.770	0.823	81.15	15:06:40.311
10 -	1:12.399	0.452	81.57	15:07:52.710
11 -	1:13.612	1.665	80.22	15:09:06.322
12 -	1:12.527	0.580	81.42	15:10:18.849
13 -	1:11.947 (1)		82.08	15:11:30.796

P11 79 Jonathan GRIMES				
LAP	LAP TIME	DIFF	MPH	TIME OF DAY
1 -	1:17.479	5.060	76.22	14:56:59.583
2 -	1:13.686	1.267	80.14	14:58:13.269
3 -	1:13.410	0.991	80.44	14:59:26.679
4 -	1:13.149	0.730	80.73	15:00:39.828
5 -	1:13.112	0.693	80.77	15:01:52.940
6 -	1:13.390	0.971	80.46	15:03:06.330
7 -	1:13.212	0.793	80.66	15:04:19.542
8 -	1:13.024	0.605	80.87	15:05:32.566
9 -	1:13.047	0.628	80.84	15:06:45.613
10 -	1:13.154	0.735	80.72	15:07:58.767
11 -	1:12.963 (3)	0.544	80.94	15:09:11.730
12 -	1:12.566 (2)	0.147	81.38	15:10:24.296
13 -	1:12.419 (1)		81.54	15:11:36.715

P12 24 Sam HARPER				
LAP	LAP TIME	DIFF	MPH	TIME OF DAY
1 -	1:19.419	7.348	74.36	14:57:01.523
2 -	1:13.130	1.059	80.75	14:58:14.653
3 -	1:12.658 (2)	0.587	81.28	14:59:27.311
4 -	1:13.423	1.352	80.43	15:00:40.734
5 -	1:12.976	0.905	80.92	15:01:53.710
6 -	1:13.430	1.359	80.42	15:03:07.140
7 -	1:12.907	0.836	81.00	15:04:20.047
8 -	1:13.788	1.717	80.03	15:05:33.835

DIFF = Difference To Personal Best Lap

9 -	1:12.670 (3)	0.599	81.26	15:06:46.505
10 -	1:12.918	0.847	80.99	15:07:59.423
11 -	1:12.692	0.621	81.24	15:09:12.115
12 -	1:13.010	0.939	80.88	15:10:25.125
13 -	1:12.071 (1)		81.94	15:11:37.196

P13 88 Sergiy BYELYAYEV				
LAP	LAP TIME	DIFF	MPH	TIME OF DAY
1 -	1:20.193	7.360	73.64	14:57:02.297
2 -	1:14.015	1.182	79.79	14:58:16.312
3 -	1:12.833 (1)		81.08	14:59:29.145
4 -	1:13.237 (3)	0.404	80.63	15:00:42.382
5 -	1:14.169	1.336	79.62	15:01:56.551
6 -	1:13.553	0.720	80.29	15:03:10.104
7 -	1:13.251	0.418	80.62	15:04:23.355
8 -	1:13.245	0.412	80.62	15:05:36.600
9 -	1:14.069	1.236	79.73	15:06:50.669
10 -	1:14.022	1.189	79.78	15:08:04.691
11 -	1:13.366	0.533	80.49	15:09:18.057
12 -	1:13.001 (2)	0.168	80.89	15:10:31.058
13 -	1:13.851	1.018	79.96	15:11:44.909

P14 4 Peter HIGTON				
LAP	LAP TIME	DIFF	MPH	TIME OF DAY
1 -	1:19.681	7.018	74.11	14:57:01.785
2 -	1:13.767	1.104	80.05	14:58:15.552
3 -	1:12.663 (1)		81.27	14:59:28.215
4 -	1:14.118	1.455	79.67	15:00:42.333
5 -	1:18.946	6.283	74.80	15:02:01.279
6 -	1:13.779	1.116	80.04	15:03:15.058
7 -	1:13.465 (3)	0.802	80.38	15:04:28.523
8 -	1:13.844	1.181	79.97	15:05:42.367
9 -	1:14.257	1.594	79.53	15:06:56.624
10 -	1:14.322	1.659	79.46	15:08:10.946
11 -	1:13.398 (2)	0.735	80.46	15:09:24.344
12 -	1:13.883	1.220	79.93	15:10:38.227
13 -	1:13.735	1.072	80.09	15:11:51.962

P15 12 Aaron LAVERTY				
LAP	LAP TIME	DIFF	MPH	TIME OF DAY
1 -	1:22.265	8.576	71.78	14:57:04.369
2 -	1:14.227	0.538	79.56	14:58:18.596
3 -	1:14.094 (3)	0.405	79.70	14:59:32.690
4 -	1:14.690	1.001	79.06	15:00:47.380
5 -	1:15.117	1.428	78.61	15:02:02.497
6 -	1:15.936	2.247	77.77	15:03:18.433
7 -	1:14.857	1.168	78.89	15:04:33.290
8 -	1:15.231	1.542	78.50	15:05:48.521
9 -	1:14.421	0.732	79.35	15:07:02.942
10 -	1:14.238	0.549	79.55	15:08:17.180
11 -	1:14.187	0.498	79.60	15:09:31.367
12 -	1:13.689 (1)		80.14	15:10:45.056
13 -	1:13.841 (2)	0.152	79.97	15:11:58.897

P16 51 Andrew STRANGE				
LAP	LAP TIME	DIFF	MPH	TIME OF DAY
1 -	1:20.580	6.701	73.28	14:57:02.684
2 -	1:14.850	0.971	78.90	14:58:17.534
3 -	1:14.514	0.635	79.25	14:59:32.048
4 -	1:14.564	0.685	79.20	15:00:46.612
5 -	1:15.485	1.606	78.23	15:02:02.097
6 -	1:15.562	1.683	78.15	15:03:17.659

Toyota MR2 Championship

RACE 17 - LAP ANALYSIS

DIFF = Difference To Personal Best Lap

7 -	1:14.971	1.092	78.77	15:04:32.630
8 -	1:15.846	1.967	77.86	15:05:48.476
9 -	1:14.597	0.718	79.16	15:07:03.073
10 -	1:14.208 (2)	0.329	79.58	15:08:17.281
11 -	1:14.284 (3)	0.405	79.50	15:09:31.565
12 -	1:14.429	0.550	79.34	15:10:45.994
13 -	1:13.879 (1)		79.93	15:11:59.873

P17 17 Maxine NICHOLLS

LAP	LAP TIME	DIFF	MPH	TIME OF DAY
1 -	1:22.960	9.130	71.18	14:57:05.064
2 -	1:14.809	0.979	78.94	14:58:19.873
3 -	1:15.315	1.485	78.41	14:59:35.188
4 -	1:14.260	0.430	79.52	15:00:49.448
5 -	1:14.315	0.485	79.46	15:02:03.763
6 -	1:15.679	1.849	78.03	15:03:19.442
7 -	1:14.874	1.044	78.87	15:04:34.316
8 -	1:14.842	1.012	78.90	15:05:49.158
9 -	1:14.454	0.624	79.31	15:07:03.612
10 -	1:14.381	0.551	79.39	15:08:17.993
11 -	1:14.212 (2)	0.382	79.57	15:09:32.205
12 -	1:14.223 (3)	0.393	79.56	15:10:46.428
13 -	1:13.830 (1)		79.99	15:12:00.258

P18 5 Iain LEADBETTER

LAP	LAP TIME	DIFF	MPH	TIME OF DAY
1 -	1:21.399	7.609	72.55	14:57:03.503
2 -	1:15.350	1.560	78.37	14:58:18.853
3 -	1:14.453	0.663	79.32	14:59:33.306
4 -	1:14.834	1.044	78.91	15:00:48.140
5 -	1:15.008	1.218	78.73	15:02:03.148
6 -	1:15.941	2.151	77.76	15:03:19.089
7 -	1:14.846	1.056	78.90	15:04:33.935
8 -	1:15.227	1.437	78.50	15:05:49.162
9 -	1:15.529	1.739	78.19	15:07:04.691
10 -	1:14.257	0.467	79.53	15:08:18.948
11 -	1:14.169 (3)	0.379	79.62	15:09:33.117
12 -	1:13.790 (1)		80.03	15:10:46.907
13 -	1:13.995 (2)	0.205	79.81	15:12:00.902

P19 8 Edward OKANE

LAP	LAP TIME	DIFF	MPH	TIME OF DAY
1 -	1:23.056	9.017	71.10	14:57:05.160
2 -	1:14.842	0.803	78.90	14:58:20.002
3 -	1:14.348 (3)	0.309	79.43	14:59:34.350
4 -	1:14.098 (2)	0.059	79.70	15:00:48.448
5 -	1:15.083	1.044	78.65	15:02:03.531
6 -	1:15.821	1.782	77.88	15:03:19.352
7 -	1:15.411	1.372	78.31	15:04:34.763
8 -	1:14.932	0.893	78.81	15:05:49.695
9 -	1:15.352	1.313	78.37	15:07:05.047
10 -	1:14.476	0.437	79.29	15:08:19.523
11 -	1:14.679	0.640	79.08	15:09:34.202
12 -	1:14.993	0.954	78.74	15:10:49.195
13 -	1:14.039 (1)		79.76	15:12:03.234

P20 87 Neale HURREN

LAP	LAP TIME	DIFF	MPH	TIME OF DAY
1 -	1:21.147	6.574	72.77	14:57:03.251
2 -	1:14.797 (3)	0.224	78.95	14:58:18.048
3 -	1:14.803	0.230	78.94	14:59:32.851
4 -	1:14.787 (2)	0.214	78.96	15:00:47.638

DIFF = Difference To Personal Best Lap

5 -	1:15.164	0.591	78.57	15:02:02.802
6 -	1:15.928	1.355	77.77	15:03:18.730
7 -	1:14.962	0.389	78.78	15:04:33.692
8 -	1:15.335	0.762	78.39	15:05:49.027
9 -	1:15.051	0.478	78.68	15:07:04.078
10 -	1:14.979	0.406	78.76	15:08:19.057
11 -	1:14.874	0.301	78.87	15:09:33.931
12 -	1:17.331	2.758	76.36	15:10:51.262
13 -	1:14.573 (1)		79.19	15:12:05.835

P21 30 Andy WILLIAMS

LAP	LAP TIME	DIFF	MPH	TIME OF DAY
1 -	1:26.071	11.808	68.61	14:57:08.175
2 -	1:15.159	0.896	78.57	14:58:23.334
3 -	1:15.427	1.164	78.29	14:59:38.761
4 -	1:15.161	0.898	78.57	15:00:53.922
5 -	1:17.135	2.872	76.56	15:02:11.057
6 -	1:14.470	0.207	79.30	15:03:25.527
7 -	1:14.430	0.167	79.34	15:04:39.957
8 -	1:16.171	1.908	77.53	15:05:56.128
9 -	1:14.652	0.389	79.10	15:07:10.780
10 -	1:14.272 (2)	0.009	79.51	15:08:25.052
11 -	1:14.282 (3)	0.019	79.50	15:09:39.334
12 -	1:14.263 (1)		79.52	15:10:53.597
13 -	1:15.621	1.358	78.09	15:12:09.218

P22 20 Patrick STONER

LAP	LAP TIME	DIFF	MPH	TIME OF DAY
1 -	1:23.636	9.189	70.61	14:57:05.740
2 -	1:14.575 (2)	0.128	79.19	14:58:20.315
3 -	1:15.919	1.472	77.78	14:59:36.234
4 -	1:14.939	0.492	78.80	15:00:51.173
5 -	1:16.892	2.445	76.80	15:02:08.065
6 -	1:15.904	1.457	77.80	15:03:23.969
7 -	1:15.746	1.299	77.96	15:04:39.715
8 -	1:14.782	0.335	78.97	15:05:54.497
9 -	1:14.763	0.316	78.99	15:07:09.260
10 -	1:14.985	0.538	78.75	15:08:24.245
11 -	1:14.660 (3)	0.213	79.10	15:09:38.905
12 -	1:14.447 (1)		79.32	15:10:53.352
13 -	1:16.154	1.707	77.54	15:12:09.506

P23 72 Tim OBRIEN

LAP	LAP TIME	DIFF	MPH	TIME OF DAY
1 -	1:25.326	11.572	69.21	14:57:07.430
2 -	1:15.207	1.453	78.52	14:58:22.637
3 -	1:15.600	1.846	78.11	14:59:38.237
4 -	1:15.082	1.328	78.65	15:00:53.319
5 -	1:17.813	4.059	75.89	15:02:11.132
6 -	1:16.867	3.113	76.82	15:03:27.999
7 -	1:14.944	1.190	78.80	15:04:42.943
8 -	1:14.434 (3)	0.680	79.34	15:05:57.377
9 -	1:14.407 (2)	0.653	79.36	15:07:11.784
10 -	1:14.512	0.758	79.25	15:08:26.296
11 -	1:13.754 (1)		80.07	15:09:40.050
12 -	1:14.519	0.765	79.25	15:10:54.569
13 -	1:15.185	1.431	78.54	15:12:09.754

P24 67 Simon QUINN

LAP	LAP TIME	DIFF	MPH	TIME OF DAY
1 -	1:25.790	11.909	68.83	14:57:07.894
2 -	1:15.401	1.520	78.32	14:58:23.295

Toyota MR2 Championship

RACE 17 - LAP ANALYSIS

DIFF = Difference To Personal Best Lap

3 -	1:17.478	3.597	76.22	14:59:40.773
4 -	1:14.625	0.744	79.13	15:00:55.398
5 -	1:15.399	1.518	78.32	15:02:10.797
6 -	1:14.201 (2)	0.320	79.59	15:03:24.998
7 -	1:15.399	1.518	78.32	15:04:40.397
8 -	1:15.978	2.097	77.72	15:05:56.375
9 -	1:14.968	1.087	78.77	15:07:11.343
10 -	1:14.638	0.757	79.12	15:08:25.981
11 -	1:13.881 (1)		79.93	15:09:39.862
12 -	1:14.423 (3)	0.542	79.35	15:10:54.285
13 -	1:15.778	1.897	77.93	15:12:10.063

P25 35 Richard BROWN

LAP	LAP TIME	DIFF	MPH	TIME OF DAY
1 -	1:22.058	7.732	71.96	14:57:04.162
2 -	1:15.632	1.306	78.08	14:58:19.794
3 -	1:15.791	1.465	77.92	14:59:35.585
4 -	1:15.395	1.069	78.32	15:00:50.980
5 -	1:16.539	2.213	77.15	15:02:07.519
6 -	1:16.069	1.743	77.63	15:03:23.588
7 -	1:15.955	1.629	77.75	15:04:39.543
8 -	1:16.189	1.863	77.51	15:05:55.732
9 -	1:16.207	1.881	77.49	15:07:11.939
10 -	1:15.372	1.046	78.35	15:08:27.311
11 -	1:14.800 (2)	0.474	78.95	15:09:42.111
12 -	1:15.259 (3)	0.933	78.47	15:10:57.370
13 -	1:14.326 (1)		79.45	15:12:11.696

P26 37 Christopher ALLISON

LAP	LAP TIME	DIFF	MPH	TIME OF DAY
1 -	1:18.150	4.982	75.56	14:57:00.254
2 -	1:13.434	0.266	80.42	14:58:13.688
3 -	1:14.289	1.121	79.49	14:59:27.977
4 -	1:13.247 (2)	0.079	80.62	15:00:41.224
5 -	2:00.215	47.047	49.12	15:02:41.439
6 -	1:14.949	1.781	78.79	15:03:56.388
7 -	1:14.821	1.653	78.93	15:05:11.209
8 -	1:16.601	3.433	77.09	15:06:27.810
9 -	1:13.460	0.292	80.39	15:07:41.270
10 -	1:13.168 (1)		80.71	15:08:54.438
11 -	1:15.242	2.074	78.48	15:10:09.680
12 -	1:13.256 (3)	0.088	80.61	15:11:22.936

P27 94 Joseph JONES

LAP	LAP TIME	DIFF	MPH	TIME OF DAY
1 -	1:27.612	11.795	67.40	14:57:09.716
2 -	1:16.079 (2)	0.262	77.62	14:58:25.795
3 -	1:16.138 (3)	0.321	77.56	14:59:41.933
4 -	1:15.817 (1)		77.89	15:00:57.750
5 -	1:21.906	6.089	72.10	15:02:19.656
6 -	1:20.801	4.984	73.08	15:03:40.457
7 -	1:18.403	2.586	75.32	15:04:58.860
8 -	1:18.765	2.948	74.97	15:06:17.625
9 -	1:18.227	2.410	75.49	15:07:35.852
10 -	1:22.346	6.529	71.71	15:08:58.198
11 -	1:18.061	2.244	75.65	15:10:16.259
12 -	1:17.063	1.246	76.63	15:11:33.322

P28 13 Montoye BAKER

LAP	LAP TIME	DIFF	MPH	TIME OF DAY
1 -	1:28.300	10.324	66.88	14:57:10.404
2 -	1:19.054	1.078	74.70	14:58:29.458

DIFF = Difference To Personal Best Lap

3 -	1:18.678 (3)	0.702	75.06	14:59:48.136
4 -	1:19.023	1.047	74.73	15:01:07.159
5 -	1:21.880	3.904	72.12	15:02:29.039
6 -	1:20.915	2.939	72.98	15:03:49.954
7 -	1:19.566	1.590	74.22	15:05:09.520
8 -	1:19.551	1.575	74.23	15:06:29.071
9 -	1:18.582 (2)	0.606	75.15	15:07:47.653
10 -	1:19.522	1.546	74.26	15:09:07.175
11 -	1:17.976 (1)		75.73	15:10:25.151
12 -	1:19.119	1.143	74.64	15:11:44.270

P29 3 Martin COLLINS

LAP	LAP TIME	DIFF	MPH	TIME OF DAY
1 -	1:29.050	10.730	66.31	14:57:11.154
2 -	1:18.985	0.665	74.76	14:58:30.139
3 -	1:18.964	0.644	74.78	14:59:49.103
4 -	1:19.505	1.185	74.28	15:01:08.608
5 -	1:20.773	2.453	73.11	15:02:29.381
6 -	1:21.337	3.017	72.60	15:03:50.718
7 -	1:20.212	1.892	73.62	15:05:10.930
8 -	1:18.769 (3)	0.449	74.97	15:06:29.699
9 -	1:18.643 (2)	0.323	75.09	15:07:48.342
10 -	1:19.462	1.142	74.32	15:09:07.804
11 -	1:18.320 (1)		75.40	15:10:26.124
12 -	1:18.783	0.463	74.96	15:11:44.907

P30 18 Anthony JONES

LAP	LAP TIME	DIFF	MPH	TIME OF DAY
1 -	1:19.789	7.105	74.01	14:57:01.893
2 -	1:13.018 (2)	0.334	80.87	14:58:14.911
3 -	1:12.684 (1)		81.25	14:59:27.595
4 -	1:13.932 (3)	1.248	79.87	15:00:41.527

P31 59 Andrew BARANOWSKI

LAP	LAP TIME	DIFF	MPH	TIME OF DAY
1 -	1:19.733	7.184	74.06	14:57:01.837
2 -	1:14.003 (3)	1.454	79.80	14:58:15.840
3 -	1:12.549 (1)		81.40	14:59:28.389
4 -	1:13.419 (2)	0.870	80.43	15:00:41.808

Toyota MR2 Championship

RACE 17 - LAP CHART

LAP 1 @ 14:56:55.502			LAP 2 @ 14:58:07.608			LAP 3 @ 14:59:18.774			LAP 4 @ 15:00:29.933			LAP 5 @ 15:01:41.353		
NO	BEHIND	LAP TIME	NO	BEHIND	LAP TIME	NO	BEHIND	LAP TIME	NO	BEHIND	LAP TIME	NO	BEHIND	LAP TIME
27		1:13.398	27		1:12.106	27		1:11.166	27		1:11.159	27		1:11.420
11	0.187	1:13.585	11	0.171	1:12.090	11	0.197	1:11.192	11	0.340	1:11.302	11	0.184	1:11.264
78	1.649	1:15.047	82	2.549	1:13.002	69	3.498	1:12.096	82	3.988	1:11.648	82	3.675	1:11.107
82	1.653	1:15.051	69	2.568	1:12.909	82	3.499	1:12.116	69	4.270	1:11.931	69	4.049	1:11.199
69	1.765	1:15.163	78	2.777	1:13.234	78	3.659	1:12.048	78	4.748	1:12.248	78	4.476	1:11.148
19	1.953	1:15.351	19	3.098	1:13.251	19	3.936	1:12.004	19	5.266	1:12.489	19	5.080	1:11.234
84	2.747	1:16.145	84	3.494	1:12.853	31	4.785	1:12.015	31	5.727	1:12.101	31	5.852	1:11.545
9	3.086	1:16.484	31	3.936	1:12.954	84	4.838	1:12.510	84	6.092	1:12.413	84	6.077	1:11.405
31	3.088	1:16.486	9	4.131	1:13.151	9	5.104	1:12.139	9	6.469	1:12.524	9	6.708	1:11.659
79	4.081	1:17.479	65	5.071	1:12.846	65	6.589	1:12.684	65	7.832	1:12.402	65	8.679	1:12.267
65	4.331	1:17.729	79	5.661	1:13.686	79	7.905	1:13.410	79	9.895	1:13.149	79	11.587	1:13.112
37	4.752	1:18.150	37	6.080	1:13.434	24	8.537	1:12.658	24	10.801	1:13.423	24	12.357	1:12.976
24	6.021	1:19.419	24	7.045	1:13.130	18	8.821	1:12.684	37	11.291	1:13.247	88	15.198	1:14.169
4	6.283	1:19.681	18	7.303	1:13.018	37	9.203	1:14.289	18	11.594	1:13.932	4	19.926	1:18.946
59	6.335	1:19.733	4	7.944	1:13.767	4	9.441	1:12.663	59	11.875	1:13.419	51	20.744	1:15.485
18	6.391	1:19.789	59	8.232	1:14.003	59	9.615	1:12.549	4	12.400	1:14.118	12	21.144	1:15.117
88	6.795	1:20.193	88	8.704	1:14.015	88	10.371	1:12.833	88	12.449	1:13.237	87	21.449	1:15.164
51	7.182	1:20.580	51	9.926	1:14.850	51	13.274	1:14.514	51	16.679	1:14.564	5	21.795	1:15.008
87	7.749	1:21.147	87	10.440	1:14.797	12	13.916	1:14.094	12	17.447	1:14.690	8	22.178	1:15.083
5	8.001	1:21.399	12	10.988	1:14.227	87	14.077	1:14.803	87	17.705	1:14.787	17	22.410	1:14.315
35	8.660	1:22.058	5	11.245	1:15.350	5	14.532	1:14.453	5	18.207	1:14.834	35	26.166	1:16.539
12	8.867	1:22.265	35	12.186	1:15.632	8	15.576	1:14.348	8	18.515	1:14.098	20	26.712	1:16.892
17	9.562	1:22.960	17	12.265	1:14.809	17	16.414	1:15.315	17	19.515	1:14.260	67	29.444	1:15.399
8	9.658	1:23.056	8	12.394	1:14.842	35	16.811	1:15.791	35	21.047	1:15.395	30	29.704	1:17.135
20	10.238	1:23.636	20	12.707	1:14.575	20	17.460	1:15.919	20	21.240	1:14.939	72	29.779	1:17.813
72	11.928	1:25.326	72	15.029	1:15.207	72	19.463	1:15.600	72	23.386	1:15.082	94	38.303	1:21.906
67	12.392	1:25.790	67	15.687	1:15.401	30	19.987	1:15.427	30	23.989	1:15.161	13	47.686	1:21.880
30	12.673	1:26.071	30	15.726	1:15.159	67	21.999	1:17.478	67	25.465	1:14.625	3	48.028	1:20.773
94	14.214	1:27.612	94	18.187	1:16.079	94	23.159	1:16.138	94	27.817	1:15.817	37	1:00.086	2:00.215
13	14.902	1:28.300	13	21.850	1:19.054	13	29.362	1:18.678	13	37.226	1:19.023			
3	15.652	1:29.050	3	22.531	1:18.985	3	30.329	1:18.964	3	38.675	1:19.505			

Toyota MR2 Championship

RACE 17 - LAP CHART

LAP 6 @ 15:02:52.735			LAP 7 @ 15:04:03.852			LAP 8 @ 15:05:14.918			LAP 9 @ 15:06:26.648			LAP 10 @ 15:07:37.777		
NO	BEHIND	LAP TIME	NO	BEHIND	LAP TIME	NO	BEHIND	LAP TIME	NO	BEHIND	LAP TIME	NO	BEHIND	LAP TIME
27		1:11.382	27		1:11.117	27		1:11.066	27		1:11.730	27		1:11.129
11	0.125	1:11.323	11	0.145	1:11.137	11	0.230	1:11.151	11	0.172	1:11.672	11	0.408	1:11.365
82	3.860	1:11.567	82	4.058	1:11.315	82	4.627	1:11.635	37	1 Lap	1:16.601	37	1 Lap	1:13.460
69	4.611	1:11.944	69	5.406	1:11.912	69	5.902	1:11.562	13	1 Lap	1:19.551	82	5.853	1:12.876
78	5.092	1:11.998	78	5.860	1:11.885	78	6.579	1:11.785	3	1 Lap	1:18.769	69	6.918	1:11.919
19	5.331	1:11.633	19	6.018	1:11.804	19	6.852	1:11.900	82	4.106	1:11.209	19	7.096	1:11.534
31	6.337	1:11.867	31	7.091	1:11.871	31	7.667	1:11.642	69	6.128	1:11.956	78	7.650	1:12.241
84	6.887	1:12.192	84	7.286	1:11.516	84	7.785	1:11.565	78	6.538	1:11.689	13	1 Lap	1:18.582
9	7.744	1:12.418	9	8.974	1:12.347	9	10.420	1:12.512	19	6.691	1:11.569	84	10.169	1:13.403
65	9.895	1:12.598	65	11.387	1:12.609	65	12.623	1:12.302	31	7.872	1:11.935	31	10.365	1:13.622
79	13.595	1:13.390	79	15.690	1:13.212	79	17.648	1:13.024	84	7.895	1:11.840	3	1 Lap	1:18.643
24	14.405	1:13.430	24	16.195	1:12.907	24	18.917	1:13.788	9	10.722	1:12.032	9	11.696	1:12.103
88	17.369	1:13.553	88	19.503	1:13.251	88	21.682	1:13.245	65	13.663	1:12.770	65	14.933	1:12.399
4	22.323	1:13.779	4	24.671	1:13.465	4	27.449	1:13.844	79	18.965	1:13.047	79	20.990	1:13.154
51	24.924	1:15.562	51	28.778	1:14.971	51	33.558	1:15.846	24	19.857	1:12.670	24	21.646	1:12.918
12	25.698	1:15.936	12	29.438	1:14.857	12	33.603	1:15.231	88	24.021	1:14.069	88	26.914	1:14.022
87	25.995	1:15.928	87	29.840	1:14.962	87	34.109	1:15.335	4	29.976	1:14.257	4	33.169	1:14.322
5	26.354	1:15.941	5	30.083	1:14.846	17	34.240	1:14.842	12	36.294	1:14.421	12	39.403	1:14.238
8	26.617	1:15.821	17	30.464	1:14.874	5	34.244	1:15.227	51	36.425	1:14.597	51	39.504	1:14.208
17	26.707	1:15.679	8	30.911	1:15.411	8	34.777	1:14.932	17	36.964	1:14.454	17	40.216	1:14.381
35	30.853	1:16.069	35	35.691	1:15.955	20	39.579	1:14.782	87	37.430	1:15.051	5	41.171	1:14.257
20	31.234	1:15.904	20	35.863	1:15.746	35	40.814	1:16.189	5	38.043	1:15.529	87	41.280	1:14.979
67	32.263	1:14.201	30	36.105	1:14.430	30	41.210	1:16.171	8	38.399	1:15.352	8	41.746	1:14.476
30	32.792	1:14.470	67	36.545	1:15.399	67	41.457	1:15.978	20	42.612	1:14.763	20	46.468	1:14.985
72	35.264	1:16.867	72	39.091	1:14.944	72	42.459	1:14.434	30	44.132	1:14.652	30	47.275	1:14.272
94	47.722	1:20.801	94	55.008	1:18.403	94	1:02.707	1:18.765	67	44.695	1:14.968	67	48.204	1:14.638
13	57.219	1:20.915	13	1:05.668	1:19.566				72	45.136	1:14.407	72	48.519	1:14.512
3	57.983	1:21.337	3	1:07.078	1:20.212				35	45.291	1:16.207	35	49.534	1:15.372
37	1:03.653	1:14.949	37	1:07.357	1:14.821				94	1:09.204	1:18.227			

Toyota MR2 Championship

RACE 17 - LAP CHART

LAP 11 @ 15:08:48.929			LAP 12 @ 15:10:00.500			LAP 13 @ 15:11:11.530		
NO	BEHIND	LAP TIME	NO	BEHIND	LAP TIME	NO	BEHIND	LAP TIME
27		1:11.152	27		1:11.571	27		1:11.030
11	0.270	1:11.014	11	0.176	1:11.477	11	0.139	1:10.993
37	1 Lap	1:13.168	82	6.428	1:11.722	82	6.476	1:11.078
82	6.277	1:11.576	69	6.989	1:11.125	69	7.191	1:11.232
69	7.435	1:11.669	19	7.399	1:11.347	19	8.416	1:12.047
19	7.623	1:11.679	78	8.545	1:12.111	78	9.093	1:11.578
78	8.005	1:11.507	37	1 Lap	1:15.242	37	1 Lap	1:13.256
94	1 Lap	1:22.346	84	12.122	1:11.918	84	12.483	1:11.391
84	11.775	1:12.758	31	12.729	1:12.197	31	13.653	1:11.954
31	12.103	1:12.890	9	13.374	1:11.534	9	14.022	1:11.678
9	13.411	1:12.867	94	1 Lap	1:18.061	65	19.266	1:11.947
65	17.393	1:13.612	65	18.349	1:12.527	94	1 Lap	1:17.063
13	1 Lap	1:19.522	79	23.796	1:12.566	79	25.185	1:12.419
3	1 Lap	1:19.462	24	24.625	1:13.010	24	25.666	1:12.071
79	22.801	1:12.963	13	1 Lap	1:17.976	13	1 Lap	1:19.119
24	23.186	1:12.692	3	1 Lap	1:18.320	3	1 Lap	1:18.783
88	29.128	1:13.366	88	30.558	1:13.001	88	33.379	1:13.851
4	35.415	1:13.398	4	37.727	1:13.883	4	40.432	1:13.735
12	42.438	1:14.187	12	44.556	1:13.689	12	47.367	1:13.841
51	42.636	1:14.284	51	45.494	1:14.429	51	48.343	1:13.879
17	43.276	1:14.212	17	45.928	1:14.223	17	48.728	1:13.830
5	44.188	1:14.169	5	46.407	1:13.790	5	49.372	1:13.995
87	45.002	1:14.874	8	48.695	1:14.993	8	51.704	1:14.039
8	45.273	1:14.679	87	50.762	1:17.331	87	54.305	1:14.573
20	49.976	1:14.660	20	52.852	1:14.447	30	57.688	1:15.621
30	50.405	1:14.282	30	53.097	1:14.263	20	57.976	1:16.154
67	50.933	1:13.881	67	53.785	1:14.423	72	58.224	1:15.185
72	51.121	1:13.754	72	54.069	1:14.519	67	58.533	1:15.778
35	53.182	1:14.800	35	56.870	1:15.259	35	1:00.166	1:14.326

Toyota MR2 Championship

RACE 17 - POSITION CHART

No	Name	Lap													
		Pos	1	2	3	4	5	6	7	8	9	10	11	12	13
11	LOCKWOOD	1	27	27	27	27	27	27	27	27	27	27	27	27	27
27	TRAYNOR	2	11	11	11	11	11	11	11	11	11	11	11	11	11
69	BRYANT	3	78	82	69	82	82	82	82	82	82	82	82	82	82
78	MEW	4	82	69	82	69	69	69	69	69	69	69	69	69	69
82	RUTHVEN	5	69	78	78	78	78	78	78	78	78	19	19	19	19
19	BELL	6	19	19	19	19	19	19	19	19	19	78	78	78	78
84	STRATTON	7	84	84	31	31	31	31	31	31	31	84	84	84	84
31	ROWE	8	9	31	84	84	84	84	84	84	84	31	31	31	31
9	HERON	9	31	9	9	9	9	9	9	9	9	9	9	9	9
59	BARANOWSKI	10	79	65	65	65	65	65	65	65	65	65	65	65	65
79	GRIMES	11	65	79	79	79	79	79	79	79	79	79	79	79	79
37	ALLISON	12	37	37	24	24	24	24	24	24	24	24	24	24	24
2	ALDWORTH	13	24	24	18	37	88	88	88	88	88	88	88	88	88
65	OLDRIDGE	14	4	18	37	18	4	4	4	4	4	4	4	4	4
4	HIGTON	15	59	4	4	59	51	51	51	51	12	12	12	12	12
18	JONES	16	18	59	59	4	12	12	12	12	51	51	51	51	51
24	HARPER	17	88	88	88	88	87	87	87	87	17	17	17	17	17
51	STRANGE	18	51	51	51	51	5	5	5	17	87	5	5	5	5
88	BYELYAYEV	19	87	87	12	12	8	8	17	5	5	87	87	8	8
5	LEADBETTER	20	5	12	87	87	17	17	8	8	8	8	8	87	87
17	NICHOLLS	21	35	5	5	5	35	35	35	20	20	20	20	20	30
87	HURREN	22	12	35	8	8	20	20	20	35	30	30	30	30	20
35	BROWN	23	17	17	17	17	67	67	30	30	67	67	67	67	72
12	LAVERTY	24	8	8	35	35	30	30	67	67	72	72	72	72	67
72	OBRIEN	25	20	20	20	20	72	72	72	72	35	35	35	35	35
8	OKANE	26	72	72	72	72	94	94	94	94	94	37	37	37	
67	QUINN	27	67	67	30	30	13	13	13	37	37	94	94	94	
20	STONER	28	30	30	67	67	3	3	3	13	13	13	13	13	
30	WILLIAMS	29	94	94	94	94	37	37	37	3	3	3	3	3	
94	JONES	30	13	13	13	13									
3	COLLINS	31	3	3	3	3									
13	BAKER	32													

Toyota MR2 Championship

RACE 17 - STATISTICS

Competitors Started 31
Planned Start 2024-05-19 @ 14:55:00.000
Actual Start 2024-05-19 @ 14:55:42.103
Finish Time 2024-05-19 @ 15:11:10.297
Track Length 1.6404mi.
Total Laps 381
Total Distance Covered 625.0165mi.

Session Fastest Lap History

NO	CL	NAME	LAP TIME	TIME OF DAY	LAP	VEHICLE
27	C	Shaun TRAYNOR	1:12.106	14:58:07.603	2	Toyota MR2 Roadster
11	C	Adam LOCKWOOD	1:12.090	14:58:07.782	2	Toyota MR2 Roadster
27	C	Shaun TRAYNOR	1:11.166	14:59:18.767	3	Toyota MR2 Roadster
27	C	Shaun TRAYNOR	1:11.159	15:00:29.926	4	Toyota MR2 Roadster
82	B	Andrew RUTHVEN	1:11.107	15:01:45.020	5	Toyota MR2
27	C	Shaun TRAYNOR	1:11.066	15:05:14.911	8	Toyota MR2 Roadster
11	C	Adam LOCKWOOD	1:11.014	15:08:49.204	11	Toyota MR2 Roadster
11	C	Adam LOCKWOOD	1:10.993	15:11:11.672	13	Toyota MR2 Roadster

Session Leader History

NO	CL	NAME	FROM LAP	LAPS LED	DISTANCE	VEHICLE
27	C	Shaun TRAYNOR	1	13	21.32 miles	Toyota MR2 Roadster

Flag History

TYPE	TIME OF DAY
GREEN	14:55:42.103
FINISH	15:11:10.297

Flag Statistics

TYPE	COUNT	TOTAL LAPS	TOTAL TIME
Green	1	13	16:46.322
Red	0	0	0.000
Safety Car	0	0	0.000
FCY	0	0	0.000

Toyota MR2 Championship

RACE 17 - STATISTICS

CLASS : A

1 Starters

Fastest Lap History

NO	NAME	LAP TIME	TIME OF DAY	LAP	VEHICLE
3	Martin COLLINS	1:18.985	14:58:30.133	2	Toyota MR2
3	Martin COLLINS	1:18.964	14:59:49.098	3	Toyota MR2
3	Martin COLLINS	1:18.769	15:06:29.694	8	Toyota MR2
3	Martin COLLINS	1:18.643	15:07:48.337	9	Toyota MR2
3	Martin COLLINS	1:18.320	15:10:26.119	11	Toyota MR2

Leader History

NO	NAME	FROM LAP	LAPS LED	DISTANCE	VEHICLE
3	Martin COLLINS	1	12	19.68 miles	Toyota MR2

Toyota MR2 Championship

RACE 17 - STATISTICS

CLASS : B

10 Starters

Fastest Lap History

NO	NAME	LAP TIME	TIME OF DAY	LAP	VEHICLE
82	Andrew RUTHVEN	1:13.002	14:58:10.150	2	Toyota MR2
69	Daniel BRYANT	1:12.909	14:58:10.176	2	Toyota MR2
65	Vere OLDRIDGE	1:12.846	14:58:12.675	2	Toyota MR2
69	Daniel BRYANT	1:12.096	14:59:22.272	3	Toyota MR2
31	Ben ROWE	1:12.015	14:59:23.558	3	Toyota MR2
82	Andrew RUTHVEN	1:11.648	15:00:33.913	4	Toyota MR2
82	Andrew RUTHVEN	1:11.107	15:01:45.020	5	Toyota MR2
82	Andrew RUTHVEN	1:11.078	15:11:17.999	13	Toyota MR2

Leader History

NO	NAME	FROM LAP	LAPS LED	DISTANCE	VEHICLE
82	Andrew RUTHVEN	1	2	3.28 miles	Toyota MR2
69	Daniel BRYANT	3	1	1.64 miles	Toyota MR2
82	Andrew RUTHVEN	4	10	16.40 miles	Toyota MR2

Toyota MR2 Championship

RACE 17 - STATISTICS

CLASS : C

20 Starters

Fastest Lap History

NO	NAME	LAP TIME	TIME OF DAY	LAP	VEHICLE
27	Shaun TRAYNOR	1:12.106	14:58:07.603	2	Toyota MR2 Roadster
11	Adam LOCKWOOD	1:12.090	14:58:07.782	2	Toyota MR2 Roadster
27	Shaun TRAYNOR	1:11.166	14:59:18.767	3	Toyota MR2 Roadster
27	Shaun TRAYNOR	1:11.159	15:00:29.926	4	Toyota MR2 Roadster
78	Jim MEW	1:11.148	15:01:45.823	5	Toyota MR2 Roadster
27	Shaun TRAYNOR	1:11.117	15:04:03.845	7	Toyota MR2 Roadster
27	Shaun TRAYNOR	1:11.066	15:05:14.911	8	Toyota MR2 Roadster
11	Adam LOCKWOOD	1:11.014	15:08:49.204	11	Toyota MR2 Roadster
11	Adam LOCKWOOD	1:10.993	15:11:11.672	13	Toyota MR2 Roadster

Leader History

NO	NAME	FROM LAP	LAPS LED	DISTANCE	VEHICLE
27	Shaun TRAYNOR	1	13	21.32 miles	Toyota MR2 Roadster