



TOYOTA MR2 CHAMPIONSHIP



750 Motor Club Race Meeting
Snetterton 300
23rd June 2024



Timing & Results Provided by Timing Solutions Ltd

www.tsl-timing.com



Snetterton

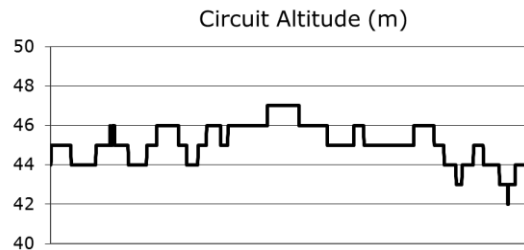
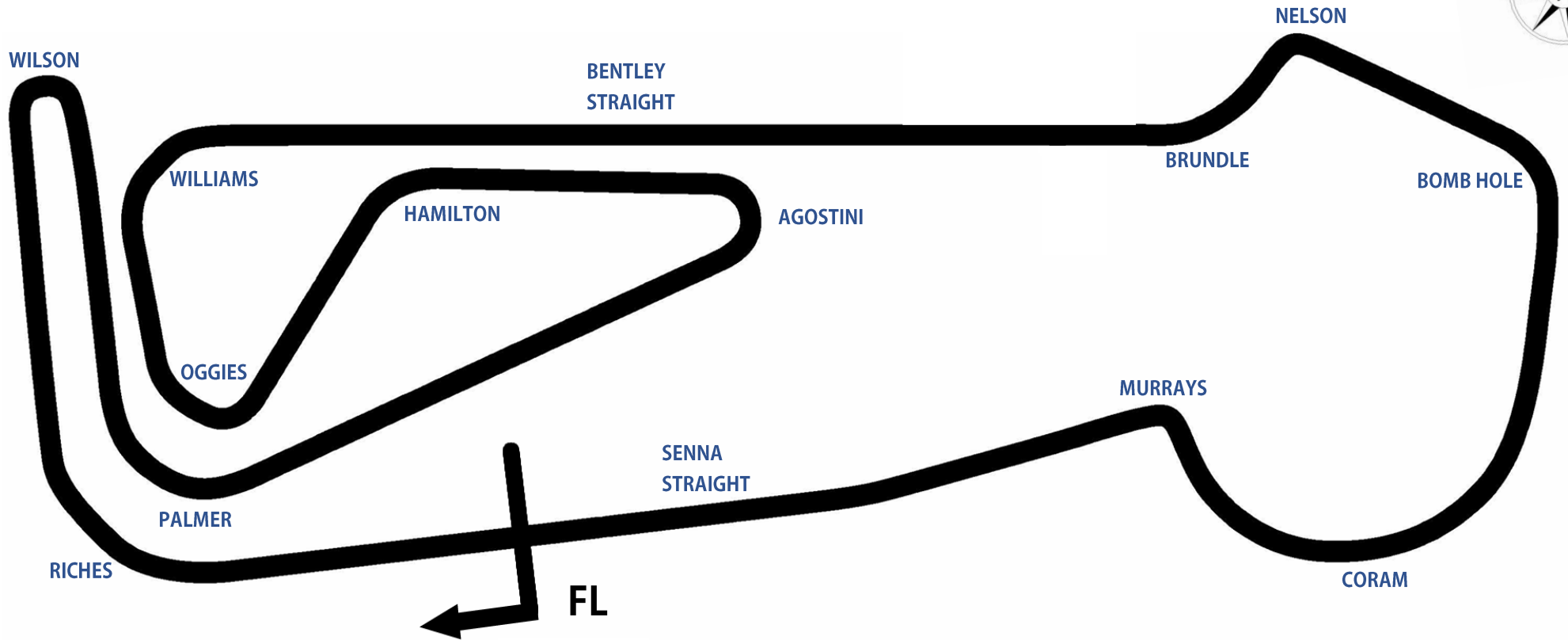
Snetterton 300 Circuit

Norwich, Norfolk, UK



SPORTS TIMING

TIMING SOLUTIONS LTD



	Length	2.9689 miles 4.778 km 4778.0 m	
FL		52.46340 N	0.94476 E
Pit Entry	4572m	52.46364 N	0.94774 E
Pit Exit	40m after FL	52.46338 N	0.94420 E
Pit Entry - Pit Exit	246m, 17.75 @ 50kph, 14.7s @ 60kph		

Toyota MR2 Championship

QUALIFYING - RACE 16 - CLASSIFICATION

POS	NO	CL	PIC	NAME	ENTRY	TIME	ON	LAPS	GAP	DIFF	MPH
1	27*	C	1	Shaun TRAYNOR	Toyota MR2 Roadster	2:19.626	5	6			76.54
2	26	B	1	Paul COOK	Toyota MR2	2:20.306	6	6	0.680	0.680	76.17
3	11	C	2	Adam LOCKWOOD	Toyota MR2 Roadster	2:20.340	5	6	0.714	0.034	76.15
4	69*	B	2	Daniel BRYANT	Toyota MR2	2:20.416	4	6	0.790	0.076	76.11
5	82*	B	3	Andrew RUTHVEN	Toyota MR2	2:20.502	3	6	0.876	0.086	76.07
6	84	C	3	Neil STRATTON	Toyota MR2 Roadster	2:20.568	5	6	0.942	0.066	76.03
7	31*	B	4	Ben ROWE	Toyota MR2	2:20.659	4	6	1.033	0.091	75.98
8	24*	B	5	Sam HARPER	Toyota MR2	2:21.059	5	6	1.433	0.400	75.77
9	9	B	6	Timothy HERON	Toyota MR2	2:21.244	5	6	1.618	0.185	75.67
10	78	C	4	Jim MEW	Toyota MR2 Roadster	2:22.123	4	6	2.497	0.879	75.20
11	65	B	7	Vere OLDRIDGE	Toyota MR2	2:22.444	6	6	2.818	0.321	75.03
12	88	C	5	Sergiy BYELYAYEV	Toyota MR2 Roadster	2:23.739	6	6	4.113	1.295	74.35
13	2	C	6	Darren ALDWORTH	Toyota MR2 Roadster	2:23.915	5	5	4.289	0.176	74.26
14	15*	B	8	Gavin ALDWORTH	Toyota MR2	2:24.192	3	6	4.566	0.277	74.12
15	59	C	7	Andrew BARANOWSKI	Toyota MR2 Roadster	2:24.516	5	6	4.890	0.324	73.95
16	16	C	8	Danial FARMER	Toyota MR2 Roadster	2:25.917	3	5	6.291	1.401	73.24
17	87	C	9	Neale HURREN	Toyota MR2 Roadster	2:26.382	5	6	6.756	0.465	73.01
18	17*	C	10	Maxine NICHOLLS	Toyota MR2 Roadster	2:26.625	5	6	6.999	0.243	72.89
19	51	C	11	Andrew STRANGE	Toyota MR2 Roadster	2:26.659	6	6	7.033	0.034	72.87
20	12*	B	9	Aaron LAVERTY	Toyota MR2	2:28.532	4	6	8.906	1.873	71.95
21	67	B	10	Simon QUINN	Toyota MR2	2:29.544	5	6	9.918	1.012	71.47
22	8	C	12	Edward OKANE	Toyota MR2 Roadster	2:31.192	6	6	11.566	1.648	70.69
23	47	B	11	Richard DALES	Toyota MR2	2:31.695	3	5	12.069	0.503	70.45
24	30	C	13	Andy WILLIAMS	Toyota MR2 Roadster	2:31.759	6	6	12.133	0.064	70.42
25	83	C	14	Jason CROSSLEY	Toyota MR2 Roadster	2:32.472	4	5	12.846	0.713	70.09
26	36*	C	15	Nick LEAR	Toyota MR2 Roadster	2:32.742	3	6	13.116	0.270	69.97
27	20	C	16	Patrick STONER	Toyota MR2 Roadster	2:33.700	4	6	14.074	0.958	69.53
28	3	A	1	Martin COLLINS	Toyota MR2	2:39.412	5	5	19.786	5.712	67.04

Comments:

No. 12, 15, 17, 24, 27, 36, 69, 82 - 1 Lap time disallowed; exceeding track limits.

No. 31 - 2 Lap times disallowed; exceeding track limits.

Weather / Track : Bright / Dry

These results are provisional until the conclusion of any judicial and technical matters.

Date: 23/06/2024 Start: 09:00 Finish: 09:15

Snetterton 300: 2.9689 miles

Clerk Of Course: Lynne Spurr

Stewards:

Timekeeper: Rob Cook



Toyota MR2 Championship

QUALIFYING - RACE 16 - LAP ANALYSIS

DIFF = Difference To Personal Best Lap

P1 27 Shaun TRAYNOR				
LAP	LAP TIME	DIFF	MPH	TIME OF DAY
1 -	2:34.740	15.114	69.07	09:03:45.510
2 -	2:20.924 (2)	1.298	75.84	09:06:06.434
3 -	2:20.709 D	1.083	75.95	09:08:27.143
4 -	2:23.917	4.291	74.26	09:10:51.060
5 -	2:19.626 (1)	76.54	76.54	09:13:10.686
6 -	2:21.944 (3)	2.318	75.29	09:15:32.630

P2 26 Paul COOK				
LAP	LAP TIME	DIFF	MPH	TIME OF DAY
1 -	2:30.975	10.669	70.79	09:05:03.653
2 -	2:22.673	2.367	74.91	09:07:26.326
3 -	2:24.019	3.713	74.21	09:09:50.345
4 -	2:21.598 (3)	1.292	75.48	09:12:11.943
5 -	2:21.307 (2)	1.001	75.63	09:14:33.250
6 -	2:20.306 (1)	76.17	76.17	09:16:53.556

P3 11 Adam LOCKWOOD				
LAP	LAP TIME	DIFF	MPH	TIME OF DAY
1 -	2:35.248	14.908	68.84	09:03:40.889
2 -	2:21.452	1.112	75.55	09:06:02.341
3 -	2:20.573 (2)	0.233	76.03	09:08:22.914
4 -	2:20.861	0.521	75.87	09:10:43.775
5 -	2:20.340 (1)	76.15	76.15	09:13:04.115
6 -	2:20.713 (3)	0.373	75.95	09:15:24.828

P4 69 Daniel BRYANT				
LAP	LAP TIME	DIFF	MPH	TIME OF DAY
1 -	2:33.694	13.278	69.54	09:04:03.568
2 -	2:26.530 (3)	6.114	72.94	09:06:30.098
3 -	2:21.117 (2)	0.701	75.73	09:08:51.215
4 -	2:20.416 (1)	76.11	76.11	09:11:11.631
5 -	2:29.168	8.752	71.65	09:13:40.799
6 -	2:24.029 D	0.613	75.78	09:16:01.828

P5 82 Andrew RUTHVEN				
LAP	LAP TIME	DIFF	MPH	TIME OF DAY
1 -	2:34.807	14.305	69.04	09:03:47.623
2 -	2:20.873 (3)	0.371	75.87	09:06:08.496
3 -	2:20.502 (1)	76.07	76.07	09:08:28.998
4 -	2:20.675 (2)	0.173	75.97	09:10:49.673
5 -	2:28.102	7.600	72.16	09:13:17.775
6 -	2:30.946 D	10.444	70.80	09:15:48.721

P6 84 Neil STRATTON				
LAP	LAP TIME	DIFF	MPH	TIME OF DAY
1 -	2:33.340	12.772	69.70	09:03:53.096
2 -	2:22.979	2.411	74.75	09:06:16.075
3 -	2:22.100	1.532	75.21	09:08:38.175
4 -	2:20.938 (2)	0.370	75.83	09:10:59.113
5 -	2:20.568 (1)	76.03	76.03	09:13:19.681
6 -	2:21.103 (3)	0.535	75.74	09:15:40.784

P7 31 Ben ROWE				
LAP	LAP TIME	DIFF	MPH	TIME OF DAY
1 -	2:28.547	7.888	71.95	09:04:07.583
2 -	2:24.859 D	1.200	75.34	09:06:29.442
3 -	2:20.946 D	0.257	75.84	09:08:50.358

DIFF = Difference To Personal Best Lap

4 -	2:20.659 (1)	75.98	75.98	09:11:11.017
5 -	2:23.633 (3)	2.974	74.41	09:13:34.650
6 -	2:20.826 (2)	0.167	75.89	09:15:55.476

P8 24 Sam HARPER				
LAP	LAP TIME	DIFF	MPH	TIME OF DAY
1 -	2:32.734	11.675	69.97	09:04:10.552
2 -	2:21.690 (3)	0.631	75.43	09:06:32.242
3 -	2:21.753	0.694	75.39	09:08:53.995
4 -	2:21.174 (2)	0.115	75.70	09:11:15.169
5 -	2:21.059 (1)	75.77	75.77	09:13:36.228
6 -	2:24.447 D	3.388	73.99	09:16:00.675

P9 9 Timothy HERON				
LAP	LAP TIME	DIFF	MPH	TIME OF DAY
1 -	2:32.635	11.391	70.02	09:04:05.117
2 -	2:23.214	1.970	74.63	09:06:28.331
3 -	2:21.590 (3)	0.346	75.48	09:08:49.921
4 -	2:24.439	3.195	73.99	09:11:14.360
5 -	2:21.244 (1)	75.67	75.67	09:13:35.604
6 -	2:21.332 (2)	0.088	75.62	09:15:56.936

P10 78 Jim MEW				
LAP	LAP TIME	DIFF	MPH	TIME OF DAY
1 -	2:33.623	11.500	69.57	09:03:56.412
2 -	2:24.449	2.326	73.99	09:06:20.861
3 -	2:22.666 (3)	0.543	74.91	09:08:43.527
4 -	2:22.123 (1)	75.20	75.20	09:11:05.650
5 -	2:22.706	0.583	74.89	09:13:28.356
6 -	2:22.440 (2)	0.317	75.03	09:15:50.796

P11 65 Vere OLDRIDGE				
LAP	LAP TIME	DIFF	MPH	TIME OF DAY
1 -	2:31.637	9.193	70.48	09:04:07.570
2 -	2:24.113	1.669	74.16	09:06:31.683
3 -	2:24.079	1.635	74.18	09:08:55.762
4 -	2:22.997 (2)	0.553	74.74	09:11:18.759
5 -	2:23.645 (3)	1.201	74.40	09:13:42.404
6 -	2:22.444 (1)	75.03	75.03	09:16:04.848

P12 88 Sergiy BYELYAYEV				
LAP	LAP TIME	DIFF	MPH	TIME OF DAY
1 -	2:33.693	9.954	69.54	09:04:23.249
2 -	2:24.998 (3)	1.259	73.71	09:06:48.247
3 -	2:31.686	7.947	70.46	09:09:19.933
4 -	2:23.828 (2)	0.089	74.31	09:11:43.761
5 -	2:33.287	9.548	69.72	09:14:17.048
6 -	2:23.739 (1)	74.35	74.35	09:16:40.787

P13 2 Darren ALDWORTH				
LAP	LAP TIME	DIFF	MPH	TIME OF DAY
1 -	2:49.477	25.562	63.06	09:05:28.514
2 -	2:25.333 (3)	1.418	73.54	09:07:53.847
3 -	2:24.325 (2)	0.410	74.05	09:10:18.172
4 -	2:25.429	1.514	73.49	09:12:43.601
5 -	2:23.915 (1)	74.26	74.26	09:15:07.516

Toyota MR2 Championship

QUALIFYING - RACE 16 - LAP ANALYSIS

DIFF = Difference To Personal Best Lap

P14 15 Gavin ALDWORTH				
LAP	LAP TIME	DIFF	MPH	TIME OF DAY
1 -	2:31.605	7.413	70.49	09:04:44.731
2 -	2:28.894 D	4.699	71.78	09:07:13.622
3 -	2:24.192 (1)		74.12	09:09:37.814
4 -	2:25.444	1.252	73.48	09:12:03.258
5 -	2:24.377 (2)	0.185	74.02	09:14:27.635
6 -	2:25.247 (3)	1.055	73.58	09:16:52.882

P15 59 Andrew BARANOWSKI				
LAP	LAP TIME	DIFF	MPH	TIME OF DAY
1 -	2:44.356	19.840	65.03	09:04:37.045
2 -	2:28.133	3.617	72.15	09:07:05.178
3 -	2:25.011 (2)	0.495	73.70	09:09:30.189
4 -	2:25.344 (3)	0.828	73.53	09:11:55.533
5 -	2:24.516 (1)		73.95	09:14:20.049
6 -	2:28.492	3.976	71.97	09:16:48.541

P16 16 Danial FARMER				
LAP	LAP TIME	DIFF	MPH	TIME OF DAY
1 -	2:42.174	16.257	65.90	09:05:13.048
2 -	2:29.138 (3)	3.221	71.66	09:07:42.186
3 -	2:25.917 (1)		73.24	09:10:08.103
4 -	2:26.691 (2)	0.774	72.86	09:12:34.794
5 -	2:31.477	5.560	70.55	09:15:06.271

P17 87 Neale HURREN				
LAP	LAP TIME	DIFF	MPH	TIME OF DAY
1 -	2:39.251	12.869	67.11	09:04:26.639
2 -	2:29.211 (3)	2.829	71.63	09:06:55.850
3 -	2:27.441 (2)	1.059	72.49	09:09:23.291
4 -	2:34.142	7.760	69.33	09:11:57.433
5 -	2:26.382 (1)		73.01	09:14:23.815
6 -	2:33.791	7.409	69.49	09:16:57.606

P18 17 Maxine NICHOLLS				
LAP	LAP TIME	DIFF	MPH	TIME OF DAY
1 -	2:39.134	12.509	67.16	09:04:24.619
2 -	2:28.729 (3)	2.104	71.86	09:06:53.348
3 -	2:27.449 (2)	0.824	72.48	09:09:20.797
4 -	2:41.024	14.399	66.37	09:12:01.821
5 -	2:26.625 (1)		72.89	09:14:28.446
6 -	2:28.339 D	1.714	72.05	09:16:56.785

P19 51 Andrew STRANGE				
LAP	LAP TIME	DIFF	MPH	TIME OF DAY
1 -	2:37.095	10.436	68.03	09:04:18.621
2 -	2:27.627 (3)	0.968	72.39	09:06:46.248
3 -	2:29.701	3.042	71.39	09:09:15.949
4 -	2:27.092 (2)	0.433	72.66	09:11:43.041
5 -	2:28.930	2.271	71.76	09:14:11.971
6 -	2:26.659 (1)		72.87	09:16:38.630

P20 12 Aaron LAVERTY				
LAP	LAP TIME	DIFF	MPH	TIME OF DAY
1 -	2:42.533	14.001	65.75	09:04:25.629
2 -	2:31.177	2.645	70.69	09:06:56.806
3 -	2:29.409 (2)	0.877	71.53	09:09:26.215
4 -	2:28.532 (1)		71.95	09:11:54.747

DIFF = Difference To Personal Best Lap

5 -	2:30.671 (3)	2.139	70.93	09:14:25.418
6 -	2:28.304 D		72.06	09:16:53.722

P21 67 Simon QUINN				
LAP	LAP TIME	DIFF	MPH	TIME OF DAY
1 -	2:44.430	14.886	65.00	09:04:44.681
2 -	2:36.107	6.563	68.46	09:07:20.788
3 -	2:32.772	3.228	69.96	09:09:53.560
4 -	2:30.474 (3)	0.930	71.02	09:12:24.034
5 -	2:29.544 (1)		71.47	09:14:53.578
6 -	2:29.672 (2)	0.128	71.41	09:17:23.250

P22 8 Edward OKANE				
LAP	LAP TIME	DIFF	MPH	TIME OF DAY
1 -	2:44.851	13.659	64.83	09:04:46.429
2 -	2:35.388	4.196	68.78	09:07:21.817
3 -	2:36.616	5.424	68.24	09:09:58.433
4 -	2:33.311 (2)	2.119	69.71	09:12:31.744
5 -	2:33.904 (3)	2.712	69.44	09:15:05.648
6 -	2:31.192 (1)		70.69	09:17:36.840

P23 47 Richard DALES				
LAP	LAP TIME	DIFF	MPH	TIME OF DAY
1 -	2:46.183	14.488	64.31	09:04:53.048
2 -	2:36.036	4.341	68.49	09:07:29.084
3 -	2:31.695 (1)		70.45	09:10:00.779
4 -	2:32.984 (2)	1.289	69.86	09:12:33.763
5 -	2:33.941 (3)	2.246	69.42	09:15:07.704

P24 30 Andy WILLIAMS				
LAP	LAP TIME	DIFF	MPH	TIME OF DAY
1 -	2:42.897	11.138	65.61	09:04:36.737
2 -	2:36.687	4.928	68.21	09:07:13.424
3 -	2:33.290	1.531	69.72	09:09:46.714
4 -	2:32.241 (3)	0.482	70.20	09:12:18.955
5 -	2:32.031 (2)	0.272	70.30	09:14:50.986
6 -	2:31.759 (1)		70.42	09:17:22.745

P25 83 Jason CROSSLEY				
LAP	LAP TIME	DIFF	MPH	TIME OF DAY
1 -	2:45.409	12.937	64.61	09:05:14.563
2 -	2:36.232	3.760	68.41	09:07:50.795
3 -	2:33.075 (2)	0.603	69.82	09:10:23.870
4 -	2:32.472 (1)		70.09	09:12:56.342
5 -	2:34.220 (3)	1.748	69.30	09:15:30.562

P26 36 Nick LEAR				
LAP	LAP TIME	DIFF	MPH	TIME OF DAY
1 -	2:46.706	13.964	64.11	09:04:50.464
2 -	2:34.082 D	1.340	69.36	09:07:24.546
3 -	2:32.742 (1)		69.97	09:09:57.288
4 -	2:33.645 (3)	0.903	69.56	09:12:30.933
5 -	2:35.721	2.979	68.63	09:15:06.654
6 -	2:33.406 (2)	0.664	69.67	09:17:40.060

P27 20 Patrick STONER				
LAP	LAP TIME	DIFF	MPH	TIME OF DAY
1 -	2:45.742	12.042	64.48	09:04:43.995
2 -	2:36.462	2.762	68.31	09:07:20.457

Toyota MR2 Championship

QUALIFYING - RACE 16 - LAP ANALYSIS

DIFF = Difference To Personal Best Lap

3 -	2:35.887	2.187	68.56	09:09:56.344
4 -	2:33.700 (1)		69.53	09:12:30.044
5 -	2:34.013 (2)	0.313	69.39	09:15:04.057
6 -	2:34.103 (3)	0.403	69.35	09:17:38.160

P28		3 Martin COLLINS		
LAP	LAP TIME	DIFF	MPH	TIME OF DAY
1 -	2:47.559	8.147	63.78	09:04:50.266
2 -	2:43.011	3.599	65.56	09:07:33.277
3 -	2:40.317 (3)	0.905	66.66	09:10:13.594
4 -	2:39.911 (2)	0.499	66.83	09:12:53.505
5 -	2:39.412 (1)		67.04	09:15:32.917

Toyota MR2 Championship

QUALIFYING - RACE 16 - STATISTICS

Competitors Started 28
Planned Start 2024-06-23 @ 09:00:00.000
Actual Start 2024-06-23 @ 09:00:05.562
Finish Time 2024-06-23 @ 09:15:07.100
Track Length 2.9689mi.
Total Laps 163
Total Distance Covered 483.9325mi.

Session Fastest Lap History

NO	CL	NAME	LAP TIME	TIME OF DAY	LAP	VEHICLE
11	C	Adam LOCKWOOD	2:21.452	09:06:02.361	2	Toyota MR2 Roadster
27	C	Shaun TRAYNOR	2:20.924	09:06:06.445	2	Toyota MR2 Roadster
82	B	Andrew RUTHVEN	2:20.873	09:06:08.503	2	Toyota MR2
11	C	Adam LOCKWOOD	2:20.573	09:08:22.934	3	Toyota MR2 Roadster
82	B	Andrew RUTHVEN	2:20.502	09:08:29.005	3	Toyota MR2
69	B	Daniel BRYANT	2:20.416	09:11:11.639	4	Toyota MR2
11	C	Adam LOCKWOOD	2:20.340	09:13:04.135	5	Toyota MR2 Roadster
27	C	Shaun TRAYNOR	2:19.626	09:13:10.695	5	Toyota MR2 Roadster

Flag History

TYPE	TIME OF DAY
GREEN	09:00:05.562
FINISH	09:15:07.100

Flag Statistics

TYPE	COUNT	TOTAL LAPS	TOTAL TIME
Green	1	6	19:26.185
Red	0	0	0.000
Safety Car	0	0	0.000
FCY	0	0	0.000

Toyota MR2 Championship

QUALIFYING - RACE 16 - STATISTICS

CLASS : A

1 Starters

Fastest Lap History

NO	NAME	LAP TIME	TIME OF DAY	LAP	VEHICLE
3	Martin COLLINS	2:43.011	09:07:33.287	2	Toyota MR2
3	Martin COLLINS	2:40.317	09:10:13.604	3	Toyota MR2
3	Martin COLLINS	2:39.911	09:12:53.514	4	Toyota MR2
3	Martin COLLINS	2:39.412	09:15:32.926	5	Toyota MR2

Toyota MR2 Championship

QUALIFYING - RACE 16 - STATISTICS

CLASS : B

11 Starters

Fastest Lap History

NO	NAME	LAP TIME	TIME OF DAY	LAP	VEHICLE
82	Andrew RUTHVEN	2:20.873	09:06:08.503	2	Toyota MR2
82	Andrew RUTHVEN	2:20.502	09:08:29.005	3	Toyota MR2
69	Daniel BRYANT	2:20.416	09:11:11.639	4	Toyota MR2
26	Paul COOK	2:20.306	09:16:53.558	6	Toyota MR2

Toyota MR2 Championship

QUALIFYING - RACE 16 - STATISTICS

CLASS : C


16 Starters

Fastest Lap History

NO	NAME	LAP TIME	TIME OF DAY	LAP	VEHICLE
11	Adam LOCKWOOD	2:21.452	09:06:02.361	2	Toyota MR2 Roadster
27	Shaun TRAYNOR	2:20.924	09:06:06.445	2	Toyota MR2 Roadster
11	Adam LOCKWOOD	2:20.573	09:08:22.934	3	Toyota MR2 Roadster
11	Adam LOCKWOOD	2:20.340	09:13:04.135	5	Toyota MR2 Roadster
27	Shaun TRAYNOR	2:19.626	09:13:10.695	5	Toyota MR2 Roadster

Toyota MR2 Championship

RACE 16 - GRID (15 minutes)

ROW 14	27	2:33.700	20 Patrick STONER	28	2:39.412	3 Martin COLLINS
ROW 13	25	2:32.472	83 Jason CROSSLEY	26	2:32.742	36 Nick LEAR
ROW 12	23	2:31.695	47 Richard DALES	24	2:31.759	30 Andy WILLIAMS
ROW 11	21	2:29.544	67 Simon QUINN	22	2:31.192	8 Edward OKANE
ROW 10	19	2:26.659	51 Andrew STRANGE	20	2:28.532	12 Aaron LAVERTY
ROW 9	17	2:26.382	87 Neale HURREN	18	2:26.625	17 Maxine NICHOLLS
ROW 8	15	2:24.516	59 Andrew BARANOWSKI	16	2:25.917	16 Danial FARMER
ROW 7	13	2:23.915	2 Darren ALDWORTH	14	2:24.192	15 Gavin ALDWORTH
ROW 6	11	2:22.444	65 Vere OLDRIDGE	12	2:23.739	88 Sergiy BYELYAYEV
ROW 5	9	2:21.244	9 Timothy HERON	10	2:22.123	78 Jim MEW
ROW 4	7	2:20.659	31 Ben ROWE	8	2:21.059	24 Sam HARPER
ROW 3	5	2:20.502	82 Andrew RUTHVEN	6	2:20.568	84 Neil STRATTON
ROW 2	3	2:20.340	11 Adam LOCKWOOD	4	2:20.416	69 Daniel BRYANT
ROW 1	1	2:19.626	27 Shaun TRAYNOR	2	2:20.306	26 Paul COOK
Pole						
						

These results are provisional until the conclusion of any judicial and technical matters.

Snetterton 300: 2.9689 miles

Clerk Of Course: Lynne Spurr

Stewards:

Timekeeper: Rob Cook



Toyota MR2 Championship

RACE 16 - CLASSIFICATION

Race Distance: 7 Laps / 20.78 miles

POS	NO	CL	PIC	NAME	ENTRY	LAPS	TIME	GAP	DIFF	MPH	BEST	ON	GRD	↑↓
1	26	B	1	Paul COOK	Toyota MR2	7	16:35.543			75.15	2:20.396	4	2	1
2	27	C	1	Shaun TRAYNOR	Toyota MR2 Roadster	7	16:35.878	0.335	0.335	75.12	2:20.547	7	1	-1
3	11	C	2	Adam LOCKWOOD	Toyota MR2 Roadster	7	16:36.344	0.801	0.466	75.09	2:20.645	6	3	0
4	31	B	2	Ben ROWE	Toyota MR2	7	16:37.735	2.192	1.391	74.98	2:20.671	4	7	3
5	82	B	3	Andrew RUTHVEN	Toyota MR2	7	16:38.728	3.185	0.993	74.91	2:20.636	7	5	0
6	84	C	3	Neil STRATTON	Toyota MR2 Roadster	7	16:39.494	3.951	0.766	74.85	2:20.250	6	6	0
7	78	C	4	Jim MEW	Toyota MR2 Roadster	7	16:45.845	10.302	6.351	74.38	2:21.772	2	10	3
8	24	B	4	Sam HARPER	Toyota MR2	7	16:48.496	12.953	2.651	74.18	2:21.436	4	8	0
9	9	B	5	Timothy HERON	Toyota MR2	7	16:50.019	14.476	1.523	74.07	2:21.156	5	9	0
10	65	B	6	Vere OLDRIDGE	Toyota MR2	7	16:53.725	18.182	3.706	73.80	2:21.438	5	11	1
11	69	B	7	Daniel BRYANT	Toyota MR2	7	16:55.696	20.153	1.971	73.66	2:21.445	2	4	-7
12	2*	C	5	Darren ALDWORTH	Toyota MR2 Roadster	7	16:56.196	20.653	0.500	73.62	2:21.480	5	13	1
13	59	C	6	Andrew BARANOWSKI	Toyota MR2 Roadster	7	16:58.377	22.834	2.181	73.46	2:22.045	6	15	2
14	15	B	8	Gavin ALDWORTH	Toyota MR2	7	17:06.387	30.844	8.010	72.89	2:23.945	2	14	0
15	87	C	7	Neale HURREN	Toyota MR2 Roadster	7	17:24.066	48.523	17.679	71.65	2:27.071	6	17	2
16	12	B	9	Aaron LAVERTY	Toyota MR2	7	17:25.003	49.460	0.937	71.59	2:25.650	7	20	4
17	30	C	8	Andy WILLIAMS	Toyota MR2 Roadster	7	17:41.821	1:06.278	16.818	70.46	2:28.926	5	24	7
18	67	B	10	Simon QUINN	Toyota MR2	7	17:42.505	1:06.962	0.684	70.41	2:28.453	7	21	3
19	51	C	9	Andrew STRANGE	Toyota MR2 Roadster	7	17:43.176	1:07.633	0.671	70.37	2:29.442	7	19	0
20	88	C	10	Sergiy BYELYAYEV	Toyota MR2 Roadster	7	17:43.856	1:08.313	0.680	70.32	2:24.264	2	12	-8
21	8	C	11	Edward OKANE	Toyota MR2 Roadster	7	17:45.534	1:09.991	1.678	70.21	2:28.526	5	22	1
22	36	C	12	Nick LEAR	Toyota MR2 Roadster	7	17:55.984	1:20.441	10.450	69.53	2:30.405	7	26	4
23	17	C	13	Maxine NICHOLLS	Toyota MR2 Roadster	7	17:57.558	1:22.015	1.574	69.43	2:26.943	6	18	-5
24	83	C	14	Jason CROSSLEY	Toyota MR2 Roadster	7	17:59.372	1:23.829	1.814	69.31	2:30.564	5	25	1
25	20	C	15	Patrick STONER	Toyota MR2 Roadster	7	17:59.707	1:24.164	0.335	69.29	2:31.109	5	27	2
26	47	B	11	Richard DALES	Toyota MR2	7	18:13.699	1:38.156	13.992	68.40	2:31.309	6	23	-3
27	3	A	1	Martin COLLINS	Toyota MR2	7	18:38.665	2:03.122	24.966	66.88	2:37.270	3	28	1

NOT CLASSIFIED

DNF	16	C		Danial FARMER	Toyota MR2 Roadster	4	9:50.896	3 Laps	3 Laps	72.35	2:24.046	3	16	
-----	----	---	--	---------------	---------------------	---	----------	---------------	--------	-------	-----------------	---	----	--

FASTEST LAP

84	C			Neil STRATTON	Toyota MR2 Roadster	6	2:20.250			76.20 mph	122.64 kph			
26	B			Paul COOK	Toyota MR2	4	2:20.396			76.12 mph	122.51 kph			
3	A			Martin COLLINS	Toyota MR2	3	2:37.270			67.96 mph	109.37 kph			

Comments:

* Car 2 - 5 second time penalty applied for exceeding track limits

Weather / Track : Sunny / Dry

These results are provisional until the conclusion of any judicial and technical matters.

Date: 23/06/2024 Start: 12:33 Finish: 12:49
Snetterton 300: 2.9689 miles

Clerk Of Course: Lynne Spurr

Stewards:

Timekeeper: Rob Cook



Toyota MR2 Championship

RACE 16 - CLASSIFICATION - FASTEST LAP

Race Distance: 7 Laps / 20.78 miles

POS	NO	CL	PIC	NAME	ENTRY	LAPS	TIME	GAP	DIFF	MPH	BEST	ON	GRD	↑↓
1	84	C	1	Neil STRATTON	Toyota MR2 Roadster	7	16:39.494			74.85	2:20.250	6	6	5
2	26	B	1	Paul COOK	Toyota MR2	7	16:35.543	0.146	0.146	75.15	2:20.396	4	2	0
3	27	C	2	Shaun TRAYNOR	Toyota MR2 Roadster	7	16:35.878	0.297	0.151	75.12	2:20.547	7	1	-2
4	82	B	2	Andrew RUTHVEN	Toyota MR2	7	16:38.728	0.386	0.089	74.91	2:20.636	7	5	1
5	11	C	3	Adam LOCKWOOD	Toyota MR2 Roadster	7	16:36.344	0.395	0.009	75.09	2:20.645	6	3	-2
6	31	B	3	Ben ROWE	Toyota MR2	7	16:37.735	0.421	0.026	74.98	2:20.671	4	7	1
7	9	B	4	Timothy HERON	Toyota MR2	7	16:50.019	0.906	0.485	74.07	2:21.156	5	9	2
8	24	B	5	Sam HARPER	Toyota MR2	7	16:48.496	1.186	0.280	74.18	2:21.436	4	8	0
9	65	B	6	Vere OLDRIDGE	Toyota MR2	7	16:53.725	1.188	0.002	73.80	2:21.438	5	11	2
10	69	B	7	Daniel BRYANT	Toyota MR2	7	16:55.696	1.195	0.007	73.66	2:21.445	2	4	-6
11	2*	C	4	Darren ALDWORTH	Toyota MR2 Roadster	7	16:56.196	1.230	0.035	73.62	2:21.480	5	13	2
12	78	C	5	Jim MEW	Toyota MR2 Roadster	7	16:45.845	1.522	0.292	74.38	2:21.772	2	10	-2
13	59	C	6	Andrew BARANOWSKI	Toyota MR2 Roadster	7	16:58.377	1.795	0.273	73.46	2:22.045	6	15	2
14	15	B	8	Gavin ALDWORTH	Toyota MR2	7	17:06.387	3.695	1.900	72.89	2:23.945	2	14	0
15	16	C	7	Danial FARMER	Toyota MR2 Roadster	4	9:50.896	3.796	0.101	72.35	2:24.046	3	16	1
16	88	C	8	Sergiy BYELYAYEV	Toyota MR2 Roadster	7	17:43.856	4.014	0.218	70.32	2:24.264	2	12	-4
17	12	B	9	Aaron LAVERTY	Toyota MR2	7	17:25.003	5.400	1.386	71.59	2:25.650	7	20	3
18	17	C	9	Maxine NICHOLLS	Toyota MR2 Roadster	7	17:57.558	6.693	1.293	69.43	2:26.943	6	18	0
19	87	C	10	Neale HURREN	Toyota MR2 Roadster	7	17:24.066	6.821	0.128	71.65	2:27.071	6	17	-2
20	67	B	10	Simon QUINN	Toyota MR2	7	17:42.505	8.203	1.382	70.41	2:28.453	7	21	1
21	8	C	11	Edward OKANE	Toyota MR2 Roadster	7	17:45.534	8.276	0.073	70.21	2:28.526	5	22	1
22	30	C	12	Andy WILLIAMS	Toyota MR2 Roadster	7	17:41.821	8.676	0.400	70.46	2:28.926	5	24	2
23	51	C	13	Andrew STRANGE	Toyota MR2 Roadster	7	17:43.176	9.192	0.516	70.37	2:29.442	7	19	-4
24	36	C	14	Nick LEAR	Toyota MR2 Roadster	7	17:55.984	10.155	0.963	69.53	2:30.405	7	26	2
25	83	C	15	Jason CROSSLEY	Toyota MR2 Roadster	7	17:59.372	10.314	0.159	69.31	2:30.564	5	25	0
26	20	C	16	Patrick STONER	Toyota MR2 Roadster	7	17:59.707	10.859	0.545	69.29	2:31.109	5	27	1
27	47	B	11	Richard DALES	Toyota MR2	7	18:13.699	11.059	0.200	68.40	2:31.309	6	23	-4
28	3	A	1	Martin COLLINS	Toyota MR2	7	18:38.665	17.020	5.961	66.88	2:37.270	3	28	0

FASTEST LAP

84	C	Neil STRATTON	Toyota MR2 Roadster	6	2:20.250	76.20 mph	122.64 kph
26	B	Paul COOK	Toyota MR2	4	2:20.396	76.12 mph	122.51 kph
3	A	Martin COLLINS	Toyota MR2	3	2:37.270	67.96 mph	109.37 kph

Comments:

* Car 2 - 5 second time penalty applied for exceeding track limits

Weather / Track : Sunny / Dry

These results are provisional until the conclusion of any judicial and technical matters.

Date: 23/06/2024 Start: 12:33 Finish: 12:49

Snetterton 300: 2.9689 miles

Clerk Of Course: Lynne Spurr

Stewards:

Timekeeper: Rob Cook



Toyota MR2 Championship

RACE 16 - LAP ANALYSIS

DIFF = Difference To Personal Best Lap

P1 26 Paul COOK				
LAP	LAP TIME	DIFF	MPH	TIME OF DAY
1 -	2:29.833	9.437	71.33	12:35:38.955
2 -	2:21.301	0.905	75.64	12:38:00.256
3 -	2:21.576	1.180	75.49	12:40:21.832
4 -	2:20.396 (1)		76.12	12:42:42.228
5 -	2:20.709 (2)	0.313	75.95	12:45:02.937
6 -	2:20.880	0.484	75.86	12:47:23.817
7 -	2:20.848 (3)	0.452	75.88	12:49:44.665

P2 27 Shaun TRAYNOR				
LAP	LAP TIME	DIFF	MPH	TIME OF DAY
1 -	2:29.044	8.497	71.71	12:35:38.166
2 -	2:21.671	1.124	75.44	12:37:59.837
3 -	2:21.504	0.957	75.53	12:40:21.341
4 -	2:20.607 (2)	0.060	76.01	12:42:41.948
5 -	2:21.868	1.321	75.33	12:45:03.816
6 -	2:20.637 (3)	0.090	75.99	12:47:24.453
7 -	2:20.547 (1)		76.04	12:49:45.000

P3 11 Adam LOCKWOOD				
LAP	LAP TIME	DIFF	MPH	TIME OF DAY
1 -	2:29.194	8.549	71.63	12:35:38.316
2 -	2:21.703	1.058	75.42	12:38:00.019
3 -	2:21.688	1.043	75.43	12:40:21.707
4 -	2:20.887 (3)	0.242	75.86	12:42:42.594
5 -	2:21.454	0.809	75.55	12:45:04.048
6 -	2:20.645 (1)		75.99	12:47:24.693
7 -	2:20.773 (2)	0.128	75.92	12:49:45.466

P4 31 Ben ROWE				
LAP	LAP TIME	DIFF	MPH	TIME OF DAY
1 -	2:31.753	11.082	70.43	12:35:40.875
2 -	2:20.762 (2)	0.091	75.93	12:38:01.637
3 -	2:21.457	0.786	75.55	12:40:23.094
4 -	2:20.671 (1)		75.97	12:42:43.765
5 -	2:21.193	0.522	75.69	12:45:04.958
6 -	2:20.793 (3)	0.122	75.91	12:47:25.751
7 -	2:21.106	0.435	75.74	12:49:46.857

P5 82 Andrew RUTHVEN				
LAP	LAP TIME	DIFF	MPH	TIME OF DAY
1 -	2:31.458	10.822	70.56	12:35:40.580
2 -	2:21.653	1.017	75.45	12:38:02.233
3 -	2:21.157	0.521	75.71	12:40:23.390
4 -	2:21.078 (3)	0.442	75.76	12:42:44.468
5 -	2:20.797 (2)	0.161	75.91	12:45:05.265
6 -	2:21.949	1.313	75.29	12:47:27.214
7 -	2:20.636 (1)		75.99	12:49:47.850

P6 84 Neil STRATTON				
LAP	LAP TIME	DIFF	MPH	TIME OF DAY
1 -	2:33.580	13.330	69.59	12:35:42.702
2 -	2:21.936	1.686	75.30	12:38:04.638
3 -	2:21.309	1.059	75.63	12:40:25.947
4 -	2:21.111	0.861	75.74	12:42:47.058
5 -	2:20.832 (3)	0.582	75.89	12:45:07.890
6 -	2:20.250 (1)		76.20	12:47:28.140
7 -	2:20.476 (2)	0.226	76.08	12:49:48.616

DIFF = Difference To Personal Best Lap

P7 78 Jim MEW				
LAP	LAP TIME	DIFF	MPH	TIME OF DAY
1 -	2:32.522	10.750	70.07	12:35:41.644
2 -	2:21.772 (1)		75.38	12:38:03.416
3 -	2:21.968 (2)	0.196	75.28	12:40:25.384
4 -	2:22.657	0.885	74.92	12:42:48.041
5 -	2:22.077 (3)	0.305	75.22	12:45:10.118
6 -	2:22.339	0.567	75.08	12:47:32.457
7 -	2:22.510	0.738	74.99	12:49:54.967

P8 24 Sam HARPER				
LAP	LAP TIME	DIFF	MPH	TIME OF DAY
1 -	2:36.109	14.673	68.46	12:35:45.231
2 -	2:22.039	0.603	75.24	12:38:07.270
3 -	2:22.685	1.249	74.90	12:40:29.955
4 -	2:21.436 (1)		75.56	12:42:51.391
5 -	2:21.863 (3)	0.427	75.34	12:45:13.254
6 -	2:22.822	1.386	74.83	12:47:36.076
7 -	2:21.542 (2)	0.106	75.51	12:49:57.618

P9 9 Timothy HERON				
LAP	LAP TIME	DIFF	MPH	TIME OF DAY
1 -	2:35.444	14.288	68.75	12:35:44.566
2 -	2:22.350	1.194	75.08	12:38:06.916
3 -	2:23.411	2.255	74.52	12:40:30.327
4 -	2:22.037 (3)	0.881	75.24	12:42:52.364
5 -	2:21.156 (1)		75.71	12:45:13.520
6 -	2:23.892	2.736	74.27	12:47:37.412
7 -	2:21.729 (2)	0.573	75.41	12:49:59.141

P10 65 Vere OLDRIDGE				
LAP	LAP TIME	DIFF	MPH	TIME OF DAY
1 -	2:35.273	13.835	68.83	12:35:44.395
2 -	2:24.680	3.242	73.87	12:38:09.075
3 -	2:23.097 (3)	1.659	74.69	12:40:32.172
4 -	2:22.160 (2)	0.722	75.18	12:42:54.332
5 -	2:21.438 (1)		75.56	12:45:15.770
6 -	2:23.588	2.150	74.43	12:47:39.358
7 -	2:23.489	2.051	74.48	12:50:02.847

P11 69 Daniel BRYANT				
LAP	LAP TIME	DIFF	MPH	TIME OF DAY
1 -	2:41.522	20.077	66.17	12:35:50.644
2 -	2:21.445 (1)		75.56	12:38:12.089
3 -	2:22.695	1.250	74.90	12:40:34.784
4 -	2:23.210	1.765	74.63	12:42:57.994
5 -	2:23.527	2.082	74.46	12:45:21.521
6 -	2:21.580 (2)	0.135	75.49	12:47:43.101
7 -	2:21.717 (3)	0.272	75.41	12:50:04.818

P12 2 Darren ALDWORTH				
LAP	LAP TIME	DIFF	MPH	TIME OF DAY
1 -	2:34.427	12.947	69.21	12:35:43.549
2 -	2:23.125	1.645	74.67	12:38:06.674
3 -	2:24.157	2.677	74.14	12:40:30.831
4 -	2:22.222 (2)	0.742	75.15	12:42:53.053
5 -	2:21.480 (1)		75.54	12:45:14.533
6 -	2:23.040	1.560	74.72	12:47:37.573
7 -	2:22.745 (3)	1.265	74.87	12:50:00.318

Toyota MR2 Championship

RACE 16 - LAP ANALYSIS

DIFF = Difference To Personal Best Lap

P13 59 Andrew BARANOWSKI				
LAP	LAP TIME	DIFF	MPH	TIME OF DAY
1 -	2:39.108	17.063	67.17	12:35:48.230
2 -	2:23.682	1.637	74.38	12:38:11.912
3 -	2:23.633	1.588	74.41	12:40:35.545
4 -	2:24.314	2.269	74.06	12:42:59.859
5 -	2:22.720 (2)	0.675	74.88	12:45:22.579
6 -	2:22.045 (1)		75.24	12:47:44.624
7 -	2:22.875 (3)	0.830	74.80	12:50:07.499

P14 15 Gavin ALDWORTH				
LAP	LAP TIME	DIFF	MPH	TIME OF DAY
1 -	2:36.715	12.770	68.20	12:35:45.837
2 -	2:23.945 (1)		74.25	12:38:09.782
3 -	2:24.058 (3)	0.113	74.19	12:40:33.840
4 -	2:23.970 (2)	0.025	74.23	12:42:57.810
5 -	2:25.281	1.336	73.56	12:45:23.091
6 -	2:26.748	2.803	72.83	12:47:49.839
7 -	2:25.670	1.725	73.37	12:50:15.509

P15 87 Neale HURREN				
LAP	LAP TIME	DIFF	MPH	TIME OF DAY
1 -	2:39.290	12.219	67.09	12:35:48.412
2 -	2:27.232	0.161	72.59	12:38:15.644
3 -	2:28.484	1.413	71.98	12:40:44.128
4 -	2:27.212 (3)	0.141	72.60	12:43:11.340
5 -	2:27.169 (2)	0.098	72.62	12:45:38.509
6 -	2:27.071 (1)		72.67	12:48:05.580
7 -	2:27.608	0.537	72.40	12:50:33.188

P16 12 Aaron LAVERTY				
LAP	LAP TIME	DIFF	MPH	TIME OF DAY
1 -	2:41.673	16.023	66.10	12:35:50.795
2 -	2:27.649	1.999	72.38	12:38:18.444
3 -	2:27.541 (3)	1.891	72.44	12:40:45.985
4 -	2:29.011	3.361	71.72	12:43:14.996
5 -	2:27.720	2.070	72.35	12:45:42.716
6 -	2:25.759 (2)	0.109	73.32	12:48:08.475
7 -	2:25.650 (1)		73.38	12:50:34.125

P17 30 Andy WILLIAMS				
LAP	LAP TIME	DIFF	MPH	TIME OF DAY
1 -	2:41.388	12.462	66.22	12:35:50.510
2 -	2:29.425 (2)	0.499	71.52	12:38:19.935
3 -	2:30.977	2.051	70.79	12:40:50.912
4 -	2:30.665	1.739	70.93	12:43:21.577
5 -	2:28.926 (1)		71.76	12:45:50.503
6 -	2:30.769	1.843	70.89	12:48:21.272
7 -	2:29.671 (3)	0.745	71.41	12:50:50.943

P18 67 Simon QUINN				
LAP	LAP TIME	DIFF	MPH	TIME OF DAY
1 -	2:42.406	13.953	65.81	12:35:51.528
2 -	2:28.652 (2)	0.199	71.90	12:38:20.180
3 -	2:30.870	2.417	70.84	12:40:51.050
4 -	2:31.419	2.966	70.58	12:43:22.469
5 -	2:28.740 (3)	0.287	71.85	12:45:51.209
6 -	2:31.965	3.512	70.33	12:48:23.174
7 -	2:28.453 (1)		71.99	12:50:51.627

DIFF = Difference To Personal Best Lap

P19 51 Andrew STRANGE				
LAP	LAP TIME	DIFF	MPH	TIME OF DAY
1 -	2:43.284	13.842	65.45	12:35:52.406
2 -	2:29.706 (3)	0.264	71.39	12:38:22.112
3 -	2:29.599 (2)	0.157	71.44	12:40:51.711
4 -	2:31.151	1.709	70.71	12:43:22.862
5 -	2:29.861	0.419	71.31	12:45:52.723
6 -	2:30.133	0.691	71.19	12:48:22.856
7 -	2:29.442 (1)		71.51	12:50:52.298

P20 88 Sergiy BYELYAYEV				
LAP	LAP TIME	DIFF	MPH	TIME OF DAY
1 -	2:38.300	14.036	67.51	12:35:47.422
2 -	2:24.264 (1)		74.08	12:38:11.686
3 -	2:34.976	10.712	68.96	12:40:46.662
4 -	2:40.934	16.670	66.41	12:43:27.596
5 -	2:28.090 (3)	3.826	72.17	12:45:55.686
6 -	2:27.984 (2)	3.720	72.22	12:48:23.670
7 -	2:29.308	5.044	71.58	12:50:52.978

P21 8 Edward OKANE				
LAP	LAP TIME	DIFF	MPH	TIME OF DAY
1 -	2:42.568	14.042	65.74	12:35:51.690
2 -	2:30.586	2.060	70.97	12:38:22.276
3 -	2:29.777 (2)	1.251	71.35	12:40:52.053
4 -	2:31.986	3.460	70.32	12:43:24.039
5 -	2:28.526 (1)		71.96	12:45:52.565
6 -	2:30.419 (3)	1.893	71.05	12:48:23.984
7 -	2:31.672	3.146	70.46	12:50:54.656

P22 36 Nick LEAR				
LAP	LAP TIME	DIFF	MPH	TIME OF DAY
1 -	2:44.554	14.149	64.95	12:35:53.676
2 -	2:33.359	2.954	69.69	12:38:27.035
3 -	2:33.396	2.991	69.67	12:41:00.431
4 -	2:32.010	1.605	70.31	12:43:32.441
5 -	2:30.894 (2)	0.489	70.83	12:46:03.335
6 -	2:31.366 (3)	0.961	70.61	12:48:34.701
7 -	2:30.405 (1)		71.06	12:51:05.106

P23 17 Maxine NICHOLLS				
LAP	LAP TIME	DIFF	MPH	TIME OF DAY
1 -	2:45.949	19.006	64.40	12:35:55.071
2 -	2:29.358 (3)	2.415	71.56	12:38:24.429
3 -	2:30.009	3.066	71.24	12:40:54.438
4 -	2:29.812	2.869	71.34	12:43:24.250
5 -	2:46.694	19.751	64.11	12:46:10.944
6 -	2:26.943 (1)		72.73	12:48:37.887
7 -	2:28.793 (2)	1.850	71.83	12:51:06.680

P24 83 Jason CROSSLEY				
LAP	LAP TIME	DIFF	MPH	TIME OF DAY
1 -	2:45.687	15.123	64.50	12:35:54.809
2 -	2:35.322	4.758	68.81	12:38:30.131
3 -	2:32.297	1.733	70.17	12:41:02.428
4 -	2:31.142 (2)	0.578	70.71	12:43:33.570
5 -	2:30.564 (1)		70.98	12:46:04.134
6 -	2:31.315 (3)	0.751	70.63	12:48:35.449
7 -	2:33.045	2.481	69.83	12:51:08.494

Toyota MR2 Championship

RACE 16 - LAP ANALYSIS

DIFF = Difference To Personal Best Lap

P25 20 Patrick STONER				
LAP	LAP TIME	DIFF	MPH	TIME OF DAY
1 -	2:44.149	13.040	65.11	12:35:53.271
2 -	2:33.798	2.689	69.49	12:38:27.069
3 -	2:32.580	1.471	70.04	12:40:59.649
4 -	2:32.100 (3)	0.991	70.27	12:43:31.749
5 -	2:31.109 (1)		70.73	12:46:02.858
6 -	2:31.560 (2)	0.451	70.52	12:48:34.418
7 -	2:34.411	3.302	69.21	12:51:08.829

P26 47 Richard DALES				
LAP	LAP TIME	DIFF	MPH	TIME OF DAY
1 -	2:46.834	15.525	64.06	12:35:55.956
2 -	2:46.484	15.175	64.19	12:38:42.440
3 -	2:32.644	1.335	70.01	12:41:15.084
4 -	2:32.432	1.123	70.11	12:43:47.516
5 -	2:32.219 (3)	0.910	70.21	12:46:19.735
6 -	2:31.309 (1)		70.63	12:48:51.044
7 -	2:31.777 (2)	0.468	70.41	12:51:22.821

P27 3 Martin COLLINS				
LAP	LAP TIME	DIFF	MPH	TIME OF DAY
1 -	2:51.835	14.565	62.19	12:36:00.957
2 -	2:38.797	1.527	67.30	12:38:39.754
3 -	2:37.270 (1)		67.96	12:41:17.024
4 -	2:37.616 (3)	0.346	67.81	12:43:54.640
5 -	2:37.965	0.695	67.66	12:46:32.605
6 -	2:37.506 (2)	0.236	67.85	12:49:10.111
7 -	2:37.676	0.406	67.78	12:51:47.787

P28 16 Danial FARMER				
LAP	LAP TIME	DIFF	MPH	TIME OF DAY
1 -	2:37.444	13.398	67.88	12:35:46.566
2 -	2:24.144 (2)	0.098	74.14	12:38:10.710
3 -	2:24.046 (1)		74.19	12:40:34.756
4 -	2:25.262 (3)	1.216	73.57	12:43:00.018

Toyota MR2 Championship

RACE 16 - LAP CHART

LAP 1 @ 12:35:38.166			LAP 2 @ 12:37:59.837			LAP 3 @ 12:40:21.341			LAP 4 @ 12:42:41.948			LAP 5 @ 12:45:02.937		
NO	BEHIND	LAP TIME	NO	BEHIND	LAP TIME	NO	BEHIND	LAP TIME	NO	BEHIND	LAP TIME	NO	BEHIND	LAP TIME
27		2:29.044	27		2:21.671	27		2:21.504	27		2:20.607	26		2:20.709
11	0.150	2:29.194	11	0.182	2:21.703	11	0.366	2:21.688	26	0.280	2:20.396	27	0.879	2:21.868
26	0.789	2:29.833	26	0.419	2:21.301	26	0.491	2:21.576	11	0.646	2:20.887	11	1.111	2:21.454
82	2.414	2:31.458	31	1.800	2:20.762	31	1.753	2:21.457	31	1.817	2:20.671	31	2.021	2:21.193
31	2.709	2:31.753	82	2.396	2:21.653	82	2.049	2:21.157	82	2.520	2:21.078	82	2.328	2:20.797
78	3.478	2:32.522	78	3.579	2:21.772	78	4.043	2:21.968	84	5.110	2:21.111	84	4.953	2:20.832
84	4.536	2:33.580	84	4.801	2:21.936	84	4.606	2:21.309	78	6.093	2:22.657	78	7.181	2:22.077
2	5.383	2:34.427	2	6.837	2:23.125	24	8.614	2:22.685	24	9.443	2:21.436	24	10.317	2:21.863
65	6.229	2:35.273	9	7.079	2:22.350	9	8.986	2:23.411	9	10.416	2:22.037	9	10.583	2:21.156
9	6.400	2:35.444	24	7.433	2:22.039	2	9.490	2:24.157	2	11.105	2:22.222	2	11.596	2:21.480
24	7.065	2:36.109	65	9.238	2:24.680	65	10.831	2:23.097	65	12.384	2:22.160	65	12.833	2:21.438
15	7.671	2:36.715	15	9.945	2:23.945	15	12.499	2:24.058	15	15.862	2:23.970	69	18.584	2:23.527
16	8.400	2:37.444	16	10.873	2:24.144	16	13.415	2:24.046	69	16.046	2:23.210	59	19.642	2:22.720
88	9.256	2:38.300	88	11.849	2:24.264	69	13.443	2:22.695	59	17.911	2:24.314	15	20.154	2:25.281
59	10.064	2:39.108	59	12.075	2:23.682	59	14.204	2:23.633	16	18.070	2:25.262	87	35.572	2:27.169
87	10.246	2:39.290	69	12.252	2:21.445	87	22.787	2:28.484	87	29.392	2:27.212	12	39.779	2:27.720
30	12.344	2:41.388	87	15.807	2:27.232	12	24.644	2:27.541	12	33.048	2:29.011	30	47.566	2:28.926
69	12.478	2:41.522	12	18.607	2:27.649	88	25.321	2:34.976	30	39.629	2:30.665	67	48.272	2:28.740
12	12.629	2:41.673	30	20.098	2:29.425	30	29.571	2:30.977	67	40.521	2:31.419	8	49.628	2:28.526
67	13.362	2:42.406	67	20.343	2:28.652	67	29.709	2:30.870	51	40.914	2:31.151	51	49.786	2:29.861
8	13.524	2:42.568	51	22.275	2:29.706	51	30.370	2:29.599	8	42.091	2:31.986	88	52.749	2:28.090
51	14.240	2:43.284	8	22.439	2:30.586	8	30.712	2:29.777	17	42.302	2:29.812	20	59.921	2:31.109
20	15.105	2:44.149	17	24.592	2:29.358	17	33.097	2:30.009	88	45.648	2:40.934	36	1:00.398	2:30.894
36	15.510	2:44.554	36	27.198	2:33.359	20	38.308	2:32.580	20	49.801	2:32.100	83	1:01.197	2:30.564
83	16.643	2:45.687	20	27.232	2:33.798	36	39.090	2:33.396	36	50.493	2:32.010	17	1:08.007	2:46.694
17	16.905	2:45.949	83	30.294	2:35.322	83	41.087	2:32.297	83	51.622	2:31.142	47	1:16.798	2:32.219
47	17.790	2:46.834	3	39.917	2:38.797	47	53.743	2:32.644	47	1:05.568	2:32.432	3	1:29.668	2:37.965
3	22.791	2:51.835	47	42.603	2:46.484	3	55.683	2:37.270	3	1:12.692	2:37.616			

Toyota MR2 Championship

RACE 16 - LAP CHART

LAP 6 @ 12:47:23.817			LAP 7 @ 12:49:44.665		
NO	BEHIND	LAP TIME	NO	BEHIND	LAP TIME
26		2:20.880	26		2:20.848
27	0.636	2:20.637	27	0.335	2:20.547
11	0.876	2:20.645	11	0.801	2:20.773
31	1.934	2:20.793	31	2.192	2:21.106
82	3.397	2:21.949	82	3.185	2:20.636
84	4.323	2:20.250	84	3.951	2:20.476
78	8.640	2:22.339	78	10.302	2:22.510
24	12.259	2:22.822	24	12.953	2:21.542
9	13.595	2:23.892	9	14.476	2:21.729
2	13.756	2:23.040	2	15.653	2:22.745
65	15.541	2:23.588	65	18.182	2:23.489
69	19.284	2:21.580	69	20.153	2:21.717
59	20.807	2:22.045	59	22.834	2:22.875
15	26.022	2:26.748	15	30.844	2:25.670
87	41.763	2:27.071	87	48.523	2:27.608
12	44.658	2:25.759	12	49.460	2:25.650
30	57.455	2:30.769	30	1:06.278	2:29.671
51	59.039	2:30.133	67	1:06.962	2:28.453
8	59.167	2:30.419	51	1:07.633	2:29.442
67	59.357	2:31.965	88	1:08.313	2:29.308
88	59.853	2:27.984	8	1:09.991	2:31.672
20	1:10.601	2:31.560	36	1:20.441	2:30.405
36	1:10.884	2:31.366	17	1:22.015	2:28.793
83	1:11.632	2:31.315	83	1:23.829	2:33.045
17	1:14.070	2:26.943	20	1:24.164	2:34.411
47	1:27.227	2:31.309	47	1:38.156	2:31.777
3	1:46.294	2:37.506	3	2:03.122	2:37.676

Toyota MR2 Championship

RACE 16 - POSITION CHART

No	Name	Lap Pos	Lap						
			1	2	3	4	5	6	7
27	TRAYNOR	1	27	27	27	27	26	26	26
26	COOK	2	11	11	11	26	27	27	27
11	LOCKWOOD	3	26	26	26	11	11	11	11
69	BRYANT	4	82	31	31	31	31	31	31
82	RUTHVEN	5	31	82	82	82	82	82	82
84	STRATTON	6	78	78	78	84	84	84	84
31	ROWE	7	84	84	84	78	78	78	78
24	HARPER	8	2	2	24	24	24	24	24
9	HERON	9	65	9	9	9	9	9	9
78	MEW	10	9	24	2	2	2	2	2
65	OLDRIDGE	11	24	65	65	65	65	65	65
88	BYELYAYEV	12	15	15	15	15	69	69	69
2	ALDWORTH	13	16	16	16	69	59	59	59
15	ALDWORTH	14	88	88	69	59	15	15	15
59	BARANOWSKI	15	59	59	59	16	87	87	87
16	FARMER	16	87	69	87	87	12	12	12
87	HURREN	17	30	87	12	12	30	30	30
17	NICHOLLS	18	69	12	88	30	67	51	67
51	STRANGE	19	12	30	30	67	8	8	51
12	LAVERTY	20	67	67	67	51	51	67	88
67	QUINN	21	8	51	51	8	88	88	8
8	OKANE	22	51	8	8	17	20	20	36
47	DALES	23	20	17	17	88	36	36	17
30	WILLIAMS	24	36	36	20	20	83	83	83
83	CROSSLEY	25	83	20	36	36	17	17	20
36	LEAR	26	17	83	83	83	47	47	47
20	STONER	27	47	3	47	47	3	3	3
3	COLLINS	28	3	47	3	3			

Toyota MR2 Championship

RACE 16 - STATISTICS

Competitors Started 28
Planned Start 2024-06-23 @ 12:30:00.000
Actual Start 2024-06-23 @ 12:33:09.121
Finish Time 2024-06-23 @ 12:49:41.707
Track Length 2.9689mi.
Total Laps 193
Total Distance Covered 572.9999mi.

Session Fastest Lap History

NO	CL	NAME	LAP TIME	TIME OF DAY	LAP	VEHICLE
27	C	Shaun TRAYNOR	2:29.044	12:35:38.177	1	Toyota MR2 Roadster
27	C	Shaun TRAYNOR	2:21.671	12:37:59.846	2	Toyota MR2 Roadster
26	B	Paul COOK	2:21.301	12:38:00.260	2	Toyota MR2
31	B	Ben ROWE	2:20.762	12:38:01.651	2	Toyota MR2
27	C	Shaun TRAYNOR	2:20.607	12:42:41.958	4	Toyota MR2 Roadster
26	B	Paul COOK	2:20.396	12:42:42.232	4	Toyota MR2
84	C	Neil STRATTON	2:20.250	12:47:28.150	6	Toyota MR2 Roadster

Session Leader History

NO	CL	NAME	FROM LAP	LAPS LED	DISTANCE	VEHICLE
27	C	Shaun TRAYNOR	1	4	11.87 miles	Toyota MR2 Roadster
26	B	Paul COOK	5	3	8.90 miles	Toyota MR2

Flag History

TYPE	TIME OF DAY
GREEN	12:33:09.121
FINISH	12:49:41.707

Flag Statistics

TYPE	COUNT	TOTAL LAPS	TOTAL TIME
Green	1	7	20:16.061
Red	0	0	0.000
Safety Car	0	0	0.000
FCY	0	0	0.000

Toyota MR2 Championship

RACE 16 - STATISTICS

CLASS : A

1 Starters

Fastest Lap History

NO	NAME	LAP TIME	TIME OF DAY	LAP	VEHICLE
3	Martin COLLINS	2:51.835	12:36:00.967	1	Toyota MR2
3	Martin COLLINS	2:38.797	12:38:39.764	2	Toyota MR2
3	Martin COLLINS	2:37.270	12:41:17.033	3	Toyota MR2

Leader History

NO	NAME	FROM LAP	LAPS LED	DISTANCE	VEHICLE
3	Martin COLLINS	1	7	20.78 miles	Toyota MR2

Toyota MR2 Championship

RACE 16 - STATISTICS

CLASS : B

11 Starters

Fastest Lap History

NO	NAME	LAP TIME	TIME OF DAY	LAP	VEHICLE
26	Paul COOK	2:29.833	12:35:38.956	1	Toyota MR2
26	Paul COOK	2:21.301	12:38:00.260	2	Toyota MR2
31	Ben ROWE	2:20.762	12:38:01.651	2	Toyota MR2
26	Paul COOK	2:20.396	12:42:42.232	4	Toyota MR2

Leader History

NO	NAME	FROM LAP	LAPS LED	DISTANCE	VEHICLE
26	Paul COOK	1	7	20.78 miles	Toyota MR2

Toyota MR2 Championship

RACE 16 - STATISTICS

CLASS : C

16 Starters

Fastest Lap History

NO	NAME	LAP TIME	TIME OF DAY	LAP	VEHICLE
27	Shaun TRAYNOR	2:29.044	12:35:38.177	1	Toyota MR2 Roadster
27	Shaun TRAYNOR	2:21.671	12:37:59.846	2	Toyota MR2 Roadster
27	Shaun TRAYNOR	2:21.504	12:40:21.352	3	Toyota MR2 Roadster
84	Neil STRATTON	2:21.309	12:40:25.957	3	Toyota MR2 Roadster
27	Shaun TRAYNOR	2:20.607	12:42:41.958	4	Toyota MR2 Roadster
84	Neil STRATTON	2:20.250	12:47:28.150	6	Toyota MR2 Roadster

Leader History

NO	NAME	FROM LAP	LAPS LED	DISTANCE	VEHICLE
27	Shaun TRAYNOR	1	7	20.78 miles	Toyota MR2 Roadster

Toyota MR2 Championship
RACE 20 - GRID (15 minutes)

ROW 14	27	2:31.309	47 Richard DALES	28	2:37.270	3 Martin COLLINS
ROW 13	25	2:30.564	83 Jason CROSSLEY	26	2:31.109	20 Patrick STONER
ROW 12	23	2:29.442	51 Andrew STRANGE	24	2:30.405	36 Nick LEAR
ROW 11	21	2:28.526	8 Edward OKANE	22	2:28.926	30 Andy WILLIAMS
ROW 10	19	2:27.071	87 Neale HURREN	20	2:28.453	67 Simon QUINN
ROW 9	17	2:25.650	12 Aaron LAVERTY	18	2:26.943	17 Maxine NICHOLLS
ROW 8	15	2:24.046	16 Danial FARMER	16	2:24.264	88 Sergiy BYELYAYEV
ROW 7	13	2:22.045	59 Andrew BARANOWSKI	14	2:23.945	15 Gavin ALDWORTH
ROW 6	11	2:21.480	2 Darren ALDWORTH	12	2:21.772	78 Jim MEW
ROW 5	9	2:21.438	65 Vere OLDRIDGE	10	2:21.445	69 Daniel BRYANT
ROW 4	7	2:21.156	9 Timothy HERON	8	2:21.436	24 Sam HARPER
ROW 3	5	2:20.645	11 Adam LOCKWOOD	6	2:20.671	31 Ben ROWE
ROW 2	3	2:20.547	27 Shaun TRAYNOR	4	2:20.636	82 Andrew RUTHVEN
ROW 1	1	2:20.250	84 Neil STRATTON	2	2:20.396	26 Paul COOK
Pole						

These results are provisional until the conclusion of any judicial and technical matters.

Snetterton 300: 2.9689 miles

Clerk Of Course: Lynne Spurr

Stewards:

Timekeeper: Rob Cook



Toyota MR2 Championship

RACE 20 - CLASSIFICATION

Race Distance: 7 Laps / 20.78 miles

POS	NO	CL	PIC	NAME	ENTRY	LAPS	TIME	GAP	DIFF	MPH	BEST	ON	GRD	↑↓
1	11	C	1	Adam LOCKWOOD	Toyota MR2 Roadster	7	16:33.706			75.29	2:19.433	4	5	4
2	82	B	1	Andrew RUTHVEN	Toyota MR2	7	16:35.625	1.919	1.919	75.14	2:20.771	4	4	2
3	27	C	2	Shaun TRAYNOR	Toyota MR2 Roadster	7	16:35.651	1.945	0.026	75.14	2:20.042	4	3	0
4	84	C	3	Neil STRATTON	Toyota MR2 Roadster	7	16:36.487	2.781	0.836	75.08	2:20.305	4	1	-3
5	26	B	2	Paul COOK	Toyota MR2	7	16:37.184	3.478	0.697	75.02	2:19.777	7	2	-3
6	31	B	3	Ben ROWE	Toyota MR2	7	16:43.059	9.353	5.875	74.58	2:20.302	4	6	0
7	69	B	4	Daniel BRYANT	Toyota MR2	7	16:46.444	12.738	3.385	74.33	2:20.705	4	10	3
8	78	C	4	Jim MEW	Toyota MR2 Roadster	7	16:48.094	14.388	1.650	74.21	2:21.587	2	12	4
9	9	B	5	Timothy HERON	Toyota MR2	7	16:48.226	14.520	0.132	74.20	2:21.251	2	7	-2
10	2	C	5	Darren ALDWORTH	Toyota MR2 Roadster	7	16:48.884	15.178	0.658	74.15	2:21.035	7	11	1
11	24*	B	6	Sam HARPER	Toyota MR2	7	16:50.975	17.269	2.091	74.00	2:21.120	2	8	-3
12	65*	B	7	Vere OLDRIDGE	Toyota MR2	7	16:55.287	21.581	4.312	73.69	2:21.493	5	9	-3
13	15	B	8	Gavin ALDWORTH	Toyota MR2	7	17:02.599	28.893	7.312	73.16	2:23.911	3	14	1
14	59	C	6	Andrew BARANOWSKI	Toyota MR2 Roadster	7	17:07.272	33.566	4.673	72.83	2:22.784	3	13	-1
15	87	C	7	Neale HURREN	Toyota MR2 Roadster	7	17:13.076	39.370	5.804	72.42	2:24.218	3	19	4
16	88	C	8	Sergiy BYELYAYEV	Toyota MR2 Roadster	7	17:13.514	39.808	0.438	72.39	2:24.826	6	16	0
17	16	C	9	Danial FARMER	Toyota MR2 Roadster	7	17:24.678	50.972	11.164	71.61	2:24.789	3	15	-2
18	51	C	10	Andrew STRANGE	Toyota MR2 Roadster	7	17:27.570	53.864	2.892	71.41	2:26.055	4	23	5
19	67	B	9	Simon QUINN	Toyota MR2	7	17:31.425	57.719	3.855	71.15	2:27.275	7	20	1
20	30	C	11	Andy WILLIAMS	Toyota MR2 Roadster	7	17:32.304	58.598	0.879	71.09	2:27.458	6	22	2
21	8	C	12	Edward OKANE	Toyota MR2 Roadster	7	17:34.184	1:00.478	1.880	70.97	2:26.457	7	21	0
22	17	C	13	Maxine NICHOLLS	Toyota MR2 Roadster	7	17:47.635	1:13.929	13.451	70.07	2:28.007	4	18	-4
23	36	C	14	Nick LEAR	Toyota MR2 Roadster	7	17:53.365	1:19.659	5.730	69.70	2:29.971	2	24	1
24	47	B	10	Richard DALES	Toyota MR2	7	17:56.195	1:22.489	2.830	69.51	2:30.154	4	27	3
25	83	C	15	Jason CROSSLEY	Toyota MR2 Roadster	7	18:03.963	1:30.257	7.768	69.02	2:31.725	5	25	0
26	20	C	16	Patrick STONER	Toyota MR2 Roadster	7	18:14.084	1:40.378	10.121	68.38	2:32.747	2	26	0
27	3	A	1	Martin COLLINS	Toyota MR2	7	19:01.473	2:27.767	47.389	65.54	2:39.139	2	28	1

NOT CLASSIFIED

DNF	12	B		Aaron LAVERTY	Toyota MR2	5	12:30.817	2 Laps	2 Laps	71.17	2:26.567	4	17	
-----	----	---	--	---------------	------------	---	-----------	--------	--------	-------	----------	---	----	--

FASTEST LAP

11	C			Adam LOCKWOOD	Toyota MR2 Roadster	4	2:19.433			76.65 mph	123.36 kph			
26	B			Paul COOK	Toyota MR2	7	2:19.777			76.46 mph	123.05 kph			
3	A			Martin COLLINS	Toyota MR2	2	2:39.139			67.16 mph	108.08 kph			

Comments:

* Cars 24, 65 - 5 second penalty applied for exceeding track limits

Weather / Track : Bright / Dry

These results are provisional until the conclusion of any judicial and technical matters.

Date: 23/06/2024 Start: 16:58 Finish: 17:15

Snetterton 300: 2.9689 miles

Clerk Of Course: Lynne Spurr

Stewards:

Timekeeper: Rob Cook



Toyota MR2 Championship

RACE 20 - LAP ANALYSIS

DIFF = Difference To Personal Best Lap

P1 11 Adam LOCKWOOD				
LAP	LAP TIME	DIFF	MPH	TIME OF DAY
1 -	2:28.939	9.506	71.76	17:01:15.456
2 -	2:21.303	1.870	75.63	17:03:36.759
3 -	2:20.801	1.368	75.90	17:05:57.560
4 -	2:19.433 (1)		76.65	17:08:16.993
5 -	2:20.663 (3)	1.230	75.98	17:10:37.656
6 -	2:22.200	2.767	75.16	17:12:59.856
7 -	2:20.367 (2)	0.934	76.14	17:15:20.223

P2 82 Andrew RUTHVEN				
LAP	LAP TIME	DIFF	MPH	TIME OF DAY
1 -	2:27.815	7.044	72.30	17:01:14.332
2 -	2:22.094	1.323	75.21	17:03:36.426
3 -	2:20.900 (2)	0.129	75.85	17:05:57.326
4 -	2:20.771 (1)		75.92	17:08:18.097
5 -	2:20.981 (3)	0.210	75.81	17:10:39.078
6 -	2:21.177	0.406	75.70	17:13:00.255
7 -	2:21.887	1.116	75.32	17:15:22.142

P3 27 Shaun TRAYNOR				
LAP	LAP TIME	DIFF	MPH	TIME OF DAY
1 -	2:28.717	8.675	71.86	17:01:15.234
2 -	2:21.439	1.397	75.56	17:03:36.673
3 -	2:22.157	2.115	75.18	17:05:58.830
4 -	2:20.042 (1)		76.32	17:08:18.872
5 -	2:20.823 (2)	0.781	75.89	17:10:39.695
6 -	2:21.095 (3)	1.053	75.75	17:13:00.790
7 -	2:21.378	1.336	75.59	17:15:22.168

P4 84 Neil STRATTON				
LAP	LAP TIME	DIFF	MPH	TIME OF DAY
1 -	2:29.646	9.341	71.42	17:01:16.163
2 -	2:20.870 (3)	0.565	75.87	17:03:37.033
3 -	2:22.882	2.577	74.80	17:05:59.915
4 -	2:20.305 (1)		76.17	17:08:20.220
5 -	2:20.402 (2)	0.097	76.12	17:10:40.622
6 -	2:21.394	1.089	75.59	17:13:02.016
7 -	2:20.988	0.683	75.80	17:15:23.004

P5 26 Paul COOK				
LAP	LAP TIME	DIFF	MPH	TIME OF DAY
1 -	2:28.444	8.667	72.00	17:01:14.961
2 -	2:21.222	1.445	75.68	17:03:36.183
3 -	2:20.216 (2)	0.439	76.22	17:05:56.399
4 -	2:20.324 (3)	0.547	76.16	17:08:16.723
5 -	2:20.659	0.882	75.98	17:10:37.382
6 -	2:26.542	6.765	72.93	17:13:03.924
7 -	2:19.777 (1)		76.46	17:15:23.701

P6 31 Ben ROWE				
LAP	LAP TIME	DIFF	MPH	TIME OF DAY
1 -	2:33.124	12.822	69.80	17:01:19.641
2 -	2:20.790 (2)	0.488	75.91	17:03:40.431
3 -	2:21.436	1.134	75.56	17:06:01.867
4 -	2:20.302 (1)		76.17	17:08:22.169
5 -	2:22.206	1.904	75.15	17:10:44.375
6 -	2:23.973	3.671	74.23	17:13:08.348
7 -	2:21.228 (3)	0.926	75.67	17:15:29.576

DIFF = Difference To Personal Best Lap

P7 69 Daniel BRYANT				
LAP	LAP TIME	DIFF	MPH	TIME OF DAY
1 -	2:33.487	12.782	69.63	17:01:20.004
2 -	2:20.934 (2)	0.229	75.83	17:03:40.938
3 -	2:21.605 (3)	0.900	75.47	17:06:02.543
4 -	2:20.705 (1)		75.96	17:08:23.248
5 -	2:21.779	1.074	75.38	17:10:45.027
6 -	2:25.745	5.040	73.33	17:13:10.772
7 -	2:22.189	1.484	75.16	17:15:32.961

P8 78 Jim MEW				
LAP	LAP TIME	DIFF	MPH	TIME OF DAY
1 -	2:32.068	10.481	70.28	17:01:18.585
2 -	2:21.587 (1)		75.48	17:03:40.172
3 -	2:21.995 (2)	0.408	75.27	17:06:02.167
4 -	2:24.012	2.425	74.21	17:08:26.179
5 -	2:22.318 (3)	0.731	75.09	17:10:48.497
6 -	2:23.685	2.098	74.38	17:13:12.182
7 -	2:22.429	0.842	75.04	17:15:34.611

P9 9 Timothy HERON				
LAP	LAP TIME	DIFF	MPH	TIME OF DAY
1 -	2:33.893	12.642	69.45	17:01:20.410
2 -	2:21.251 (1)		75.66	17:03:41.661
3 -	2:21.264 (2)	0.013	75.66	17:06:02.925
4 -	2:22.991	1.740	74.74	17:08:25.916
5 -	2:24.772	3.521	73.82	17:10:50.688
6 -	2:22.627	1.376	74.93	17:13:13.315
7 -	2:21.428 (3)	0.177	75.57	17:15:34.743

P10 2 Darren ALDWORTH				
LAP	LAP TIME	DIFF	MPH	TIME OF DAY
1 -	2:34.417	13.382	69.21	17:01:20.934
2 -	2:22.302 (3)	1.267	75.10	17:03:43.236
3 -	2:23.010	1.975	74.73	17:06:06.246
4 -	2:23.565	2.530	74.44	17:08:29.811
5 -	2:22.768	1.733	74.86	17:10:52.579
6 -	2:21.787 (2)	0.752	75.38	17:13:14.366
7 -	2:21.035 (1)		75.78	17:15:35.401

P11 24 Sam HARPER				
LAP	LAP TIME	DIFF	MPH	TIME OF DAY
1 -	2:29.984	8.864	71.26	17:01:16.501
2 -	2:21.120 (1)		75.73	17:03:37.621
3 -	2:22.712	1.592	74.89	17:06:00.333
4 -	2:21.542 (2)	0.422	75.51	17:08:21.875
5 -	2:22.478	1.358	75.01	17:10:44.353
6 -	2:26.085	4.965	73.16	17:13:10.438
7 -	2:22.054 (3)	0.934	75.23	17:15:32.492

P12 65 Vere OLDRIDGE				
LAP	LAP TIME	DIFF	MPH	TIME OF DAY
1 -	2:31.155	9.662	70.70	17:01:17.672
2 -	2:22.001 (3)	0.508	75.26	17:03:39.673
3 -	2:21.984 (2)	0.491	75.27	17:06:01.657
4 -	2:23.009	1.516	74.73	17:08:24.666
5 -	2:21.493 (1)		75.53	17:10:46.159
6 -	2:27.377	5.884	72.52	17:13:13.536
7 -	2:23.268	1.775	74.60	17:15:36.804

Toyota MR2 Championship

RACE 20 - LAP ANALYSIS

DIFF = Difference To Personal Best Lap

P13 15 Gavin ALDWORTH				
LAP	LAP TIME	DIFF	MPH	TIME OF DAY
1 -	2:36.635	12.724	68.23	17:01:23.152
2 -	2:24.562	0.651	73.93	17:03:47.714
3 -	2:23.911 (1)		74.26	17:06:11.625
4 -	2:24.841	0.930	73.79	17:08:36.466
5 -	2:24.366	0.455	74.03	17:11:00.832
6 -	2:24.272 (3)	0.361	74.08	17:13:25.104
7 -	2:24.012 (2)	0.101	74.21	17:15:49.116

P14 59 Andrew BARANOWSKI				
LAP	LAP TIME	DIFF	MPH	TIME OF DAY
1 -	2:38.706	15.922	67.34	17:01:25.223
2 -	2:24.755	1.971	73.83	17:03:49.978
3 -	2:22.784 (1)		74.85	17:06:12.762
4 -	2:23.598 (3)	0.814	74.43	17:08:36.360
5 -	2:22.976 (2)	0.192	74.75	17:10:59.336
6 -	2:25.272	2.488	73.57	17:13:24.608
7 -	2:29.181	6.397	71.64	17:15:53.789

P15 87 Neale HURREN				
LAP	LAP TIME	DIFF	MPH	TIME OF DAY
1 -	2:38.482	14.264	67.44	17:01:24.999
2 -	2:25.778	1.560	73.31	17:03:50.777
3 -	2:24.218 (1)		74.11	17:06:14.995
4 -	2:25.420 (2)	1.202	73.49	17:08:40.415
5 -	2:25.618 (3)	1.400	73.39	17:11:06.033
6 -	2:26.618	2.400	72.89	17:13:32.651
7 -	2:26.942	2.724	72.73	17:15:59.593

P16 88 Sergiy BYELYAYEV				
LAP	LAP TIME	DIFF	MPH	TIME OF DAY
1 -	2:37.735	12.909	67.75	17:01:24.252
2 -	2:24.850 (2)	0.024	73.78	17:03:49.102
3 -	2:25.145 (3)	0.319	73.63	17:06:14.247
4 -	2:27.529	2.703	72.44	17:08:41.776
5 -	2:27.129	2.303	72.64	17:11:08.905
6 -	2:24.826 (1)		73.79	17:13:33.731
7 -	2:26.300	1.474	73.05	17:16:00.031

P17 16 Danial FARMER				
LAP	LAP TIME	DIFF	MPH	TIME OF DAY
1 -	2:39.214	14.425	67.13	17:01:25.731
2 -	2:25.949 (3)	1.160	73.23	17:03:51.680
3 -	2:24.789 (1)		73.81	17:06:16.469
4 -	2:25.558 (2)	0.769	73.42	17:08:42.027
5 -	2:35.583	10.794	68.69	17:11:17.610
6 -	2:26.252	1.463	73.07	17:13:43.862
7 -	2:27.333	2.544	72.54	17:16:11.195

P18 51 Andrew STRANGE				
LAP	LAP TIME	DIFF	MPH	TIME OF DAY
1 -	2:42.376	16.321	65.82	17:01:28.893
2 -	2:29.048	2.993	71.70	17:03:57.941
3 -	2:27.095 (2)	1.040	72.66	17:06:25.036
4 -	2:26.055 (1)		73.17	17:08:51.091
5 -	2:28.151	2.096	72.14	17:11:19.242
6 -	2:27.263 (3)	1.208	72.57	17:13:46.505
7 -	2:27.582	1.527	72.42	17:16:14.087

DIFF = Difference To Personal Best Lap

P19 67 Simon QUINN				
LAP	LAP TIME	DIFF	MPH	TIME OF DAY
1 -	2:45.243	17.968	64.68	17:01:31.760
2 -	2:28.186	0.911	72.12	17:03:59.946
3 -	2:27.401 (3)	0.126	72.51	17:06:27.347
4 -	2:27.661	0.386	72.38	17:08:55.008
5 -	2:28.357	1.082	72.04	17:11:23.365
6 -	2:27.302 (2)	0.027	72.55	17:13:50.667
7 -	2:27.275 (1)		72.57	17:16:17.942

P20 30 Andy WILLIAMS				
LAP	LAP TIME	DIFF	MPH	TIME OF DAY
1 -	2:41.475	14.017	66.19	17:01:27.992
2 -	2:30.397	2.939	71.06	17:03:58.389
3 -	2:27.651 (3)	0.193	72.38	17:06:26.040
4 -	2:28.479	1.021	71.98	17:08:54.519
5 -	2:29.226	1.768	71.62	17:11:23.745
6 -	2:27.458 (1)		72.48	17:13:51.203
7 -	2:27.618 (2)	0.160	72.40	17:16:18.821

P21 8 Edward OKANE				
LAP	LAP TIME	DIFF	MPH	TIME OF DAY
1 -	2:43.386	16.929	65.41	17:01:29.903
2 -	2:31.701	5.244	70.45	17:04:01.604
3 -	2:29.292	2.835	71.59	17:06:30.896
4 -	2:27.664 (3)	1.207	72.38	17:08:58.560
5 -	2:27.216 (2)	0.759	72.60	17:11:25.776
6 -	2:28.468	2.011	71.98	17:13:54.244
7 -	2:26.457 (1)		72.97	17:16:20.701

P22 17 Maxine NICHOLLS				
LAP	LAP TIME	DIFF	MPH	TIME OF DAY
1 -	2:43.328	15.321	65.43	17:01:29.845
2 -	2:29.784	1.777	71.35	17:03:59.629
3 -	2:28.327 (3)	0.320	72.05	17:06:27.956
4 -	2:28.007 (1)		72.21	17:08:55.963
5 -	2:28.128 (2)	0.121	72.15	17:11:24.091
6 -	2:41.543	13.536	66.16	17:14:05.634
7 -	2:28.518	0.511	71.96	17:16:34.152

P23 36 Nick LEAR				
LAP	LAP TIME	DIFF	MPH	TIME OF DAY
1 -	2:42.875	12.904	65.62	17:01:29.392
2 -	2:29.971 (1)		71.26	17:03:59.363
3 -	2:32.477	2.506	70.09	17:06:31.840
4 -	2:31.705 (3)	1.734	70.45	17:09:03.545
5 -	2:31.937	1.966	70.34	17:11:35.482
6 -	2:33.336	3.365	69.70	17:14:08.818
7 -	2:31.064 (2)	1.093	70.75	17:16:39.882

P24 47 Richard DALES				
LAP	LAP TIME	DIFF	MPH	TIME OF DAY
1 -	2:46.025	15.871	64.37	17:01:32.542
2 -	2:32.973	2.819	69.86	17:04:05.515
3 -	2:31.413 (3)	1.259	70.58	17:06:36.928
4 -	2:30.154 (1)		71.18	17:09:07.082
5 -	2:31.622	1.468	70.49	17:11:38.704
6 -	2:33.038	2.884	69.83	17:14:11.742
7 -	2:30.970 (2)	0.816	70.79	17:16:42.712

Toyota MR2 Championship

RACE 20 - LAP ANALYSIS

DIFF = Difference To Personal Best Lap

P25 83 Jason CROSSLEY				
LAP	LAP TIME	DIFF	MPH	TIME OF DAY
1 -	2:47.072	15.347	63.97	17:01:33.589
2 -	2:32.671 (3)	0.946	70.00	17:04:06.260
3 -	2:32.903	1.178	69.90	17:06:39.163
4 -	2:33.922	2.197	69.43	17:09:13.085
5 -	2:31.725 (1)		70.44	17:11:44.810
6 -	2:33.919	2.194	69.43	17:14:18.729
7 -	2:31.751 (2)	0.026	70.43	17:16:50.480

P26 20 Patrick STONER				
LAP	LAP TIME	DIFF	MPH	TIME OF DAY
1 -	2:45.632	12.885	64.52	17:01:32.149
2 -	2:32.747 (1)		69.97	17:04:04.896
3 -	2:34.017 (2)	1.270	69.39	17:06:38.913
4 -	2:35.883	3.136	68.56	17:09:14.796
5 -	2:34.840 (3)	2.093	69.02	17:11:49.636
6 -	2:36.066	3.319	68.48	17:14:25.702
7 -	2:34.899	2.152	69.00	17:17:00.601

P27 3 Martin COLLINS				
LAP	LAP TIME	DIFF	MPH	TIME OF DAY
1 -	2:50.922	11.783	62.53	17:01:37.439
2 -	2:39.139 (1)		67.16	17:04:16.578
3 -	2:41.043 (2)	1.904	66.36	17:06:57.621
4 -	2:43.687	4.548	65.29	17:09:41.308
5 -	2:43.576	4.437	65.34	17:12:24.884
6 -	2:41.592	2.453	66.14	17:15:06.476
7 -	2:41.514 (3)	2.375	66.17	17:17:47.990

P28 12 Aaron LAVERTY				
LAP	LAP TIME	DIFF	MPH	TIME OF DAY
1 -	2:41.967	15.400	65.98	17:01:28.484
2 -	2:28.316	1.749	72.06	17:03:56.800
3 -	2:26.970 (2)	0.403	72.72	17:06:23.770
4 -	2:26.567 (1)		72.92	17:08:50.337
5 -	2:26.997 (3)	0.430	72.70	17:11:17.334

Toyota MR2 Championship

RACE 20 - LAP CHART

LAP 1 @ 17:01:14.332			LAP 2 @ 17:03:36.183			LAP 3 @ 17:05:56.399			LAP 4 @ 17:08:16.723			LAP 5 @ 17:10:37.382		
NO	BEHIND	LAP TIME	NO	BEHIND	LAP TIME	NO	BEHIND	LAP TIME	NO	BEHIND	LAP TIME	NO	BEHIND	LAP TIME
82		2:27.815	26		2:21.222	26		2:20.216	26		2:20.324	26		2:20.659
26	0.629	2:28.444	82	0.243	2:22.094	82	0.927	2:20.900	11	0.270	2:19.433	11	0.274	2:20.663
27	0.902	2:28.717	27	0.490	2:21.439	11	1.161	2:20.801	82	1.374	2:20.771	82	1.696	2:20.981
11	1.124	2:28.939	11	0.576	2:21.303	27	2.431	2:22.157	27	2.149	2:20.042	27	2.313	2:20.823
84	1.831	2:29.646	84	0.850	2:20.870	84	3.516	2:22.882	84	3.497	2:20.305	84	3.240	2:20.402
24	2.169	2:29.984	24	1.438	2:21.120	24	3.934	2:22.712	24	5.152	2:21.542	24	6.971	2:22.478
65	3.340	2:31.155	65	3.490	2:22.001	65	5.258	2:21.984	31	5.446	2:20.302	31	6.993	2:22.206
78	4.253	2:32.068	78	3.989	2:21.587	31	5.468	2:21.436	69	6.525	2:20.705	69	7.645	2:21.779
31	5.309	2:33.124	31	4.248	2:20.790	78	5.768	2:21.995	65	7.943	2:23.009	65	8.777	2:21.493
69	5.672	2:33.487	69	4.755	2:20.934	69	6.144	2:21.605	9	9.193	2:22.991	78	11.115	2:22.318
9	6.078	2:33.893	9	5.478	2:21.251	9	6.526	2:21.264	78	9.456	2:24.012	9	13.306	2:24.772
2	6.602	2:34.417	2	7.053	2:22.302	2	9.847	2:23.010	2	13.088	2:23.565	2	15.197	2:22.768
15	8.820	2:36.635	15	11.531	2:24.562	15	15.226	2:23.911	59	19.637	2:23.598	59	21.954	2:22.976
88	9.920	2:37.735	88	12.919	2:24.850	59	16.363	2:22.784	15	19.743	2:24.841	15	23.450	2:24.366
87	10.667	2:38.482	59	13.795	2:24.755	88	17.848	2:25.145	87	23.692	2:25.420	87	28.651	2:25.618
59	10.891	2:38.706	87	14.594	2:25.778	87	18.596	2:24.218	88	25.053	2:27.529	88	31.523	2:27.129
16	11.399	2:39.214	16	15.497	2:25.949	16	20.070	2:24.789	16	25.304	2:25.558	12	39.952	2:26.997
30	13.660	2:41.475	12	20.617	2:28.316	12	27.371	2:26.970	12	33.614	2:26.567	16	40.228	2:35.583
12	14.152	2:41.967	51	21.758	2:29.048	51	28.637	2:27.095	51	34.368	2:26.055	51	41.860	2:28.151
51	14.561	2:42.376	30	22.206	2:30.397	30	29.641	2:27.651	30	37.796	2:28.479	67	45.983	2:28.357
36	15.060	2:42.875	36	23.180	2:29.971	67	30.948	2:27.401	67	38.285	2:27.661	30	46.363	2:29.226
17	15.513	2:43.328	17	23.446	2:29.784	17	31.557	2:28.327	17	39.240	2:28.007	17	46.709	2:28.128
8	15.571	2:43.386	67	23.763	2:28.186	8	34.497	2:29.292	8	41.837	2:27.664	8	48.394	2:27.216
67	17.428	2:45.243	8	25.421	2:31.701	36	35.441	2:32.477	36	46.822	2:31.705	36	58.100	2:31.937
20	17.817	2:45.632	20	28.713	2:32.747	47	40.529	2:31.413	47	50.359	2:30.154	47	1:01.322	2:31.622
47	18.210	2:46.025	47	29.332	2:32.973	20	42.514	2:34.017	83	56.362	2:33.922	83	1:07.428	2:31.725
83	19.257	2:47.072	83	30.077	2:32.671	83	42.764	2:32.903	20	58.073	2:35.883	20	1:12.254	2:34.840
3	23.107	2:50.922	3	40.395	2:39.139	3	1:01.222	2:41.043	3	1:24.585	2:43.687	3	1:47.502	2:43.576

Toyota MR2 Championship

RACE 20 - LAP CHART

LAP 6 @ 17:12:59.856			LAP 7 @ 17:15:20.223		
NO	BEHIND	LAP TIME	NO	BEHIND	LAP TIME
11		2:22.200	11		2:20.367
82	0.399	2:21.177	82	1.919	2:21.887
27	0.934	2:21.095	27	1.945	2:21.378
84	2.160	2:21.394	84	2.781	2:20.988
26	4.068	2:26.542	26	3.478	2:19.777
31	8.492	2:23.973	31	9.353	2:21.228
24	10.582	2:26.085	24	12.269	2:22.054
69	10.916	2:25.745	69	12.738	2:22.189
78	12.326	2:23.685	78	14.388	2:22.429
9	13.459	2:22.627	9	14.520	2:21.428
65	13.680	2:27.377	2	15.178	2:21.035
2	14.510	2:21.787	65	16.581	2:23.268
59	24.752	2:25.272	15	28.893	2:24.012
15	25.248	2:24.272	59	33.566	2:29.181
87	32.795	2:26.618	87	39.370	2:26.942
88	33.875	2:24.826	88	39.808	2:26.300
16	44.006	2:26.252	16	50.972	2:27.333
51	46.649	2:27.263	51	53.864	2:27.582
67	50.811	2:27.302	67	57.719	2:27.275
30	51.347	2:27.458	30	58.598	2:27.618
8	54.388	2:28.468	8	1:00.478	2:26.457
17	1:05.778	2:41.543	17	1:13.929	2:28.518
36	1:08.962	2:33.336	36	1:19.659	2:31.064
47	1:11.886	2:33.038	47	1:22.489	2:30.970
83	1:18.873	2:33.919	83	1:30.257	2:31.751
20	1:25.846	2:36.066	20	1:40.378	2:34.899
3	2:06.620	2:41.592	3	2:27.767	2:41.514

Toyota MR2 Championship

RACE 20 - POSITION CHART

No	Name	Lap Pos	Lap						
			1	2	3	4	5	6	7
84	STRATTON	1	82	26	26	26	26	11	11
26	COOK	2	26	82	82	11	11	82	82
27	TRAYNOR	3	27	27	11	82	82	27	27
82	RUTHVEN	4	11	11	27	27	27	84	84
11	LOCKWOOD	5	84	84	84	84	84	26	26
31	ROWE	6	24	24	24	24	24	31	31
9	HERON	7	65	65	65	31	31	24	24
24	HARPER	8	78	78	31	69	69	69	69
65	OLDRIDGE	9	31	31	78	65	65	78	78
69	BRYANT	10	69	69	69	9	78	9	9
2	ALDWORTH	11	9	9	9	78	9	65	2
78	MEW	12	2	2	2	2	2	2	65
59	BARANOWSKI	13	15	15	15	59	59	59	15
15	ALDWORTH	14	88	88	59	15	15	15	59
16	FARMER	15	87	59	88	87	87	87	87
88	BYELYAYEV	16	59	87	87	88	88	88	88
12	LAVERTY	17	16	16	16	16	12	16	16
17	NICHOLLS	18	30	12	12	12	16	51	51
87	HURREN	19	12	51	51	51	51	67	67
67	QUINN	20	51	30	30	30	67	30	30
8	OKANE	21	36	36	67	67	30	8	8
30	WILLIAMS	22	17	17	17	17	17	17	17
51	STRANGE	23	8	67	8	8	8	36	36
36	LEAR	24	67	8	36	36	36	47	47
83	CROSSLEY	25	20	20	47	47	47	83	83
20	STONER	26	47	47	20	83	83	20	20
47	DALES	27	83	83	83	20	20	3	3
3	COLLINS	28	3	3	3	3	3		

Toyota MR2 Championship

RACE 20 - STATISTICS

Competitors Started 28
Planned Start 2024-06-23 @ 16:45:00.000
Actual Start 2024-06-23 @ 16:58:46.516
Finish Time 2024-06-23 @ 17:15:18.724
Track Length 2.9689mi.
Total Laps 194
Total Distance Covered 575.9688mi.

Session Fastest Lap History

NO	CL	NAME	LAP TIME	TIME OF DAY	LAP	VEHICLE
82	B	Andrew RUTHVEN	2:27.815	17:01:14.339	1	Toyota MR2
26	B	Paul COOK	2:21.222	17:03:36.184	2	Toyota MR2
84	C	Neil STRATTON	2:20.870	17:03:37.043	2	Toyota MR2 Roadster
31	B	Ben ROWE	2:20.790	17:03:40.367	2	Toyota MR2
26	B	Paul COOK	2:20.216	17:05:56.399	3	Toyota MR2
11	C	Adam LOCKWOOD	2:19.433	17:08:16.933	4	Toyota MR2 Roadster

Session Leader History

NO	CL	NAME	FROM LAP	LAPS LED	DISTANCE	VEHICLE
82	B	Andrew RUTHVEN	1	1	2.96 miles	Toyota MR2
26	B	Paul COOK	2	4	11.87 miles	Toyota MR2
11	C	Adam LOCKWOOD	6	2	5.93 miles	Toyota MR2 Roadster

Flag History

TYPE	TIME OF DAY
GREEN	16:58:46.516
FINISH	17:15:18.724

Flag Statistics

TYPE	COUNT	TOTAL LAPS	TOTAL TIME
Green	1	7	19:28.212
Red	0	0	0.000
Safety Car	0	0	0.000
FCY	0	0	0.000

Toyota MR2 Championship

RACE 20 - STATISTICS

CLASS : A

1 Starters

Fastest Lap History

NO	NAME	LAP TIME	TIME OF DAY	LAP	VEHICLE
3	Martin COLLINS	2:50.922	17:01:37.449	1	Toyota MR2
3	Martin COLLINS	2:39.139	17:04:16.587	2	Toyota MR2

Leader History

NO	NAME	FROM LAP	LAPS LED	DISTANCE	VEHICLE
3	Martin COLLINS	1	7	20.78 miles	Toyota MR2

Toyota MR2 Championship

RACE 20 - STATISTICS

CLASS : B

11 Starters

Fastest Lap History

NO	NAME	LAP TIME	TIME OF DAY	LAP	VEHICLE
82	Andrew RUTHVEN	2:27.815	17:01:14.339	1	Toyota MR2
26	Paul COOK	2:21.222	17:03:36.184	2	Toyota MR2
24	Sam HARPER	2:21.120	17:03:37.632	2	Toyota MR2
31	Ben ROWE	2:20.790	17:03:40.367	2	Toyota MR2
26	Paul COOK	2:20.216	17:05:56.399	3	Toyota MR2
26	Paul COOK	2:19.777	17:15:23.701	7	Toyota MR2

Leader History

NO	NAME	FROM LAP	LAPS LED	DISTANCE	VEHICLE
82	Andrew RUTHVEN	1	1	2.96 miles	Toyota MR2
26	Paul COOK	2	4	11.87 miles	Toyota MR2
82	Andrew RUTHVEN	6	2	5.93 miles	Toyota MR2

Toyota MR2 Championship

RACE 20 - STATISTICS

CLASS : C

16 Starters

Fastest Lap History

NO	NAME	LAP TIME	TIME OF DAY	LAP	VEHICLE
27	Shaun TRAYNOR	2:28.717	17:01:15.163	1	Toyota MR2 Roadster
27	Shaun TRAYNOR	2:21.439	17:03:36.600	2	Toyota MR2 Roadster
11	Adam LOCKWOOD	2:21.303	17:03:36.759	2	Toyota MR2 Roadster
84	Neil STRATTON	2:20.870	17:03:37.043	2	Toyota MR2 Roadster
11	Adam LOCKWOOD	2:20.801	17:05:57.579	3	Toyota MR2 Roadster
11	Adam LOCKWOOD	2:19.433	17:08:16.933	4	Toyota MR2 Roadster

Leader History

NO	NAME	FROM LAP	LAPS LED	DISTANCE	VEHICLE
27	Shaun TRAYNOR	1	2	5.93 miles	Toyota MR2 Roadster
11	Adam LOCKWOOD	3	5	14.84 miles	Toyota MR2 Roadster