



# TOYOTA MR2 CHAMPIONSHIP



750 Motor Club Race Meeting  
Silverstone International  
17<sup>th</sup> August 2024



Timing & Results Provided by Timing Solutions Ltd

[www.tsl-timing.com](http://www.tsl-timing.com)

# Toyota MR2 Championship

## QUALIFYING - RACE 1 - CLASSIFICATION

POS	NO	CL	PIC	NAME	ENTRY	TIME	ON	LAPS	GAP	DIFF	MPH
1	11	C	1	Adam LOCKWOOD	Toyota MR2 Roadster	1:20.546	9	9			82.72
2	27	C	2	Shaun TRAYNOR	Toyota MR2 Roadster	1:20.576	4	9	0.030	0.030	82.69
3	82	B	1	Andrew RUTHVEN	Toyota MR2	1:21.125	4	9	0.579	0.549	82.13
4	84	C	3	Neil STRATTON	Toyota MR2 Roadster	1:21.436	3	9	0.890	0.311	81.82
5	2	C	4	Darren ALDWORTH	Toyota MR2 Roadster	1:21.873	5	9	1.327	0.437	81.38
6	31	B	2	Ben ROWE	Toyota MR2	1:21.951	6	9	1.405	0.078	81.30
7	26	B	3	Paul COOK	Toyota MR2	1:22.230	4	7	1.684	0.279	81.03
8	78	C	5	Jim MEW	Toyota MR2 Roadster	1:22.347	4	9	1.801	0.117	80.91
9	69	B	4	Daniel BRYANT	Toyota MR2	1:22.409	4	9	1.863	0.062	80.85
10	79	C	6	Jonathan GRIMES	Toyota MR2 Roadster	1:22.793	5	9	2.247	0.384	80.48
11	59	C	7	Andrew BARANOWSKI	Toyota MR2 Roadster	1:22.904	6	9	2.358	0.111	80.37
12	4	C	8	Peter HIGTON	Toyota MR2 Roadster	1:23.036	3	9	2.490	0.132	80.24
13	9	B	5	Timothy HERON	Toyota MR2	1:23.076	3	9	2.530	0.040	80.20
14	65	B	6	Vere OLDRIDGE	Toyota MR2	1:23.191	5	9	2.645	0.115	80.09
15	51	C	9	Andrew STRANGE	Toyota MR2 Roadster	1:23.527	4	9	2.981	0.336	79.77
16	47	B	7	Richard DALES	Toyota MR2	1:23.843	3	8	3.297	0.316	79.47
17	83	C	10	Jason CROSSLEY	Toyota MR2 Roadster	1:25.307	3	8	4.761	1.464	78.10
18	20	C	11	Patrick STONER	Toyota MR2 Roadster	1:25.397	4	9	4.851	0.090	78.02
19	46	B	8	Michele SANTAMBROGIO	Toyota MR2	1:25.845	6	8	5.299	0.448	77.61
20	5	C	12	Iain LEADBETTER	Toyota MR2 Roadster	1:26.300	8	8	5.754	0.455	77.21
21	30	C	13	Andy WILLIAMS	Toyota MR2 Roadster	1:26.462	4	8	5.916	0.162	77.06
22	76	C	14	Martin AUGER	Toyota MR2 Roadster	1:26.711	7	8	6.165	0.249	76.84
23	17	C	15	Maxine NICHOLLS	Toyota MR2 Roadster	1:26.920	9	9	6.374	0.209	76.65
24	86	C	16	Philp O'HALLORAN	Toyota MR2 Roadster	1:27.144	6	8	6.598	0.224	76.46
25	8	C	17	Edward OKANE	Toyota MR2 Roadster	1:27.225	5	8	6.679	0.081	76.39
26	35	C	18	Richard BROWN	Toyota MR2 Roadster	1:27.872	2	8	7.326	0.647	75.82
27	3	A	1	Martin COLLINS	Toyota MR2	1:29.704	6	8	9.158	1.832	74.28
28	53	C	19	Christopher SCOTT	Toyota MR2 Roadster	1:31.651	2	4	11.105	1.947	72.70
29	94	C	20	Joseph JONES	Toyota MR2 Roadster	1:37.301	1	4	16.755	5.650	68.48
30	12	B	9	Aaron LAVERTY	Toyota MR2			0			

### Comments:

\*No. 3 - no side numbers, please fit before your race

Weather / Track : Cloudy / Dry

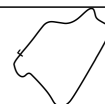
These results are provisional until the conclusion of any judicial and technical matters.

Date: 17/08/2024 Start: 09:01 Finish: 09:16  
Silverstone International: 1.8508 miles

Clerk Of Course: Lynne Spurr

Stewards:

Timekeeper: Stewart Burr



# Toyota MR2 Championship

## QUALIFYING - RACE 1 - LAP ANALYSIS

DIFF = Difference To Personal Best Lap

P1 11 Adam LOCKWOOD				
LAP	LAP TIME	DIFF	MPH	TIME OF DAY
1 -	1:22.615	2.069	80.65	09:05:59.646
2 -	1:22.181	1.635	81.07	09:07:21.827
3 -	1:20.948 (2)	0.402	82.31	09:08:42.775
4 -	1:21.241	0.695	82.01	09:10:04.016
5 -	1:21.444	0.898	81.81	09:11:25.460
6 -	1:21.771	1.225	81.48	09:12:47.231
7 -	1:21.240 (3)	0.694	82.01	09:14:08.471
8 -	1:24.090	3.544	79.23	09:15:32.561
9 -	<b>1:20.546 (1)</b>		<b>82.72</b>	<b>09:16:53.107</b>

P2 27 Shaun TRAYNOR				
LAP	LAP TIME	DIFF	MPH	TIME OF DAY
1 -	1:21.074 (2)	0.498	82.18	09:06:01.397
2 -	1:24.078	3.502	79.25	09:07:25.475
3 -	1:21.183 (3)	0.607	82.07	09:08:46.658
4 -	<b>1:20.576 (1)</b>		<b>82.69</b>	<b>09:10:07.234</b>
5 -	1:23.454	2.878	79.84	09:11:30.688
6 -	1:26.299	5.723	77.21	09:12:56.987
7 -	1:26.091	5.515	77.39	09:14:23.078
8 -	1:26.570	5.994	76.96	09:15:49.648
9 -	1:22.324	1.748	80.93	09:17:11.972

P3 82 Andrew RUTHVEN				
LAP	LAP TIME	DIFF	MPH	TIME OF DAY
1 -	1:22.683	1.558	80.58	09:06:03.945
2 -	1:24.219	3.094	79.11	09:07:28.164
3 -	1:21.413 (2)	0.288	81.84	09:08:49.577
4 -	<b>1:21.125 (1)</b>		<b>82.13</b>	<b>09:10:10.702</b>
5 -	1:22.632	1.507	80.63	09:11:33.334
6 -	1:22.541 (3)	1.416	80.72	09:12:55.875
7 -	1:23.112	1.987	80.17	09:14:18.987
8 -	1:38.268	17.143	67.80	09:15:57.255
9 -	1:44.641 P	23.516	63.67	09:17:41.896

P4 84 Neil STRATTON				
LAP	LAP TIME	DIFF	MPH	TIME OF DAY
1 -	1:23.979	2.543	79.34	09:06:05.118
2 -	1:24.226	2.790	79.11	09:07:29.344
3 -	<b>1:21.436 (1)</b>		<b>81.82</b>	<b>09:08:50.780</b>
4 -	1:21.474 (2)	0.038	81.78	09:10:12.254
5 -	1:22.954 (3)	1.518	80.32	09:11:35.208
6 -	1:22.960	1.524	80.31	09:12:58.168
7 -	1:23.867	2.431	79.44	09:14:22.035
8 -	1:28.043	6.607	75.68	09:15:50.078
9 -	1:23.298	1.862	79.99	09:17:13.376

P5 2 Darren ALDWORTH				
LAP	LAP TIME	DIFF	MPH	TIME OF DAY
1 -	1:23.241	1.368	80.04	09:06:14.787
2 -	1:23.166	1.293	80.11	09:07:37.953
3 -	1:23.367	1.494	79.92	09:09:01.320
4 -	1:23.777	1.904	79.53	09:10:25.097
5 -	<b>1:21.873 (1)</b>		<b>81.38</b>	<b>09:11:46.970</b>
6 -	1:22.428 (2)	0.555	80.83	09:13:09.398
7 -	1:23.760	1.887	79.55	09:14:33.158
8 -	1:23.096	1.223	80.18	09:15:56.254
9 -	1:22.893 (3)	1.020	80.38	09:17:19.147

DIFF = Difference To Personal Best Lap

P6 31 Ben ROWE				
LAP	LAP TIME	DIFF	MPH	TIME OF DAY
1 -	1:23.435	1.484	79.86	09:06:06.271
2 -	1:25.719	3.768	77.73	09:07:31.990
3 -	1:22.400 (3)	0.449	80.86	09:08:54.390
4 -	1:23.232	1.281	80.05	09:10:17.622
5 -	1:28.062	6.111	75.66	09:11:45.684
6 -	<b>1:21.951 (1)</b>		<b>81.30</b>	<b>09:13:07.635</b>
7 -	1:22.398 (2)	0.447	80.86	09:14:30.033
8 -	1:25.236	3.285	78.17	09:15:55.269
9 -	1:22.463	0.512	80.80	09:17:17.732

P7 26 Paul COOK				
LAP	LAP TIME	DIFF	MPH	TIME OF DAY
1 -	1:22.945	0.715	80.33	09:06:34.691
2 -	1:22.510 (3)	0.280	80.75	09:07:57.201
3 -	1:22.341 (2)	0.111	80.92	09:09:19.542
4 -	<b>1:22.230 (1)</b>		<b>81.03</b>	<b>09:10:41.772</b>
5 -	1:22.564	0.334	80.70	09:12:04.336
6 -	1:27.771	5.541	75.91	09:13:32.107
7 -	1:26.831 P	4.601	76.73	09:14:58.938

P8 78 Jim MEW				
LAP	LAP TIME	DIFF	MPH	TIME OF DAY
1 -	1:23.502	1.155	79.79	09:06:05.760
2 -	1:27.135	4.788	76.47	09:07:32.895
3 -	1:22.976 (3)	0.629	80.30	09:08:55.871
4 -	<b>1:22.347 (1)</b>		<b>80.91</b>	<b>09:10:18.218</b>
5 -	1:23.016	0.669	80.26	09:11:41.234
6 -	1:23.204	0.857	80.08	09:13:04.438
7 -	1:23.546	1.199	79.75	09:14:27.984
8 -	1:24.173	1.826	79.16	09:15:52.157
9 -	1:22.596 (2)	0.249	80.67	09:17:14.753

P9 69 Daniel BRYANT				
LAP	LAP TIME	DIFF	MPH	TIME OF DAY
1 -	1:23.510 (3)	1.101	79.78	09:06:06.623
2 -	1:25.840	3.431	77.62	09:07:32.463
3 -	1:23.027 (2)	0.618	80.25	09:08:55.490
4 -	<b>1:22.409 (1)</b>		<b>80.85</b>	<b>09:10:17.899</b>
5 -	1:26.617	4.208	76.92	09:11:44.516
6 -	1:26.267	3.858	77.23	09:13:10.783
7 -	1:27.078	4.669	76.52	09:14:37.861
8 -	1:23.703	1.294	79.60	09:16:01.564
9 -	1:25.432	3.023	77.99	09:17:26.996

P10 79 Jonathan GRIMES				
LAP	LAP TIME	DIFF	MPH	TIME OF DAY
1 -	1:25.575	2.782	77.86	09:06:26.932
2 -	1:25.054	2.261	78.34	09:07:51.986
3 -	1:24.253	1.460	79.08	09:09:16.239
4 -	1:22.825 (2)	0.032	80.44	09:10:39.064
5 -	<b>1:22.793 (1)</b>		<b>80.48</b>	<b>09:12:01.857</b>
6 -	1:22.937 (3)	0.144	80.34	09:13:24.794
7 -	1:23.644	0.851	79.66	09:14:48.438
8 -	1:23.237	0.444	80.05	09:16:11.675
9 -	1:23.376	0.583	79.91	09:17:35.051

# Toyota MR2 Championship

## QUALIFYING - RACE 1 - LAP ANALYSIS

DIFF = Difference To Personal Best Lap

<b>P11 59 Andrew BARANOWSKI</b>				
LAP	LAP TIME	DIFF	MPH	TIME OF DAY
1 -	1:23.841	0.937	79.47	09:06:10.560
2 -	1:24.799	1.895	78.57	09:07:35.359
3 -	1:23.478 (3)	0.574	79.82	09:08:58.837
4 -	1:24.203	1.299	79.13	09:10:23.040
5 -	1:23.226 (2)	0.322	80.06	09:11:46.266
<b>6 -</b>	<b>1:22.904 (1)</b>		<b>80.37</b>	<b>09:13:09.170</b>
7 -	1:24.398	1.494	78.95	09:14:33.568
8 -	1:24.322	1.418	79.02	09:15:57.890
9 -	1:24.343	1.439	79.00	09:17:22.233

<b>P12 4 Peter HIGTON</b>				
LAP	LAP TIME	DIFF	MPH	TIME OF DAY
1 -	1:26.889	3.853	76.68	09:06:26.544
2 -	1:25.031	1.995	78.36	09:07:51.575
<b>3 -</b>	<b>1:23.036 (1)</b>		<b>80.24</b>	<b>09:09:14.611</b>
4 -	1:23.211	0.175	80.07	09:10:37.822
5 -	1:23.088 (3)	0.052	80.19	09:12:00.910
6 -	1:23.059 (2)	0.023	80.22	09:13:23.969
7 -	1:25.966	2.930	77.51	09:14:49.935
8 -	1:24.017	0.981	79.30	09:16:13.952
9 -	1:23.244	0.208	80.04	09:17:37.196

<b>P13 9 Timothy HERON</b>				
LAP	LAP TIME	DIFF	MPH	TIME OF DAY
1 -	1:24.468	1.392	78.88	09:06:13.068
2 -	1:26.368	3.292	77.14	09:07:39.436
<b>3 -</b>	<b>1:23.076 (1)</b>		<b>80.20</b>	<b>09:09:02.512</b>
4 -	1:23.757 (3)	0.681	79.55	09:10:26.269
5 -	1:25.340	2.264	78.07	09:11:51.609
6 -	1:24.757	1.681	78.61	09:13:16.366
7 -	1:23.808	0.732	79.50	09:14:40.174
8 -	1:23.480 (2)	0.404	79.81	09:16:03.654
9 -	1:26.981	3.905	76.60	09:17:30.635

<b>P14 65 Vere OLDRIDGE</b>				
LAP	LAP TIME	DIFF	MPH	TIME OF DAY
1 -	1:24.718	1.527	78.65	09:06:08.801
2 -	1:25.412	2.221	78.01	09:07:34.213
3 -	1:24.273	1.082	79.06	09:08:58.486
4 -	1:23.744 (3)	0.553	79.56	09:10:22.230
<b>5 -</b>	<b>1:23.191 (1)</b>		<b>80.09</b>	<b>09:11:45.421</b>
6 -	1:23.447 (2)	0.256	79.84	09:13:08.868
7 -	1:25.764	2.573	77.69	09:14:34.632
8 -	1:26.666	3.475	76.88	09:16:01.298
9 -	1:25.548	2.357	77.88	09:17:26.846

<b>P15 51 Andrew STRANGE</b>				
LAP	LAP TIME	DIFF	MPH	TIME OF DAY
1 -	1:26.407	2.880	77.11	09:06:20.930
2 -	1:26.714	3.187	76.84	09:07:47.644
3 -	1:24.166	0.639	79.16	09:09:11.810
<b>4 -</b>	<b>1:23.527 (1)</b>		<b>79.77</b>	<b>09:10:35.337</b>
5 -	1:24.611	1.084	78.75	09:11:59.948
6 -	1:24.655	1.128	78.71	09:13:24.603
7 -	1:25.939	2.412	77.53	09:14:50.542
8 -	1:24.148 (3)	0.621	79.18	09:16:14.690
9 -	1:23.558 (2)	0.031	79.74	09:17:38.248

DIFF = Difference To Personal Best Lap

<b>P16 47 Richard DALES</b>				
LAP	LAP TIME	DIFF	MPH	TIME OF DAY
1 -	1:32.160	8.317	72.30	09:06:52.989
2 -	1:25.174	1.331	78.23	09:08:18.163
<b>3 -</b>	<b>1:23.843 (1)</b>		<b>79.47</b>	<b>09:09:42.006</b>
4 -	1:25.170 (3)	1.327	78.23	09:11:07.176
5 -	1:37.605	13.762	68.26	09:12:44.781
6 -	1:25.866	2.023	77.60	09:14:10.647
7 -	1:32.448	8.605	72.07	09:15:43.095
8 -	1:25.130 (2)	1.287	78.27	09:17:08.225

<b>P17 83 Jason CROSSLEY</b>				
LAP	LAP TIME	DIFF	MPH	TIME OF DAY
1 -	1:32.336	7.029	72.16	09:06:53.884
2 -	1:26.076 (3)	0.769	77.41	09:08:19.960
<b>3 -</b>	<b>1:25.307 (1)</b>		<b>78.10</b>	<b>09:09:45.267</b>
4 -	1:26.015 (2)	0.708	77.46	09:11:11.282
5 -	1:27.131	1.824	76.47	09:12:38.413
6 -	1:27.574	2.267	76.08	09:14:05.987
7 -	1:29.415	4.108	74.52	09:15:35.402
8 -	1:27.370	2.063	76.26	09:17:02.772

<b>P18 20 Patrick STONER</b>				
LAP	LAP TIME	DIFF	MPH	TIME OF DAY
1 -	1:31.153	5.756	73.09	09:06:27.968
2 -	1:27.304	1.907	76.32	09:07:55.272
3 -	1:26.668 (3)	1.271	76.88	09:09:21.940
<b>4 -</b>	<b>1:25.397 (1)</b>		<b>78.02</b>	<b>09:10:47.337</b>
5 -	1:27.948	2.551	75.76	09:12:15.285
6 -	1:29.354	3.957	74.57	09:13:44.639
7 -	1:27.425	2.028	76.21	09:15:12.064
8 -	1:26.898	1.501	76.67	09:16:38.962
9 -	1:26.636 (2)	1.239	76.91	09:18:05.598

<b>P19 46 Michele SANTAMBROGIO</b>				
LAP	LAP TIME	DIFF	MPH	TIME OF DAY
1 -	1:33.535	7.690	71.23	09:07:13.263
2 -	1:27.588	1.743	76.07	09:08:40.851
3 -	1:27.140	1.295	76.46	09:10:07.991
4 -	1:26.935 (3)	1.090	76.64	09:11:34.926
5 -	1:27.415	1.570	76.22	09:13:02.341
<b>6 -</b>	<b>1:25.845 (1)</b>		<b>77.61</b>	<b>09:14:28.186</b>
7 -	1:28.817	2.972	75.02	09:15:57.003
8 -	1:26.386 (2)	0.541	77.13	09:17:23.389

<b>P20 5 Iain LEADBETTER</b>				
LAP	LAP TIME	DIFF	MPH	TIME OF DAY
1 -	1:37.011	10.711	68.68	09:07:10.009
2 -	1:30.314	4.014	73.77	09:08:40.323
3 -	1:28.217	1.917	75.53	09:10:08.540
4 -	1:27.317	1.017	76.31	09:11:35.857
5 -	1:29.023	2.723	74.84	09:13:04.880
6 -	1:26.358 (3)	0.058	77.15	09:14:31.238
7 -	1:26.329 (2)	0.029	77.18	09:15:57.567
<b>8 -</b>	<b>1:26.300 (1)</b>		<b>77.21</b>	<b>09:17:23.867</b>

<b>P21 30 Andy WILLIAMS</b>				
LAP	LAP TIME	DIFF	MPH	TIME OF DAY
1 -	1:31.254	4.792	73.01	09:06:33.980
2 -	1:29.379	2.917	74.55	09:08:03.359

# Toyota MR2 Championship

## QUALIFYING - RACE 1 - LAP ANALYSIS

DIFF = Difference To Personal Best Lap

3 -	1:27.520 (2)	1.058	76.13	09:09:30.879
<b>4 -</b>	<b>1:26.462 (1)</b>		<b>77.06</b>	<b>09:10:57.341</b>
5 -	1:30.832	4.370	73.35	09:12:28.173
6 -	1:31.489	5.027	72.83	09:13:59.662
7 -	1:28.627 (3)	2.165	75.18	09:15:28.289
8 -	1:28.675	2.213	75.14	09:16:56.964

### P22 76 Martin AUGER

LAP	LAP TIME	DIFF	MPH	TIME OF DAY
1 -	1:30.574	3.863	73.56	09:07:31.789
2 -	1:28.561	1.850	75.23	09:09:00.350
3 -	1:28.531	1.820	75.26	09:10:28.881
4 -	1:27.448 (3)	0.737	76.19	09:11:56.329
5 -	1:27.411 (2)	0.700	76.22	09:13:23.740
6 -	1:28.281	1.570	75.47	09:14:52.021
<b>7 -</b>	<b>1:26.711 (1)</b>		<b>76.84</b>	<b>09:16:18.732</b>
8 -	1:27.740	1.029	75.94	09:17:46.472

### P23 17 Maxine NICHOLLS

LAP	LAP TIME	DIFF	MPH	TIME OF DAY
1 -	1:28.341	1.421	75.42	09:06:24.006
2 -	1:27.141 (2)	0.221	76.46	09:07:51.147
3 -	1:27.438 (3)	0.518	76.20	09:09:18.585
4 -	1:27.552	0.632	76.10	09:10:46.137
5 -	1:28.093	1.173	75.63	09:12:14.230
6 -	1:32.063	5.143	72.37	09:13:46.293
7 -	1:28.812	1.892	75.02	09:15:15.105
8 -	1:28.122	1.202	75.61	09:16:43.227
<b>9 -</b>	<b>1:26.920 (1)</b>		<b>76.65</b>	<b>09:18:10.147</b>

### P24 86 Philp O'HALLORAN

LAP	LAP TIME	DIFF	MPH	TIME OF DAY
1 -	1:29.702	2.558	74.28	09:07:02.908
2 -	1:28.693	1.549	75.12	09:08:31.601
3 -	1:30.289	3.145	73.79	09:10:01.890
4 -	1:28.486	1.342	75.30	09:11:30.376
5 -	1:27.598 (3)	0.454	76.06	09:12:57.974
<b>6 -</b>	<b>1:27.144 (1)</b>		<b>76.46</b>	<b>09:14:25.118</b>
7 -	1:34.107	6.963	70.80	09:15:59.225
8 -	1:27.449 (2)	0.305	76.19	09:17:26.674

### P25 8 Edward OKANE

LAP	LAP TIME	DIFF	MPH	TIME OF DAY
1 -	1:27.445 (2)	0.220	76.19	09:06:40.718
2 -	1:30.540	3.315	73.59	09:08:11.258
3 -	1:28.958	1.733	74.90	09:09:40.216
4 -	1:28.278 (3)	1.053	75.48	09:11:08.494
<b>5 -</b>	<b>1:27.225 (1)</b>		<b>76.39</b>	<b>09:12:35.719</b>
6 -	1:30.048	2.823	73.99	09:14:05.767
7 -	1:29.107	1.882	74.77	09:15:34.874
8 -	1:28.543	1.318	75.25	09:17:03.417

### P26 35 Richard BROWN

LAP	LAP TIME	DIFF	MPH	TIME OF DAY
1 -	1:31.906	4.034	72.50	09:06:58.310
<b>2 -</b>	<b>1:27.872 (1)</b>		<b>75.82</b>	<b>09:08:26.182</b>
3 -	1:29.673	1.801	74.30	09:09:55.855
4 -	1:28.431 (3)	0.559	75.34	09:11:24.286
5 -	1:29.293	1.421	74.62	09:12:53.579
6 -	1:28.198 (2)	0.326	75.54	09:14:21.777
7 -	1:29.946	2.074	74.08	09:15:51.723

DIFF = Difference To Personal Best Lap

8 -	1:28.844	0.972	74.99	09:17:20.567
-----	----------	-------	-------	--------------

### P27 3 Martin COLLINS

LAP	LAP TIME	DIFF	MPH	TIME OF DAY
1 -	1:37.002	7.298	68.69	09:06:55.247
2 -	1:33.220	3.516	71.47	09:08:28.467
3 -	1:33.826	4.122	71.01	09:10:02.293
4 -	1:30.886 (2)	1.182	73.31	09:11:33.179
5 -	1:30.993 (3)	1.289	73.22	09:13:04.172
<b>6 -</b>	<b>1:29.704 (1)</b>		<b>74.28</b>	<b>09:14:33.876</b>
7 -	1:55.241	25.537	57.81	09:16:29.117
8 -	1:31.395	1.691	72.90	09:18:00.512

### P28 53 Christopher SCOTT

LAP	LAP TIME	DIFF	MPH	TIME OF DAY
1 -	1:37.897 (2)	6.246	68.06	09:12:33.721
<b>2 -</b>	<b>1:31.651 (1)</b>		<b>72.70</b>	<b>09:14:05.372</b>
3 -	1:48.116	16.465	61.63	09:15:53.488
4 -	1:41.363 (3)	9.712	65.73	09:17:34.851

### P29 94 Joseph JONES

LAP	LAP TIME	DIFF	MPH	TIME OF DAY
<b>1 -</b>	<b>1:37.301 (1)</b>		<b>68.48</b>	<b>09:07:07.614</b>
2 -	1:41.710 (3)	4.409	65.51	09:08:49.324
3 -	1:39.154 (2)	1.853	67.20	09:10:28.478
4 -	2:00.117 P	22.816	55.47	09:12:28.595

# Toyota MR2 Championship

## QUALIFYING - RACE 1 - STATISTICS

**Competitors Started** 30  
**Planned Start** 2024-08-17 @ 09:00:00.000  
**Actual Start** 2024-08-17 @ 09:01:55.147  
**Finish Time** 2024-08-17 @ 09:16:53.106  
**Track Length** 1.8508mi.  
**Total Laps** 239  
**Total Distance Covered** 442.3643mi.

### Session Fastest Lap History

NO	CL	NAME	LAP TIME	TIME OF DAY	LAP	VEHICLE
11	C	Adam LOCKWOOD	1:22.615	09:05:59.793	1	Toyota MR2 Roadster
27	C	Shaun TRAYNOR	1:21.074	09:06:01.429	1	Toyota MR2 Roadster
11	C	Adam LOCKWOOD	1:20.948	09:08:42.921	3	Toyota MR2 Roadster
27	C	Shaun TRAYNOR	1:20.576	09:10:07.368	4	Toyota MR2 Roadster
11	C	Adam LOCKWOOD	1:20.546	09:16:53.254	9	Toyota MR2 Roadster

### Flag History

TYPE	TIME OF DAY
GREEN	09:01:55.147
FINISH	09:16:53.106

### Flag Statistics

TYPE	COUNT	TOTAL LAPS	TOTAL TIME
Green	1	9	16:50.495
Red	0	0	0.000
Safety Car	0	0	0.000
FCY	0	0	0.000

# Toyota MR2 Championship

## QUALIFYING - RACE 1 - STATISTICS

CLASS : A

1 Starters

### Fastest Lap History

NO	NAME	LAP TIME	TIME OF DAY	LAP	VEHICLE
3	Martin COLLINS	1:37.002	09:06:55.394	1	Toyota MR2
3	Martin COLLINS	1:33.220	09:08:28.607	2	Toyota MR2
3	Martin COLLINS	1:30.886	09:11:33.321	4	Toyota MR2
3	Martin COLLINS	1:29.704	09:14:34.013	6	Toyota MR2

# Toyota MR2 Championship

## QUALIFYING - RACE 1 - STATISTICS

CLASS : B

9 Starters

### Fastest Lap History

NO	NAME	LAP TIME	TIME OF DAY	LAP	VEHICLE
82	Andrew RUTHVEN	<b>1:22.683</b>	09:06:04.072	1	Toyota MR2
26	Paul COOK	<b>1:22.510</b>	09:07:57.335	2	Toyota MR2
82	Andrew RUTHVEN	<b>1:21.413</b>	09:08:49.596	3	Toyota MR2
82	Andrew RUTHVEN	<b>1:21.125</b>	09:10:10.827	4	Toyota MR2



# Toyota MR2 Championship

## QUALIFYING - RACE 1 - STATISTICS

CLASS : C

20 Starters

### Fastest Lap History

NO	NAME	LAP TIME	TIME OF DAY	LAP	VEHICLE
11	Adam LOCKWOOD	<b>1:22.615</b>	09:05:59.793	1	Toyota MR2 Roadster
27	Shaun TRAYNOR	<b>1:21.074</b>	09:06:01.429	1	Toyota MR2 Roadster
11	Adam LOCKWOOD	<b>1:20.948</b>	09:08:42.921	3	Toyota MR2 Roadster
27	Shaun TRAYNOR	<b>1:20.576</b>	09:10:07.368	4	Toyota MR2 Roadster
11	Adam LOCKWOOD	<b>1:20.546</b>	09:16:53.254	9	Toyota MR2 Roadster

# Toyota MR2 Championship

## RACE 1 - GRID (15 minutes) - AMENDED

ROW 15	30	<b>12</b> Aaron LAVERTY	29	<b>94</b> 1:37.301 Joseph JONES
ROW 14	28	<b>53</b> 1:31.651 Christopher SCOTT	27	<b>3</b> 1:29.704 Martin COLLINS
ROW 13	26	<b>35</b> 1:27.872 Richard BROWN	25	<b>8</b> 1:27.225 Edward OKANE
ROW 12	24	<b>86</b> 1:27.144 Philp O'HALLORAN	23	<b>17</b> 1:26.920 Maxine NICHOLLS
ROW 11	22	<b>76</b> 1:26.711 Martin AUGER	21	<b>30</b> 1:26.462 Andy WILLIAMS
ROW 10	20	<b>5</b> 1:26.300 Iain LEADBETTER	19	<b>46</b> 1:25.845 Michele SANTAMBROGIO
ROW 9	18	<b>20</b> 1:25.397 Patrick STONER	17	<b>83</b> 1:25.307 Jason CROSSLEY
ROW 8	16	<b>47</b> 1:23.843 Richard DALES	15	<b>51</b> 1:23.527 Andrew STRANGE
ROW 7	14	<b>65</b> 1:23.191 Vere OLDRIDGE	13	<b>9</b> 1:23.076 Timothy HERON
ROW 6	12	<b>4</b> 1:23.036 Peter HIGTON	11	<b>59</b> 1:22.904 Andrew BARANOWSKI
ROW 5	10	<b>79</b> 1:22.793 Jonathan GRIMES	9	<b>69</b> 1:22.409 Daniel BRYANT
ROW 4	8	<b>78</b> 1:22.347 Jim MEW	7	<b>26</b> 1:22.230 Paul COOK
ROW 3	6	<b>31</b> 1:21.951 Ben ROWE	5	<b>2</b> 1:21.873 Darren ALDWORTH
ROW 2	4	<b>84</b> 1:21.436 Neil STRATTON	3	<b>82</b> 1:21.125 Andrew RUTHVEN
ROW 1	2	<b>27</b> 1:20.576 Shaun TRAYNOR	1	<b>11</b> 1:20.546 Adam LOCKWOOD <b>Pole</b>

### Comments:

\*No. 12 - permitted to start from the back of the grid as qualified out of session

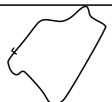
These results are provisional until the conclusion of any judicial and technical matters.

Silverstone International: 1.8508 miles

Clerk Of Course: Lynne Spurr

Stewards:

Timekeeper: Stewart Burr



# Toyota MR2 Championship

## RACE 1 - CLASSIFICATION

Race Distance: 11 Laps / 20.35 miles

POS	NO	CL	PIC	NAME	ENTRY	LAPS	TIME	GAP	DIFF	MPH	BEST	ON	GRD	↑↓
1	27	C	1	Shaun TRAYNOR	Toyota MR2 Roadster	11	15:00.296			81.41	1:20.830	8	2	1
2	11	C	2	Adam LOCKWOOD	Toyota MR2 Roadster	11	15:00.474	0.178	0.178	81.39	1:20.801	8	1	-1
3	82	B	1	Andrew RUTHVEN	Toyota MR2	11	15:07.730	7.434	7.256	80.74	1:21.593	10	3	0
4	26	B	2	Paul COOK	Toyota MR2	11	15:09.577	9.281	1.847	80.58	1:21.582	9	7	3
5	31	B	3	Ben ROWE	Toyota MR2	11	15:12.069	11.773	2.492	80.36	1:22.025	3	6	1
6	78	C	3	Jim MEW	Toyota MR2 Roadster	11	15:14.741	14.445	2.672	80.12	1:21.919	5	8	2
7	84	C	4	Neil STRATTON	Toyota MR2 Roadster	11	15:14.985	14.689	0.244	80.10	1:21.534	5	4	-3
8	2	C	5	Darren ALDWORTH	Toyota MR2 Roadster	11	15:20.597	20.301	5.612	79.61	1:22.164	4	5	-3
9	69	B	4	Daniel BRYANT	Toyota MR2	11	15:22.795	22.499	2.198	79.42	1:22.204	4	9	0
10	59	C	6	Andrew BARANOWSKI	Toyota MR2 Roadster	11	15:23.472	23.176	0.677	79.36	1:22.058	8	11	1
11	79	C	7	Jonathan GRIMES	Toyota MR2 Roadster	11	15:24.246	23.950	0.774	79.30	1:22.837	7	10	-1
12	65	B	5	Vere OLDRIDGE	Toyota MR2	11	15:27.873	27.577	3.627	78.99	1:22.783	8	14	2
13	9	B	6	Timothy HERON	Toyota MR2	11	15:29.461	29.165	1.588	78.85	1:22.731	9	13	0
14	4	C	8	Peter HIGTON	Toyota MR2 Roadster	11	15:29.738	29.442	0.277	78.83	1:23.135	7	12	-2
15	51	C	9	Andrew STRANGE	Toyota MR2 Roadster	11	15:35.323	35.027	5.585	78.36	1:23.757	5	15	0
16	47	B	7	Richard DALES	Toyota MR2	11	15:41.212	40.916	5.889	77.87	1:24.001	6	16	0
17	83	C	10	Jason CROSSLEY	Toyota MR2 Roadster	11	15:41.569	41.273	0.357	77.84	1:23.976	7	17	0
18	12	B	8	Aaron LAVERTY	Toyota MR2	11	15:42.300	42.004	0.731	77.78	1:23.830	10	30	12
19	20	C	11	Patrick STONER	Toyota MR2 Roadster	11	15:48.086	47.790	5.786	77.30	1:25.046	11	18	-1
20	46	B	9	Michele SANTAMBROGIO	Toyota MR2	11	16:00.038	59.742	11.952	76.34	1:25.030	8	19	-1
21	8	C	12	Edward OKANE	Toyota MR2 Roadster	11	16:00.350	1:00.054	0.312	76.32	1:25.326	8	25	4
22	5	C	13	Iain LEADBETTER	Toyota MR2 Roadster	11	16:00.648	1:00.352	0.298	76.29	1:25.134	4	20	-2
23	30	C	14	Andy WILLIAMS	Toyota MR2 Roadster	11	16:00.908	1:00.612	0.260	76.27	1:24.842	11	21	-2
24	17	C	15	Maxine NICHOLLS	Toyota MR2 Roadster	11	16:17.673	1:17.377	16.765	74.96	1:26.861	3	23	-1
25	35	C	16	Richard BROWN	Toyota MR2 Roadster	11	16:18.030	1:17.734	0.357	74.94	1:26.895	4	26	1
26	76	C	17	Martin AUGER	Toyota MR2 Roadster	11	16:18.405	1:18.109	0.375	74.91	1:26.782	3	22	-4
27	53	C	18	Christopher SCOTT	Toyota MR2 Roadster	10	15:09.061	1 Lap	1 Lap	73.29	1:28.255	9	28	1
28	86	C	19	Philp O'HALLORAN	Toyota MR2 Roadster	10	15:11.431	1 Lap	2.370	73.10	1:26.334	5	24	-4
29	3	A	1	Martin COLLINS	Toyota MR2	10	15:17.817	1 Lap	6.386	72.59	1:29.783	10	27	-2

NOT STARTED

NS	94	C		Joseph JONES	Toyota MR2 Roadster									29
----	----	---	--	--------------	---------------------	--	--	--	--	--	--	--	--	----

FASTEST LAP

11	C			Adam LOCKWOOD	Toyota MR2 Roadster	8	1:20.801			82.46 mph				132.71 kph
26	B			Paul COOK	Toyota MR2	9	1:21.582			81.67 mph				131.44 kph
3	A			Martin COLLINS	Toyota MR2	10	1:29.783			74.21 mph				119.43 kph

Weather / Track : Cloudy / Dry

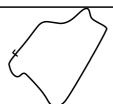
These results are provisional until the conclusion of any judicial and technical matters.

Date: 17/08/2024 Start: 12:03 Finish: 12:18  
Silverstone International: 1.8508 miles

Clerk Of Course: Lynne Spurr

Stewards:

Timekeeper: Stewart Burr





# Toyota MR2 Championship

## RACE 1 - LAP ANALYSIS

DIFF = Difference To Personal Best Lap

10 -	1:23.040	0.836	80.24	12:17:06.884
11 -	1:22.309 (3)	0.105	80.95	12:18:29.193

P10 59 Andrew BARANOWSKI				
LAP	LAP TIME	DIFF	MPH	TIME OF DAY
1 -	1:29.293	7.235	74.62	12:04:35.691
2 -	1:24.171	2.113	79.16	12:05:59.862
3 -	1:23.462	1.404	79.83	12:07:23.324
4 -	1:25.317	3.259	78.09	12:08:48.641
5 -	1:23.312	1.254	79.97	12:10:11.953
6 -	1:23.792	1.734	79.52	12:11:35.745
7 -	1:22.993	0.935	80.28	12:12:58.738
<b>8 -</b>	<b>1:22.058 (1)</b>		<b>81.20</b>	<b>12:14:20.796</b>
9 -	1:23.356	1.298	79.93	12:15:44.152
10 -	1:22.906 (3)	0.848	80.37	12:17:07.058
11 -	1:22.812 (2)	0.754	80.46	12:18:29.870

P11 79 Jonathan GRIMES				
LAP	LAP TIME	DIFF	MPH	TIME OF DAY
1 -	1:28.968	6.131	74.89	12:04:35.366
2 -	1:23.936	1.099	79.38	12:05:59.302
3 -	1:24.362	1.525	78.98	12:07:23.664
4 -	1:23.888	1.051	79.43	12:08:47.552
5 -	1:23.701	0.864	79.60	12:10:11.253
6 -	1:23.105 (3)	0.268	80.17	12:11:34.358
<b>7 -</b>	<b>1:22.837 (1)</b>		<b>80.43</b>	<b>12:12:57.195</b>
8 -	1:23.144	0.307	80.14	12:14:20.339
9 -	1:24.182	1.345	79.15	12:15:44.521
10 -	1:23.186	0.349	80.10	12:17:07.707
11 -	1:22.937 (2)	0.100	80.34	12:18:30.644

P12 65 Vere OLDRIDGE				
LAP	LAP TIME	DIFF	MPH	TIME OF DAY
1 -	1:29.839	7.056	74.16	12:04:36.237
2 -	1:25.140	2.357	78.26	12:06:01.377
3 -	1:23.282 (3)	0.499	80.00	12:07:24.659
4 -	1:23.840	1.057	79.47	12:08:48.499
5 -	1:24.254	1.471	79.08	12:10:12.753
6 -	1:23.479	0.696	79.81	12:11:36.232
7 -	1:23.697	0.914	79.61	12:12:59.929
<b>8 -</b>	<b>1:22.783 (1)</b>		<b>80.49</b>	<b>12:14:22.712</b>
9 -	1:23.083 (2)	0.300	80.19	12:15:45.795
10 -	1:24.625	1.842	78.73	12:17:10.420
11 -	1:23.851	1.068	79.46	12:18:34.271

P13 9 Timothy HERON				
LAP	LAP TIME	DIFF	MPH	TIME OF DAY
1 -	1:28.611	5.880	75.19	12:04:35.009
2 -	1:25.570	2.839	77.86	12:06:00.579
3 -	1:23.218 (3)	0.487	80.06	12:07:23.797
4 -	1:23.561	0.830	79.74	12:08:47.358
5 -	1:24.214	1.483	79.12	12:10:11.572
6 -	1:24.380	1.649	78.96	12:11:35.952
7 -	1:23.474	0.743	79.82	12:12:59.426
8 -	1:23.021 (2)	0.290	80.25	12:14:22.447
<b>9 -</b>	<b>1:22.731 (1)</b>		<b>80.54</b>	<b>12:15:45.178</b>
10 -	1:26.290	3.559	77.21	12:17:11.468
11 -	1:24.391	1.660	78.95	12:18:35.859

DIFF = Difference To Personal Best Lap

P14 4 Peter HIGTON				
LAP	LAP TIME	DIFF	MPH	TIME OF DAY
1 -	1:30.120	6.985	73.93	12:04:36.518
2 -	1:24.657	1.522	78.70	12:06:01.175
3 -	1:23.950	0.815	79.37	12:07:25.125
4 -	1:24.618	1.483	78.74	12:08:49.743
5 -	1:23.635 (3)	0.500	79.67	12:10:13.378
6 -	1:23.796	0.661	79.51	12:11:37.174
<b>7 -</b>	<b>1:23.135 (1)</b>		<b>80.14</b>	<b>12:13:00.309</b>
8 -	1:23.198 (2)	0.063	80.08	12:14:23.507
9 -	1:23.699	0.564	79.60	12:15:47.206
10 -	1:24.044	0.909	79.28	12:17:11.250
11 -	1:24.886	1.751	78.49	12:18:36.136

P15 51 Andrew STRANGE				
LAP	LAP TIME	DIFF	MPH	TIME OF DAY
1 -	1:32.099	8.342	72.34	12:04:38.497
2 -	1:25.227	1.470	78.18	12:06:03.724
3 -	1:24.896	1.139	78.48	12:07:28.620
4 -	1:24.377	0.620	78.96	12:08:52.997
<b>5 -</b>	<b>1:23.757 (1)</b>		<b>79.55</b>	<b>12:10:16.754</b>
6 -	1:24.256	0.499	79.08	12:11:41.010
7 -	1:24.211	0.454	79.12	12:13:05.221
8 -	1:24.055 (3)	0.298	79.27	12:14:29.276
9 -	1:24.235	0.478	79.10	12:15:53.511
10 -	1:24.330	0.573	79.01	12:17:17.841
11 -	1:23.880 (2)	0.123	79.43	12:18:41.721

P16 47 Richard DALES				
LAP	LAP TIME	DIFF	MPH	TIME OF DAY
1 -	1:31.761	7.760	72.61	12:04:38.159
2 -	1:26.213	2.212	77.28	12:06:04.372
3 -	1:25.968	1.967	77.50	12:07:30.340
4 -	1:24.126 (2)	0.125	79.20	12:08:54.466
5 -	1:24.271	0.270	79.06	12:10:18.737
<b>6 -</b>	<b>1:24.001 (1)</b>		<b>79.32</b>	<b>12:11:42.738</b>
7 -	1:24.253 (3)	0.252	79.08	12:13:06.991
8 -	1:24.533	0.532	78.82	12:14:31.524
9 -	1:24.477	0.476	78.87	12:15:56.001
10 -	1:26.201	2.200	77.29	12:17:22.202
11 -	1:25.408	1.407	78.01	12:18:47.610

P17 83 Jason CROSSLEY				
LAP	LAP TIME	DIFF	MPH	TIME OF DAY
1 -	1:33.341	9.365	71.38	12:04:39.739
2 -	1:26.212	2.236	77.28	12:06:05.951
3 -	1:25.219	1.243	78.18	12:07:31.170
4 -	1:24.480	0.504	78.87	12:08:55.650
5 -	1:24.119 (2)	0.143	79.21	12:10:19.769
6 -	1:24.149	0.173	79.18	12:11:43.918
<b>7 -</b>	<b>1:23.976 (1)</b>		<b>79.34</b>	<b>12:13:07.894</b>
8 -	1:24.135 (3)	0.159	79.19	12:14:32.029
9 -	1:24.373	0.397	78.97	12:15:56.402
10 -	1:26.576	2.600	76.96	12:17:22.978
11 -	1:24.989	1.013	78.40	12:18:47.967

P18 12 Aaron LAVERTY				
LAP	LAP TIME	DIFF	MPH	TIME OF DAY
1 -	1:35.944	12.114	69.44	12:04:42.342
2 -	1:25.533	1.703	77.90	12:06:07.875
3 -	1:24.843	1.013	78.53	12:07:32.718



# Toyota MR2 Championship

## RACE 1 - LAP ANALYSIS

DIFF = Difference To Personal Best Lap

<b>P27 53 Christopher SCOTT</b>				
LAP	LAP TIME	DIFF	MPH	TIME OF DAY
1 -	1:42.121	13.866	65.24	12:04:48.519
2 -	1:33.574	5.319	71.20	12:06:22.093
3 -	1:30.692	2.437	73.47	12:07:52.785
4 -	1:30.177	1.922	73.89	12:09:22.962
5 -	1:28.552 (3)	0.297	75.24	12:10:51.514
6 -	1:29.078	0.823	74.80	12:12:20.592
7 -	1:29.184	0.929	74.71	12:13:49.776
8 -	1:29.016	0.761	74.85	12:15:18.792
9 -	<b>1:28.255 (1)</b>		<b>75.49</b>	<b>12:16:47.047</b>
10 -	1:28.412 (2)	0.157	75.36	12:18:15.459

<b>P28 86 Philp O'HALLORAN</b>				
LAP	LAP TIME	DIFF	MPH	TIME OF DAY
1 -	1:36.226	9.892	69.24	12:04:42.624
2 -	1:36.626	10.292	68.95	12:06:19.250
3 -	1:27.308 (3)	0.974	76.31	12:07:46.558
4 -	1:26.792 (2)	0.458	76.77	12:09:13.350
5 -	<b>1:26.334 (1)</b>		<b>77.17</b>	<b>12:10:39.684</b>
6 -	1:43.174	16.840	64.58	12:12:22.858
7 -	1:28.552	2.218	75.24	12:13:51.410
8 -	1:30.015	3.681	74.02	12:15:21.425
9 -	1:28.793	2.459	75.04	12:16:50.218
10 -	1:27.611	1.277	76.05	12:18:17.829

<b>P29 3 Martin COLLINS</b>				
LAP	LAP TIME	DIFF	MPH	TIME OF DAY
1 -	1:40.210	10.427	66.49	12:04:46.608
2 -	1:30.537 (3)	0.754	73.59	12:06:17.145
3 -	1:30.578	0.795	73.56	12:07:47.723
4 -	1:30.429 (2)	0.646	73.68	12:09:18.152
5 -	1:30.986	1.203	73.23	12:10:49.138
6 -	1:30.841	1.058	73.35	12:12:19.979
7 -	1:31.079	1.296	73.15	12:13:51.058
8 -	1:31.252	1.469	73.02	12:15:22.310
9 -	1:32.122	2.339	72.33	12:16:54.432
10 -	<b>1:29.783 (1)</b>		<b>74.21</b>	<b>12:18:24.215</b>

# Toyota MR2 Championship

## RACE 1 - LAP CHART

LAP 1 @ 12:04:31.452			LAP 2 @ 12:05:53.185			LAP 3 @ 12:07:14.639			LAP 4 @ 12:08:35.555			LAP 5 @ 12:09:57.011		
NO	BEHIND	LAP TIME	NO	BEHIND	LAP TIME	NO	BEHIND	LAP TIME	NO	BEHIND	LAP TIME	NO	BEHIND	LAP TIME
27		1:25.054	11		1:21.417	11		1:21.454	11		1:20.916	11		1:21.456
11	0.316	1:25.370	27	0.317	1:22.050	27	0.185	1:21.322	27	0.199	1:20.930	27	0.353	1:21.610
82	0.595	1:25.649	82	1.303	1:22.441	82	1.920	1:22.071	82	2.728	1:21.724	82	3.624	1:22.352
2	1.986	1:27.040	31	4.480	1:23.989	31	5.051	1:22.025	31	6.243	1:22.108	31	7.134	1:22.347
31	2.224	1:27.278	78	4.743	1:23.785	78	5.643	1:22.354	26	6.784	1:21.714	26	7.425	1:22.097
84	2.476	1:27.530	26	4.927	1:23.687	26	5.986	1:22.513	78	7.135	1:22.408	78	7.598	1:21.919
78	2.691	1:27.745	2	5.198	1:24.945	84	7.671	1:23.359	84	8.406	1:21.651	84	8.484	1:21.534
26	2.973	1:28.027	84	5.766	1:25.023	2	8.131	1:24.387	2	9.379	1:22.164	2	10.684	1:22.761
69	3.206	1:28.260	79	6.117	1:23.936	59	8.685	1:23.462	9	11.803	1:23.561	79	14.242	1:23.701
9	3.557	1:28.611	59	6.677	1:24.171	79	9.025	1:24.362	79	11.997	1:23.888	9	14.561	1:24.214
79	3.914	1:28.968	9	7.394	1:25.570	9	9.158	1:23.218	65	12.944	1:23.840	59	14.942	1:23.312
59	4.239	1:29.293	4	7.990	1:24.657	65	10.020	1:23.282	59	13.086	1:25.317	69	15.211	1:22.630
65	4.785	1:29.839	65	8.192	1:25.140	4	10.486	1:23.950	69	14.037	1:22.204	65	15.742	1:24.254
4	5.066	1:30.120	51	10.539	1:25.227	69	12.749	1:23.309	4	14.188	1:24.618	4	16.367	1:23.635
47	6.707	1:31.761	69	10.894	1:29.421	51	13.981	1:24.896	51	17.442	1:24.377	51	19.743	1:23.757
51	7.045	1:32.099	47	11.187	1:26.213	47	15.701	1:25.968	47	18.911	1:24.126	47	21.726	1:24.271
20	7.784	1:32.838	20	12.357	1:26.306	83	16.531	1:25.219	83	20.095	1:24.480	83	22.758	1:24.119
83	8.287	1:33.341	83	12.766	1:26.212	20	16.853	1:25.950	20	21.021	1:25.084	12	25.863	1:24.914
30	9.570	1:34.624	5	13.181	1:25.182	5	17.049	1:25.322	5	21.267	1:25.134	20	26.144	1:26.579
5	9.732	1:34.786	12	14.690	1:25.533	12	18.079	1:24.843	12	22.405	1:25.242	8	31.730	1:26.924
12	10.890	1:35.944	30	15.973	1:28.136	30	19.844	1:25.325	30	24.888	1:25.960	46	32.177	1:26.763
86	11.172	1:36.226	8	16.974	1:27.375	8	21.330	1:25.810	8	26.262	1:25.848	30	33.621	1:30.189
8	11.332	1:36.386	46	17.882	1:26.993	46	22.016	1:25.588	46	26.870	1:25.770	5	34.847	1:35.036
17	12.405	1:37.459	17	19.527	1:28.855	17	24.934	1:26.861	17	31.587	1:27.569	17	38.024	1:27.893
46	12.622	1:37.676	76	20.378	1:28.964	76	25.706	1:26.782	76	31.856	1:27.066	76	38.391	1:27.991
35	12.842	1:37.896	35	21.623	1:30.514	35	27.411	1:27.242	35	33.390	1:26.895	35	38.922	1:26.988
76	13.147	1:38.201	3	23.960	1:30.537	86	31.919	1:27.308	86	37.795	1:26.792	86	42.673	1:26.334
3	15.156	1:40.210	86	26.065	1:36.626	3	33.084	1:30.578	3	42.597	1:30.429	3	52.127	1:30.986
53	17.067	1:42.121	53	28.908	1:33.574	53	38.146	1:30.692	53	47.407	1:30.177	53	54.503	1:28.552



# Toyota MR2 Championship

## RACE 1 - LAP CHART

LAP 6 @ 12:11:18.148			LAP 7 @ 12:12:39.346			LAP 8 @ 12:14:00.147			LAP 9 @ 12:15:21.897			LAP 10 @ 12:16:44.599		
NO	BEHIND	LAP TIME	NO	BEHIND	LAP TIME	NO	BEHIND	LAP TIME	NO	BEHIND	LAP TIME	NO	BEHIND	LAP TIME
11		1:21.137	11		1:21.198	11		1:20.801	11		1:21.750	27		1:22.517
27	0.586	1:21.370	27	0.444	1:21.056	27	0.473	1:20.830	27	0.185	1:21.462	11	0.292	1:22.994
82	4.646	1:22.159	82	6.236	1:22.788	82	7.404	1:21.969	3	1 Lap	1:31.252	53	1 Lap	1:28.255
26	8.273	1:21.985	26	8.765	1:21.690	26	9.720	1:21.756	82	7.453	1:21.799	86	1 Lap	1:28.793
31	8.849	1:22.852	31	9.756	1:22.105	31	11.054	1:22.099	26	9.552	1:21.582	82	6.344	1:21.593
78	9.034	1:22.573	78	9.936	1:22.100	78	11.289	1:22.154	31	11.805	1:22.501	26	9.246	1:22.396
84	9.534	1:22.187	84	10.217	1:21.881	84	11.520	1:22.104	78	12.956	1:23.417	3	1 Lap	1:32.122
2	12.457	1:22.910	2	14.039	1:22.780	2	16.796	1:23.558	84	13.131	1:23.361	31	11.448	1:22.345
79	16.210	1:23.105	79	17.849	1:22.837	79	20.192	1:23.144	2	18.410	1:23.364	84	13.215	1:22.786
69	17.350	1:23.276	69	18.378	1:22.226	69	20.378	1:22.801	69	21.947	1:23.319	78	13.384	1:23.130
59	17.597	1:23.792	59	19.392	1:22.993	59	20.649	1:22.058	59	22.255	1:23.356	2	19.313	1:23.605
9	17.804	1:24.380	9	20.080	1:23.474	9	22.300	1:23.021	79	22.624	1:24.182	69	22.285	1:23.040
65	18.084	1:23.479	65	20.583	1:23.697	65	22.565	1:22.783	9	23.281	1:22.731	59	22.459	1:22.906
4	19.026	1:23.796	4	20.963	1:23.135	4	23.360	1:23.198	65	23.898	1:23.083	79	23.108	1:23.186
51	22.862	1:24.256	51	25.875	1:24.211	51	29.129	1:24.055	4	25.309	1:23.699	65	25.821	1:24.625
47	24.590	1:24.001	47	27.645	1:24.253	47	31.377	1:24.533	51	31.614	1:24.235	4	26.651	1:24.044
83	25.770	1:24.149	83	28.548	1:23.976	83	31.882	1:24.135	47	34.104	1:24.477	9	26.869	1:26.290
12	29.220	1:24.494	12	32.499	1:24.477	12	35.943	1:24.245	83	34.505	1:24.373	51	33.242	1:24.330
20	30.158	1:25.151	20	34.291	1:25.331	20	38.568	1:25.078	12	38.547	1:24.354	47	37.603	1:26.201
46	37.472	1:26.432	46	42.024	1:25.750	46	46.253	1:25.030	20	42.159	1:25.341	83	38.379	1:26.576
8	37.966	1:27.373	8	42.774	1:26.006	8	47.299	1:25.326	46	50.758	1:26.255	12	39.675	1:23.830
30	38.738	1:26.254	30	43.984	1:26.444	30	49.103	1:25.920	8	51.097	1:25.548	20	44.839	1:25.382
5	39.228	1:25.518	5	44.180	1:26.150	5	49.947	1:26.568	30	54.249	1:26.896	8	54.824	1:26.429
17	45.417	1:28.530	17	53.808	1:29.589	17	1:00.871	1:27.864	5	54.504	1:26.307	46	55.070	1:27.014
76	45.712	1:28.458	35	54.045	1:28.808	35	1:01.777	1:28.533	17	1:06.954	1:27.833	5	57.101	1:25.299
35	46.435	1:28.650	76	54.531	1:30.017	76	1:02.217	1:28.487	35	1:07.583	1:27.556	30	57.865	1:26.318
3	1:01.831	1:30.841	53	1:10.430	1:29.184	53	1:18.645	1:29.016	76	1:07.991	1:27.524	17	1:11.613	1:27.361
53	1:02.444	1:29.078	3	1:11.712	1:31.079	86	1:21.278	1:30.015				35	1:12.134	1:27.253
86	1:04.710	1:43.174	86	1:12.064	1:28.552							76	1:12.754	1:27.465

# Toyota MR2 Championship

## RACE 1 - LAP CHART

**LAP 11 @ 12:18:06.694**

NO	BEHIND	LAP TIME
27		1:22.095
11	0.178	1:21.981
82	7.434	1:23.185
53	1 Lap	1:28.412
26	9.281	1:22.130
86	1 Lap	1:27.611
31	11.773	1:22.420
78	14.445	1:23.156
84	14.689	1:23.569
3	1 Lap	1:29.783
2	20.301	1:23.083
69	22.499	1:22.309
59	23.176	1:22.812
79	23.950	1:22.937
65	27.577	1:23.851
9	29.165	1:24.391
4	29.442	1:24.886
51	35.027	1:23.880
47	40.916	1:25.408
83	41.273	1:24.989
12	42.004	1:24.424
20	47.790	1:25.046
46	59.742	1:26.767
8	1:00.054	1:27.325
5	1:00.352	1:25.346
30	1:00.612	1:24.842
17	1:17.377	1:27.859
35	1:17.734	1:27.695
76	1:18.109	1:27.450

# Toyota MR2 Championship

## RACE 1 - POSITION CHART

No	Name	Lap Pos	Lap											
			1	2	3	4	5	6	7	8	9	10	11	
11	LOCKWOOD	1	27	11	11	11	11	11	11	11	11	11	27	27
27	TRAYNOR	2	11	27	27	27	27	27	27	27	27	27	11	11
82	RUTHVEN	3	82	82	82	82	82	82	82	82	82	82	82	82
84	STRATTON	4	2	31	31	31	31	26	26	26	26	26	26	26
2	ALDWORTH	5	31	78	78	26	26	31	31	31	31	31	31	31
31	ROWE	6	84	26	26	78	78	78	78	78	78	84	78	78
26	COOK	7	78	2	84	84	84	84	84	84	84	78	84	84
78	MEW	8	26	84	2	2	2	2	2	2	2	2	2	2
69	BRYANT	9	69	79	59	9	79	79	79	79	69	69	69	69
79	GRIMES	10	9	59	79	79	9	69	69	69	59	59	59	59
59	BARANOWSKI	11	79	9	9	65	59	59	59	59	79	79	79	79
4	HIGTON	12	59	4	65	59	69	9	9	9	9	65	65	65
9	HERON	13	65	65	4	69	65	65	65	65	65	4	9	9
65	OLDRIDGE	14	4	51	69	4	4	4	4	4	4	9	4	4
51	STRANGE	15	47	69	51	51	51	51	51	51	51	51	51	51
47	DALES	16	51	47	47	47	47	47	47	47	47	47	47	47
83	CROSSLEY	17	20	20	83	83	83	83	83	83	83	83	83	83
20	STONER	18	83	83	20	20	12	12	12	12	12	12	12	12
46	SANTAMBROGIO	19	30	5	5	5	20	20	20	20	20	20	20	20
5	LEADBETTER	20	5	12	12	12	8	46	46	46	46	8	46	46
30	WILLIAMS	21	12	30	30	30	46	8	8	8	8	46	8	8
76	AUGER	22	86	8	8	8	30	30	30	30	30	5	5	5
17	NICHOLLS	23	8	46	46	46	5	5	5	5	5	30	30	30
86	O'HALLORAN	24	17	17	17	17	17	17	17	17	17	17	17	17
8	OKANE	25	46	76	76	76	76	76	35	35	35	35	35	35
35	BROWN	26	35	35	35	35	35	35	76	76	76	76	76	76
3	COLLINS	27	76	3	86	86	86	3	53	53	53	53	53	53
53	SCOTT	28	3	86	3	3	3	53	3	86	86	86	86	86
94	JONES	29	53	53	53	53	53	86	86	3	3	3	3	3
12	LAVERTY	30												

# Toyota MR2 Championship

## RACE 1 - STATISTICS

**Competitors Started** 29  
**Planned Start** 2024-08-17 @ 11:45:00.000  
**Actual Start** 2024-08-17 @ 12:03:06.398  
**Finish Time** 2024-08-17 @ 12:18:05.226  
**Track Length** 1.8508mi.  
**Total Laps** 316  
**Total Distance Covered** 584.8834mi.

### Session Fastest Lap History

NO	CL	NAME	LAP TIME	TIME OF DAY	LAP	VEHICLE
27	C	Shaun TRAYNOR	<b>1:25.054</b>	12:04:31.591	1	Toyota MR2 Roadster
11	C	Adam LOCKWOOD	<b>1:21.417</b>	12:05:53.331	2	Toyota MR2 Roadster
27	C	Shaun TRAYNOR	<b>1:21.322</b>	12:07:14.958	3	Toyota MR2 Roadster
11	C	Adam LOCKWOOD	<b>1:20.916</b>	12:08:35.701	4	Toyota MR2 Roadster
11	C	Adam LOCKWOOD	<b>1:20.801</b>	12:14:00.295	8	Toyota MR2 Roadster

### Session Leader History

NO	CL	NAME	FROM LAP	LAPS LED	DISTANCE	VEHICLE
27	C	Shaun TRAYNOR	1	1	1.85 miles	Toyota MR2 Roadster
11	C	Adam LOCKWOOD	2	8	14.80 miles	Toyota MR2 Roadster
27	C	Shaun TRAYNOR	10	2	3.70 miles	Toyota MR2 Roadster

### Flag History

TYPE	TIME OF DAY
GREEN	12:03:06.398
FINISH	12:18:05.226

### Flag Statistics

TYPE	COUNT	TOTAL LAPS	TOTAL TIME
Green	1	11	16:43.283
Red	0	0	0.000
Safety Car	0	0	0.000
FCY	0	0	0.000

# Toyota MR2 Championship

## RACE 1 - STATISTICS

CLASS : A

1 Starters

### Fastest Lap History

NO	NAME	LAP TIME	TIME OF DAY	LAP	VEHICLE
3	Martin COLLINS	<b>1:40.210</b>	12:04:46.745	1	Toyota MR2
3	Martin COLLINS	<b>1:30.537</b>	12:06:17.282	2	Toyota MR2
3	Martin COLLINS	<b>1:30.429</b>	12:09:18.294	4	Toyota MR2
3	Martin COLLINS	<b>1:29.783</b>	12:18:24.352	10	Toyota MR2

### Leader History

NO	NAME	FROM LAP	LAPS LED	DISTANCE	VEHICLE
3	Martin COLLINS	1	10	18.50 miles	Toyota MR2

# Toyota MR2 Championship

## RACE 1 - STATISTICS

CLASS : B

9 Starters

### Fastest Lap History

NO	NAME	LAP TIME	TIME OF DAY	LAP	VEHICLE
82	Andrew RUTHVEN	<b>1:25.649</b>	12:04:32.174	1	Toyota MR2
82	Andrew RUTHVEN	<b>1:22.441</b>	12:05:54.614	2	Toyota MR2
82	Andrew RUTHVEN	<b>1:22.071</b>	12:07:16.686	3	Toyota MR2
31	Ben ROWE	<b>1:22.025</b>	12:07:19.827	3	Toyota MR2
82	Andrew RUTHVEN	<b>1:21.724</b>	12:08:38.409	4	Toyota MR2
26	Paul COOK	<b>1:21.714</b>	12:08:42.473	4	Toyota MR2
26	Paul COOK	<b>1:21.690</b>	12:12:48.244	7	Toyota MR2
26	Paul COOK	<b>1:21.582</b>	12:15:31.583	9	Toyota MR2

### Leader History

NO	NAME	FROM LAP	LAPS LED	DISTANCE	VEHICLE
82	Andrew RUTHVEN	1	11	20.35 miles	Toyota MR2

# Toyota MR2 Championship

## RACE 1 - STATISTICS

CLASS : C

19 Starters

### Fastest Lap History

NO	NAME	LAP TIME	TIME OF DAY	LAP	VEHICLE
27	Shaun TRAYNOR	<b>1:25.054</b>	12:04:31.591	1	Toyota MR2 Roadster
11	Adam LOCKWOOD	<b>1:21.417</b>	12:05:53.331	2	Toyota MR2 Roadster
27	Shaun TRAYNOR	<b>1:21.322</b>	12:07:14.958	3	Toyota MR2 Roadster
11	Adam LOCKWOOD	<b>1:20.916</b>	12:08:35.701	4	Toyota MR2 Roadster
11	Adam LOCKWOOD	<b>1:20.801</b>	12:14:00.295	8	Toyota MR2 Roadster

### Leader History

NO	NAME	FROM LAP	LAPS LED	DISTANCE	VEHICLE
27	Shaun TRAYNOR	1	1	1.85 miles	Toyota MR2 Roadster
11	Adam LOCKWOOD	2	8	14.80 miles	Toyota MR2 Roadster
27	Shaun TRAYNOR	10	2	3.70 miles	Toyota MR2 Roadster

# Toyota MR2 Championship

## RACE 7 - GRID (15 minutes)

ROW 15	30	<b>94</b> Joseph JONES	29	<b>3</b> 1:29.783 Martin COLLINS
ROW 14	28	<b>53</b> 1:28.255 Christopher SCOTT	27	<b>35</b> 1:26.895 Richard BROWN
ROW 13	26	<b>17</b> 1:26.861 Maxine NICHOLLS	25	<b>76</b> 1:26.782 Martin AUGER
ROW 12	24	<b>86</b> 1:26.334 Philp O'HALLORAN	23	<b>8</b> 1:25.326 Edward OKANE
ROW 11	22	<b>5</b> 1:25.134 Iain LEADBETTER	21	<b>20</b> 1:25.046 Patrick STONER
ROW 10	20	<b>46</b> 1:25.030 Michele SANTAMBROGIO	19	<b>30</b> 1:24.842 Andy WILLIAMS
ROW 9	18	<b>47</b> 1:24.001 Richard DALES	17	<b>83</b> 1:23.976 Jason CROSSLEY
ROW 8	16	<b>12</b> 1:23.830 Aaron LAVERTY	15	<b>51</b> 1:23.757 Andrew STRANGE
ROW 7	14	<b>4</b> 1:23.135 Peter HIGTON	13	<b>79</b> 1:22.837 Jonathan GRIMES
ROW 6	12	<b>65</b> 1:22.783 Vere OLDRIDGE	11	<b>9</b> 1:22.731 Timothy HERON
ROW 5	10	<b>69</b> 1:22.204 Daniel BRYANT	9	<b>2</b> 1:22.164 Darren ALDWORTH
ROW 4	8	<b>59</b> 1:22.058 Andrew BARANOWSKI	7	<b>31</b> 1:22.025 Ben ROWE
ROW 3	6	<b>78</b> 1:21.919 Jim MEW	5	<b>82</b> 1:21.593 Andrew RUTHVEN
ROW 2	4	<b>26</b> 1:21.582 Paul COOK	3	<b>84</b> 1:21.534 Neil STRATTON
ROW 1	2	<b>27</b> 1:20.830 Shaun TRAYNOR	1	<b>11</b> 1:20.801 Adam LOCKWOOD <b>Pole</b>

These results are provisional until the conclusion of any judicial and technical matters.

Silverstone International: 1.8508 miles

Clerk Of Course: Lynne Spurr

Stewards:

Timekeeper: Stewart Burr





# Toyota MR2 Championship

## RACE 7 - CLASSIFICATION

Race Distance: 11 Laps / 20.35 miles

POS	NO	CL	PIC	NAME	ENTRY	LAPS	TIME	GAP	DIFF	MPH	BEST	ON	GRD	↑↓
1	27	C	1	Shaun TRAYNOR	Toyota MR2 Roadster	11	15:02.706			81.19	1:21.438	6	2	1
2	11	C	2	Adam LOCKWOOD	Toyota MR2 Roadster	11	15:02.856	0.150	0.150	81.18	1:21.147	6	1	-1
3	26	B	1	Paul COOK	Toyota MR2	11	15:03.261	0.555	0.405	81.14	1:21.141	10	4	1
4	82	B	2	Andrew RUTHVEN	Toyota MR2	11	15:09.864	7.158	6.603	80.55	1:21.781	3	5	1
5	31	B	3	Ben ROWE	Toyota MR2	11	15:11.089	8.383	1.225	80.44	1:21.686	8	7	2
6	69	B	4	Daniel BRYANT	Toyota MR2	11	15:12.231	9.525	1.142	80.34	1:21.404	9	10	4
7	84	C	3	Neil STRATTON	Toyota MR2 Roadster	11	15:12.382	9.676	0.151	80.33	1:21.487	8	3	-4
8	78	C	4	Jim MEW	Toyota MR2 Roadster	11	15:12.956	10.250	0.574	80.28	1:21.624	4	6	-2
9	9	B	5	Timothy HERON	Toyota MR2	11	15:25.563	22.857	12.607	79.19	1:23.158	7	11	2
10	59	C	5	Andrew BARANOWSKI	Toyota MR2 Roadster	11	15:25.739	23.033	0.176	79.17	1:22.420	6	8	-2
11	79	C	6	Jonathan GRIMES	Toyota MR2 Roadster	11	15:35.762	33.056	10.023	78.32	1:23.298	8	13	2
12	65	B	6	Vere OLDRIDGE	Toyota MR2	11	15:36.064	33.358	0.302	78.30	1:23.427	8	12	0
13	2	C	7	Darren ALDWORTH	Toyota MR2 Roadster	11	15:36.537	33.831	0.473	78.26	1:23.212	8	9	-4
14	4	C	8	Peter HIGTON	Toyota MR2 Roadster	11	15:37.035	34.329	0.498	78.22	1:23.835	6	14	0
15	12	B	7	Aaron LAVERTY	Toyota MR2	11	15:37.431	34.725	0.396	78.18	1:23.793	8	16	1
16	51	C	9	Andrew STRANGE	Toyota MR2 Roadster	11	15:39.388	36.682	1.957	78.02	1:23.756	9	15	-1
17	83	C	10	Jason CROSSLEY	Toyota MR2 Roadster	11	15:42.463	39.757	3.075	77.77	1:24.454	8	17	0
18	5	C	11	Iain LEADBETTER	Toyota MR2 Roadster	11	15:52.060	49.354	9.597	76.98	1:24.969	8	22	4
19	20	C	12	Patrick STONER	Toyota MR2 Roadster	11	15:52.670	49.964	0.610	76.93	1:24.973	8	21	2
20	30	C	13	Andy WILLIAMS	Toyota MR2 Roadster	11	15:53.706	51.000	1.036	76.85	1:24.969	9	19	-1
21	8	C	14	Edward OKANE	Toyota MR2 Roadster	11	15:54.347	51.641	0.641	76.80	1:25.110	11	23	2
22	46	B	8	Michele SANTAMBROGIO	Toyota MR2	11	15:54.841	52.135	0.494	76.76	1:24.895	11	20	-2
23	86	C	15	Philp O'HALLORAN	Toyota MR2 Roadster	11	16:11.928	1:09.222	17.087	75.41	1:26.324	2	24	1
24	47	B	9	Richard DALES	Toyota MR2	11	16:11.961	1:09.255	0.033	75.40	1:24.778	3	18	-6
25	53	C	16	Christopher SCOTT	Toyota MR2 Roadster	11	16:12.463	1:09.757	0.502	75.37	1:25.394	9	28	3
26	35	C	17	Richard BROWN	Toyota MR2 Roadster	11	16:12.657	1:09.951	0.194	75.35	1:26.501	10	27	1
27	76	C	18	Martin AUGER	Toyota MR2 Roadster	11	16:13.112	1:10.406	0.455	75.32	1:26.462	6	25	-2
28	3	A	1	Martin COLLINS	Toyota MR2	10	15:27.097	1 Lap	1 Lap	71.87	1:30.676	10	29	1

### NOT CLASSIFIED

DNF	17	C		Maxine NICHOLLS	Toyota MR2 Roadster	6	9:01.879	5 Laps	4 Laps	73.77	1:26.301	2	26	
-----	----	---	--	-----------------	---------------------	---	----------	--------	--------	-------	----------	---	----	--

### NOT STARTED

NS	94	C		Joseph JONES	Toyota MR2 Roadster									30
----	----	---	--	--------------	---------------------	--	--	--	--	--	--	--	--	----

### FASTEST LAP

26	B			Paul COOK	Toyota MR2	10	1:21.141			82.11 mph		132.15 kph	
11	C			Adam LOCKWOOD	Toyota MR2 Roadster	6	1:21.147			82.11 mph		132.14 kph	
3	A			Martin COLLINS	Toyota MR2	10	1:30.676			73.48 mph		118.26 kph	

Weather / Track : Cloudy / Dry

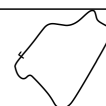
These results are provisional until the conclusion of any judicial and technical matters.

Date: 17/08/2024 Start: 16:30 Finish: 16:45  
Silverstone International: 1.8508 miles

Clerk Of Course: Lynne Spurr

Stewards:

Timekeeper: Stewart Burr



# Toyota MR2 Championship

## RACE 7 - LAP ANALYSIS

DIFF = Difference To Personal Best Lap

<b>P1 27 Shaun TRAYNOR</b>				
LAP	LAP TIME	DIFF	MPH	TIME OF DAY
1 -	1:24.208	2.770	79.12	16:32:10.040
2 -	1:21.720	0.282	81.53	16:33:31.760
3 -	1:21.520 (2)	0.082	81.73	16:34:53.280
4 -	1:22.472	1.034	80.79	16:36:15.752
5 -	1:21.842	0.404	81.41	16:37:37.594
6 -	<b>1:21.438 (1)</b>		<b>81.81</b>	<b>16:38:59.032</b>
7 -	1:22.176	0.738	81.08	16:40:21.208
8 -	1:21.549 (3)	0.111	81.70	16:41:42.757
9 -	1:21.725	0.287	81.53	16:43:04.482
10 -	1:22.042	0.604	81.21	16:44:26.524
11 -	1:22.014	0.576	81.24	16:45:48.538

<b>P2 11 Adam LOCKWOOD</b>				
LAP	LAP TIME	DIFF	MPH	TIME OF DAY
1 -	1:24.461	3.314	78.89	16:32:10.293
2 -	1:21.735	0.588	81.52	16:33:32.028
3 -	1:21.482 (2)	0.335	81.77	16:34:53.510
4 -	1:21.999	0.852	81.25	16:36:15.509
5 -	1:21.699	0.552	81.55	16:37:37.208
6 -	<b>1:21.147 (1)</b>		<b>82.11</b>	<b>16:38:58.355</b>
7 -	1:23.020	1.873	80.26	16:40:21.375
8 -	1:21.807	0.660	81.45	16:41:43.182
9 -	1:21.563 (3)	0.416	81.69	16:43:04.745
10 -	1:22.029	0.882	81.23	16:44:26.774
11 -	1:21.914	0.767	81.34	16:45:48.688

<b>P3 26 Paul COOK</b>				
LAP	LAP TIME	DIFF	MPH	TIME OF DAY
1 -	1:25.546	4.405	77.89	16:32:11.378
2 -	1:22.430	1.289	80.83	16:33:33.808
3 -	1:21.945	0.804	81.31	16:34:55.753
4 -	1:21.647 (3)	0.506	81.61	16:36:17.400
5 -	1:21.778	0.637	81.47	16:37:39.178
6 -	1:21.722	0.581	81.53	16:39:00.900
7 -	1:21.867	0.726	81.39	16:40:22.767
8 -	1:21.506 (2)	0.365	81.75	16:41:44.273
9 -	1:21.889	0.748	81.36	16:43:06.162
10 -	<b>1:21.141 (1)</b>		<b>82.11</b>	<b>16:44:27.303</b>
11 -	1:21.790	0.649	81.46	16:45:49.093

<b>P4 82 Andrew RUTHVEN</b>				
LAP	LAP TIME	DIFF	MPH	TIME OF DAY
1 -	1:25.065	3.284	78.33	16:32:10.897
2 -	1:23.259	1.478	80.03	16:33:34.156
3 -	<b>1:21.781 (1)</b>		<b>81.47</b>	<b>16:34:55.937</b>
4 -	1:22.539	0.758	80.72	16:36:18.476
5 -	1:22.651	0.870	80.61	16:37:41.127
6 -	1:23.116	1.335	80.16	16:39:04.243
7 -	1:22.175	0.394	81.08	16:40:26.418
8 -	1:22.258	0.477	81.00	16:41:48.676
9 -	1:22.118 (3)	0.337	81.14	16:43:10.794
10 -	1:22.109 (2)	0.328	81.15	16:44:32.903
11 -	1:22.793	1.012	80.48	16:45:55.696

<b>P5 31 Ben ROWE</b>				
LAP	LAP TIME	DIFF	MPH	TIME OF DAY
1 -	1:26.900	5.214	76.67	16:32:12.732
2 -	1:22.905	1.219	80.37	16:33:35.637
3 -	1:23.260	1.574	80.02	16:34:58.897

DIFF = Difference To Personal Best Lap

4 -	1:22.097 (3)	0.411	81.16	16:36:20.994
5 -	1:22.024 (2)	0.338	81.23	16:37:43.018
6 -	1:22.290	0.604	80.97	16:39:05.308
7 -	1:22.379	0.693	80.88	16:40:27.687
8 -	<b>1:21.686 (1)</b>		<b>81.57</b>	<b>16:41:49.373</b>
9 -	1:22.372	0.686	80.89	16:43:11.745
10 -	1:23.063	1.377	80.21	16:44:34.808
11 -	1:22.113	0.427	81.14	16:45:56.921

<b>P6 69 Daniel BRYANT</b>				
LAP	LAP TIME	DIFF	MPH	TIME OF DAY
1 -	1:27.162	5.758	76.44	16:32:12.994
2 -	1:22.868	1.464	80.40	16:33:35.862
3 -	1:24.213	2.809	79.12	16:35:00.075
4 -	1:21.897 (3)	0.493	81.36	16:36:21.972
5 -	1:22.863	1.459	80.41	16:37:44.835
6 -	1:22.219	0.815	81.04	16:39:07.054
7 -	1:22.400	0.996	80.86	16:40:29.454
8 -	1:21.611 (2)	0.207	81.64	16:41:51.065
9 -	<b>1:21.404 (1)</b>		<b>81.85</b>	<b>16:43:12.469</b>
10 -	1:22.881	1.477	80.39	16:44:35.350
11 -	1:22.713	1.309	80.55	16:45:58.063

<b>P7 84 Neil STRATTON</b>				
LAP	LAP TIME	DIFF	MPH	TIME OF DAY
1 -	1:26.542	5.055	76.99	16:32:12.374
2 -	1:22.798	1.311	80.47	16:33:35.172
3 -	1:22.703	1.216	80.56	16:34:57.875
4 -	1:22.512	1.025	80.75	16:36:20.387
5 -	1:22.960	1.473	80.31	16:37:43.347
6 -	1:22.181 (2)	0.694	81.07	16:39:05.528
7 -	1:22.733	1.246	80.53	16:40:28.261
8 -	<b>1:21.487 (1)</b>		<b>81.77</b>	<b>16:41:49.748</b>
9 -	1:22.266 (3)	0.779	80.99	16:43:12.014
10 -	1:23.037	1.550	80.24	16:44:35.051
11 -	1:23.163	1.676	80.12	16:45:58.214

<b>P8 78 Jim MEW</b>				
LAP	LAP TIME	DIFF	MPH	TIME OF DAY
1 -	1:26.726	5.102	76.83	16:32:12.558
2 -	1:22.804	1.180	80.46	16:33:35.362
3 -	1:24.391	2.767	78.95	16:34:59.753
4 -	<b>1:21.624 (1)</b>		<b>81.63</b>	<b>16:36:21.377</b>
5 -	1:22.364	0.740	80.89	16:37:43.741
6 -	1:22.063 (3)	0.439	81.19	16:39:05.804
7 -	1:22.822	1.198	80.45	16:40:28.626
8 -	1:23.847	2.223	79.46	16:41:52.473
9 -	1:22.206	0.582	81.05	16:43:14.679
10 -	1:22.303	0.679	80.95	16:44:36.982
11 -	1:21.806 (2)	0.182	81.45	16:45:58.788

<b>P9 9 Timothy HERON</b>				
LAP	LAP TIME	DIFF	MPH	TIME OF DAY
1 -	1:28.745	5.587	75.08	16:32:14.577
2 -	1:24.493	1.335	78.86	16:33:39.070
3 -	1:23.310	0.152	79.98	16:35:02.380
4 -	1:23.334	0.176	79.95	16:36:25.714
5 -	1:23.184 (2)	0.026	80.10	16:37:48.898
6 -	1:23.496	0.338	79.80	16:39:12.394
7 -	<b>1:23.158 (1)</b>		<b>80.12</b>	<b>16:40:35.552</b>
8 -	1:23.193 (3)	0.035	80.09	16:41:58.745
9 -	1:23.655	0.497	79.65	16:43:22.400

# Toyota MR2 Championship

## RACE 7 - LAP ANALYSIS

DIFF = Difference To Personal Best Lap

10 -	1:24.733	1.575	78.63	16:44:47.133
11 -	1:24.262	1.104	79.07	16:46:11.395

P10 59 Andrew BARANOWSKI				
LAP	LAP TIME	DIFF	MPH	TIME OF DAY
1 -	1:29.006	6.586	74.86	16:32:14.838
2 -	1:25.187	2.767	78.21	16:33:40.025
3 -	1:23.420	1.000	79.87	16:35:03.445
4 -	1:24.793	2.373	78.58	16:36:28.238
5 -	1:22.797 (3)	0.377	80.47	16:37:51.035
<b>6 -</b>	<b>1:22.420 (1)</b>		<b>80.84</b>	<b>16:39:13.455</b>
7 -	1:22.515 (2)	0.095	80.75	16:40:35.970
8 -	1:23.119	0.699	80.16	16:41:59.089
9 -	1:23.528	1.108	79.77	16:43:22.617
10 -	1:24.711	2.291	78.65	16:44:47.328
11 -	1:24.243	1.823	79.09	16:46:11.571

P11 79 Jonathan GRIMES				
LAP	LAP TIME	DIFF	MPH	TIME OF DAY
1 -	1:29.560	6.262	74.39	16:32:15.392
2 -	1:25.532	2.234	77.90	16:33:40.924
3 -	1:23.314 (2)	0.016	79.97	16:35:04.238
4 -	1:25.526	2.228	77.90	16:36:29.764
5 -	1:25.436	2.138	77.99	16:37:55.200
6 -	1:23.846 (3)	0.548	79.46	16:39:19.046
7 -	1:24.969	1.671	78.41	16:40:44.015
<b>8 -</b>	<b>1:23.298 (1)</b>		<b>79.99</b>	<b>16:42:07.313</b>
9 -	1:24.286	0.988	79.05	16:43:31.599
10 -	1:24.588	1.290	78.77	16:44:56.187
11 -	1:25.407	2.109	78.01	16:46:21.594

P12 65 Vere OLDRIDGE				
LAP	LAP TIME	DIFF	MPH	TIME OF DAY
1 -	1:31.902	8.475	72.50	16:32:17.734
2 -	1:24.368	0.941	78.97	16:33:42.102
3 -	1:24.286	0.859	79.05	16:35:06.388
4 -	1:24.008 (3)	0.581	79.31	16:36:30.396
5 -	1:25.857	2.430	77.60	16:37:56.253
6 -	1:24.050	0.623	79.27	16:39:20.303
7 -	1:24.836	1.409	78.54	16:40:45.139
<b>8 -</b>	<b>1:23.427 (1)</b>		<b>79.86</b>	<b>16:42:08.566</b>
9 -	1:23.487 (2)	0.060	79.81	16:43:32.053
10 -	1:24.393	0.966	78.95	16:44:56.446
11 -	1:25.450	2.023	77.97	16:46:21.896

P13 2 Darren ALDWORTH				
LAP	LAP TIME	DIFF	MPH	TIME OF DAY
1 -	1:28.477	5.265	75.30	16:32:14.309
2 -	1:25.022	1.810	78.37	16:33:39.331
3 -	1:24.306 (3)	1.094	79.03	16:35:03.637
4 -	1:26.384	3.172	77.13	16:36:30.021
5 -	1:24.849	1.637	78.53	16:37:54.870
6 -	1:23.860 (2)	0.648	79.45	16:39:18.730
7 -	1:24.505	1.293	78.85	16:40:43.235
<b>8 -</b>	<b>1:23.212 (1)</b>		<b>80.07</b>	<b>16:42:06.447</b>
9 -	1:24.877	1.665	78.50	16:43:31.324
10 -	1:24.563	1.351	78.79	16:44:55.887
11 -	1:26.482	3.270	77.04	16:46:22.369

DIFF = Difference To Personal Best Lap

P14 4 Peter HIGTON				
LAP	LAP TIME	DIFF	MPH	TIME OF DAY
1 -	1:29.993	6.158	74.04	16:32:15.825
2 -	1:24.741	0.906	78.63	16:33:40.566
3 -	1:24.847	1.012	78.53	16:35:05.413
4 -	1:24.646	0.811	78.71	16:36:30.059
5 -	1:25.980	2.145	77.49	16:37:56.039
<b>6 -</b>	<b>1:23.835 (1)</b>		<b>79.48</b>	<b>16:39:19.874</b>
7 -	1:24.782	0.947	78.59	16:40:44.656
8 -	1:23.844 (2)	0.009	79.47	16:42:08.500
9 -	1:25.171	1.336	78.23	16:43:33.671
10 -	1:24.161 (3)	0.326	79.17	16:44:57.832
11 -	1:25.035	1.200	78.35	16:46:22.867

P15 12 Aaron LAVERTY				
LAP	LAP TIME	DIFF	MPH	TIME OF DAY
1 -	1:30.880	7.087	73.31	16:32:16.712
2 -	1:24.565	0.772	78.79	16:33:41.277
3 -	1:24.835	1.042	78.54	16:35:06.112
4 -	1:25.363	1.570	78.05	16:36:31.475
5 -	1:25.493	1.700	77.93	16:37:56.968
6 -	1:24.317 (3)	0.524	79.02	16:39:21.285
7 -	1:24.440	0.647	78.91	16:40:45.725
<b>8 -</b>	<b>1:23.793 (1)</b>		<b>79.52</b>	<b>16:42:09.518</b>
9 -	1:24.820	1.027	78.55	16:43:34.338
10 -	1:24.264 (2)	0.471	79.07	16:44:58.602
11 -	1:24.661	0.868	78.70	16:46:23.263

P16 51 Andrew STRANGE				
LAP	LAP TIME	DIFF	MPH	TIME OF DAY
1 -	1:33.157	9.401	71.52	16:32:18.989
2 -	1:25.719	1.963	77.73	16:33:44.708
3 -	1:26.999	3.243	76.58	16:35:11.707
4 -	1:24.021 (3)	0.265	79.30	16:36:35.728
5 -	1:23.900 (2)	0.144	79.41	16:37:59.628
6 -	1:24.564	0.808	78.79	16:39:24.192
7 -	1:24.743	0.987	78.62	16:40:48.935
8 -	1:24.048	0.292	79.27	16:42:12.983
<b>9 -</b>	<b>1:23.756 (1)</b>		<b>79.55</b>	<b>16:43:36.739</b>
10 -	1:24.394	0.638	78.95	16:45:01.133
11 -	1:24.087	0.331	79.24	16:46:25.220

P17 83 Jason CROSSLEY				
LAP	LAP TIME	DIFF	MPH	TIME OF DAY
1 -	1:32.142	7.688	72.31	16:32:17.974
2 -	1:26.410	1.956	77.11	16:33:44.384
3 -	1:25.000	0.546	78.39	16:35:09.384
4 -	1:24.584 (3)	0.130	78.77	16:36:33.968
5 -	1:25.071	0.617	78.32	16:37:59.039
6 -	1:24.661	0.207	78.70	16:39:23.700
7 -	1:25.734	1.280	77.71	16:40:49.434
<b>8 -</b>	<b>1:24.454 (1)</b>		<b>78.89</b>	<b>16:42:13.888</b>
9 -	1:24.465 (2)	0.011	78.88	16:43:38.353
10 -	1:25.153	0.699	78.25	16:45:03.506
11 -	1:24.789	0.335	78.58	16:46:28.295

P18 5 Iain LEADBETTER				
LAP	LAP TIME	DIFF	MPH	TIME OF DAY
1 -	1:34.999	10.030	70.13	16:32:20.831
2 -	1:27.349	2.380	76.28	16:33:48.180
3 -	1:25.508	0.539	77.92	16:35:13.688

# Toyota MR2 Championship

## RACE 7 - LAP ANALYSIS

DIFF = Difference To Personal Best Lap

4 -	1:25.946	0.977	77.52	16:36:39.634
5 -	1:25.169 (3)	0.200	78.23	16:38:04.803
6 -	1:26.093	1.124	77.39	16:39:30.896
7 -	1:25.821	0.852	77.64	16:40:56.717
<b>8 -</b>	<b>1:24.969 (1)</b>		<b>78.41</b>	<b>16:42:21.686</b>
9 -	1:25.039 (2)	0.070	78.35	16:43:46.725
10 -	1:25.748	0.779	77.70	16:45:12.473
11 -	1:25.419	0.450	78.00	16:46:37.892

### P19 20 Patrick STONER

LAP	LAP TIME	DIFF	MPH	TIME OF DAY
1 -	1:33.380	8.407	71.35	16:32:19.212
2 -	1:25.666	0.693	77.78	16:33:44.878
3 -	1:27.104	2.131	76.49	16:35:11.982
4 -	1:26.002	1.029	77.47	16:36:37.984
5 -	1:26.468	1.495	77.06	16:38:04.452
6 -	1:26.120	1.147	77.37	16:39:30.572
7 -	1:25.462 (3)	0.489	77.96	16:40:56.034
<b>8 -</b>	<b>1:24.973 (1)</b>		<b>78.41</b>	<b>16:42:21.007</b>
9 -	1:25.162 (2)	0.189	78.24	16:43:46.169
10 -	1:26.472	1.499	77.05	16:45:12.641
11 -	1:25.861	0.888	77.60	16:46:38.502

### P20 30 Andy WILLIAMS

LAP	LAP TIME	DIFF	MPH	TIME OF DAY
1 -	1:35.189	10.220	69.99	16:32:21.021
2 -	1:27.402	2.433	76.23	16:33:48.423
3 -	1:26.104	1.135	77.38	16:35:14.527
4 -	1:25.631	0.662	77.81	16:36:40.158
5 -	1:25.956	0.987	77.51	16:38:06.114
6 -	1:26.449	1.480	77.07	16:39:32.563
7 -	1:25.604	0.635	77.83	16:40:58.167
8 -	1:25.350 (3)	0.381	78.06	16:42:23.517
<b>9 -</b>	<b>1:24.969 (1)</b>		<b>78.41</b>	<b>16:43:48.486</b>
10 -	1:25.760	0.791	77.69	16:45:14.246
11 -	1:25.292 (2)	0.323	78.12	16:46:39.538

### P21 8 Edward OKANE

LAP	LAP TIME	DIFF	MPH	TIME OF DAY
1 -	1:34.805	9.695	70.28	16:32:20.637
2 -	1:26.161	1.051	77.33	16:33:46.798
3 -	1:26.292	1.182	77.21	16:35:13.090
4 -	1:25.888	0.778	77.58	16:36:38.978
5 -	1:25.995	0.885	77.48	16:38:04.973
6 -	1:26.853	1.743	76.71	16:39:31.826
7 -	1:25.779 (3)	0.669	77.67	16:40:57.605
8 -	1:25.514 (2)	0.404	77.91	16:42:23.119
9 -	1:25.992	0.882	77.48	16:43:49.111
10 -	1:25.958	0.848	77.51	16:45:15.069
<b>11 -</b>	<b>1:25.110 (1)</b>		<b>78.28</b>	<b>16:46:40.179</b>

### P22 46 Michele SANTAMBROGIO

LAP	LAP TIME	DIFF	MPH	TIME OF DAY
1 -	1:33.989	9.094	70.89	16:32:19.821
2 -	1:27.444	2.549	76.19	16:33:47.265
3 -	1:26.145	1.250	77.34	16:35:13.410
4 -	1:25.844	0.949	77.62	16:36:39.254
5 -	1:26.399	1.504	77.12	16:38:05.653
6 -	1:27.203	2.308	76.41	16:39:32.856
7 -	1:26.275	1.380	77.23	16:40:59.131
8 -	1:24.969 (2)	0.074	78.41	16:42:24.100
9 -	1:26.344	1.449	77.17	16:43:50.444

DIFF = Difference To Personal Best Lap

10 -	1:25.334 (3)	0.439	78.08	16:45:15.778
<b>11 -</b>	<b>1:24.895 (1)</b>		<b>78.48</b>	<b>16:46:40.673</b>

### P23 86 Philp O'HALLORAN

LAP	LAP TIME	DIFF	MPH	TIME OF DAY
1 -	1:37.158	10.834	68.58	16:32:22.990
<b>2 -</b>	<b>1:26.324 (1)</b>		<b>77.18</b>	<b>16:33:49.314</b>
3 -	1:26.637 (2)	0.313	76.90	16:35:15.951
4 -	1:26.652 (3)	0.328	76.89	16:36:42.603
5 -	1:27.633	1.309	76.03	16:38:10.236
6 -	1:27.735	1.411	75.94	16:39:37.971
7 -	1:27.172	0.848	76.43	16:41:05.143
8 -	1:28.503	2.179	75.28	16:42:33.646
9 -	1:27.215	0.891	76.40	16:44:00.861
10 -	1:28.741	2.417	75.08	16:45:29.602
11 -	1:28.158	1.834	75.58	16:46:57.760

### P24 47 Richard DALES

LAP	LAP TIME	DIFF	MPH	TIME OF DAY
1 -	1:42.503	17.725	65.00	16:32:28.335
2 -	1:27.046	2.268	76.54	16:33:55.381
<b>3 -</b>	<b>1:24.778 (1)</b>		<b>78.59</b>	<b>16:35:20.159</b>
4 -	1:27.559	2.781	76.09	16:36:47.718
5 -	1:26.504 (3)	1.726	77.02	16:38:14.222
6 -	1:27.315	2.537	76.31	16:39:41.537
7 -	1:27.240	2.462	76.37	16:41:08.777
8 -	1:27.747	2.969	75.93	16:42:36.524
9 -	1:25.413 (2)	0.635	78.01	16:44:01.937
10 -	1:27.828	3.050	75.86	16:45:29.765
11 -	1:28.028	3.250	75.69	16:46:57.793

### P25 53 Christopher SCOTT

LAP	LAP TIME	DIFF	MPH	TIME OF DAY
1 -	1:39.084	13.690	67.24	16:32:24.916
2 -	1:27.592	2.198	76.07	16:33:52.508
3 -	1:26.697 (3)	1.303	76.85	16:35:19.205
4 -	1:27.500	2.106	76.15	16:36:46.705
5 -	1:27.040	1.646	76.55	16:38:13.745
6 -	1:28.303	2.909	75.45	16:39:42.048
7 -	1:26.474 (2)	1.080	77.05	16:41:08.522
8 -	1:28.675	3.281	75.14	16:42:37.197
<b>9 -</b>	<b>1:25.394 (1)</b>		<b>78.02</b>	<b>16:44:02.591</b>
10 -	1:27.415	2.021	76.22	16:45:30.006
11 -	1:28.289	2.895	75.47	16:46:58.295

### P26 35 Richard BROWN

LAP	LAP TIME	DIFF	MPH	TIME OF DAY
1 -	1:38.547	12.046	67.61	16:32:24.379
2 -	1:26.842 (3)	0.341	76.72	16:33:51.221
3 -	1:26.779 (2)	0.278	76.78	16:35:18.000
4 -	1:28.025	1.524	75.69	16:36:46.025
5 -	1:28.012	1.511	75.70	16:38:14.037
6 -	1:28.291	1.790	75.46	16:39:42.328
7 -	1:26.981	0.480	76.60	16:41:09.309
8 -	1:27.704	1.203	75.97	16:42:37.013
9 -	1:26.927	0.426	76.65	16:44:03.940
<b>10 -</b>	<b>1:26.501 (1)</b>		<b>77.03</b>	<b>16:45:30.441</b>
11 -	1:28.048	1.547	75.67	16:46:58.489

# Toyota MR2 Championship

## RACE 7 - LAP ANALYSIS

DIFF = Difference To Personal Best Lap

<b>P27 76 Martin AUGER</b>				
LAP	LAP TIME	DIFF	MPH	TIME OF DAY
1 -	1:39.329	12.867	67.08	16:32:25.161
2 -	1:27.712	1.250	75.96	16:33:52.873
3 -	1:27.120	0.658	76.48	16:35:19.993
4 -	1:28.069	1.607	75.65	16:36:48.062
5 -	1:28.410	1.948	75.36	16:38:16.472
<b>6 -</b>	<b>1:26.462 (1)</b>		<b>77.06</b>	<b>16:39:42.934</b>
7 -	1:27.971	1.509	75.74	16:41:10.905
8 -	1:26.567 (2)	0.105	76.97	16:42:37.472
9 -	1:27.794	1.332	75.89	16:44:05.266
10 -	1:26.678 (3)	0.216	76.87	16:45:31.944
11 -	1:27.000	0.538	76.58	16:46:58.944

<b>P28 3 Martin COLLINS</b>				
LAP	LAP TIME	DIFF	MPH	TIME OF DAY
1 -	1:40.498	9.822	66.30	16:32:26.330
2 -	1:31.986	1.310	72.43	16:33:58.316
3 -	1:33.063	2.387	71.59	16:35:31.379
4 -	1:32.225	1.549	72.24	16:37:03.604
5 -	1:32.678	2.002	71.89	16:38:36.282
6 -	1:32.174	1.498	72.28	16:40:08.456
7 -	1:30.976 (3)	0.300	73.24	16:41:39.432
8 -	1:32.026	1.350	72.40	16:43:11.458
9 -	1:30.795 (2)	0.119	73.38	16:44:42.253
<b>10 -</b>	<b>1:30.676 (1)</b>		<b>73.48</b>	<b>16:46:12.929</b>

<b>P29 17 Maxine NICHOLLS</b>				
LAP	LAP TIME	DIFF	MPH	TIME OF DAY
1 -	1:36.516	10.215	69.03	16:32:22.348
<b>2 -</b>	<b>1:26.301 (1)</b>		<b>77.20</b>	<b>16:33:48.649</b>
3 -	1:28.649 (2)	2.348	75.16	16:35:17.298
4 -	1:30.092 (3)	3.791	73.96	16:36:47.390
5 -	1:30.514	4.213	73.61	16:38:17.904
6 -	1:29.807 P	3.506	74.19	16:39:47.711

# Toyota MR2 Championship

## RACE 7 - LAP CHART

LAP 1 @ 16:32:10.040			LAP 2 @ 16:33:31.760			LAP 3 @ 16:34:53.280			LAP 4 @ 16:36:15.509			LAP 5 @ 16:37:37.208		
NO	BEHIND	LAP TIME	NO	BEHIND	LAP TIME	NO	BEHIND	LAP TIME	NO	BEHIND	LAP TIME	NO	BEHIND	LAP TIME
27		1:24.208	27		1:21.720	27		1:21.520	11		1:21.999	11		1:21.699
11	0.253	1:24.461	11	0.268	1:21.735	11	0.230	1:21.482	27	0.243	1:22.472	27	0.386	1:21.842
82	0.857	1:25.065	26	2.048	1:22.430	26	2.473	1:21.945	26	1.891	1:21.647	26	1.970	1:21.778
26	1.338	1:25.546	82	2.396	1:23.259	82	2.657	1:21.781	82	2.967	1:22.539	82	3.919	1:22.651
84	2.334	1:26.542	84	3.412	1:22.798	84	4.595	1:22.703	84	4.878	1:22.512	31	5.810	1:22.024
78	2.518	1:26.726	78	3.602	1:22.804	31	5.617	1:23.260	31	5.485	1:22.097	84	6.139	1:22.960
31	2.692	1:26.900	31	3.877	1:22.905	78	6.473	1:24.391	78	5.868	1:21.624	78	6.533	1:22.364
69	2.954	1:27.162	69	4.102	1:22.868	69	6.795	1:24.213	69	6.463	1:21.897	69	7.627	1:22.863
2	4.269	1:28.477	9	7.310	1:24.493	9	9.100	1:23.310	9	10.205	1:23.334	9	11.690	1:23.184
9	4.537	1:28.745	2	7.571	1:25.022	59	10.165	1:23.420	59	12.729	1:24.793	59	13.827	1:22.797
59	4.798	1:29.006	59	8.265	1:25.187	2	10.357	1:24.306	79	14.255	1:25.526	2	17.662	1:24.849
79	5.352	1:29.560	4	8.806	1:24.741	79	10.958	1:23.314	2	14.512	1:26.384	79	17.992	1:25.436
4	5.785	1:29.993	79	9.164	1:25.532	4	12.133	1:24.847	4	14.550	1:24.646	4	18.831	1:25.980
12	6.672	1:30.880	12	9.517	1:24.565	12	12.832	1:24.835	65	14.887	1:24.008	65	19.045	1:25.857
65	7.694	1:31.902	65	10.342	1:24.368	65	13.108	1:24.286	12	15.966	1:25.363	12	19.760	1:25.493
83	7.934	1:32.142	83	12.624	1:26.410	83	16.104	1:25.000	83	18.459	1:24.584	83	21.831	1:25.071
51	8.949	1:33.157	51	12.948	1:25.719	51	18.427	1:26.999	51	20.219	1:24.021	51	22.420	1:23.900
20	9.172	1:33.380	20	13.118	1:25.666	20	18.702	1:27.104	20	22.475	1:26.002	20	27.244	1:26.468
46	9.781	1:33.989	8	15.038	1:26.161	8	19.810	1:26.292	8	23.469	1:25.888	5	27.595	1:25.169
8	10.597	1:34.805	46	15.505	1:27.444	46	20.130	1:26.145	46	23.745	1:25.844	8	27.765	1:25.995
5	10.791	1:34.999	5	16.420	1:27.349	5	20.408	1:25.508	5	24.125	1:25.946	46	28.445	1:26.399
30	10.981	1:35.189	30	16.663	1:27.402	30	21.247	1:26.104	30	24.649	1:25.631	30	28.906	1:25.956
17	12.308	1:36.516	17	16.889	1:26.301	86	22.671	1:26.637	86	27.094	1:26.652	86	33.028	1:27.633
86	12.950	1:37.158	86	17.554	1:26.324	17	24.018	1:28.649	35	30.516	1:28.025	53	36.537	1:27.040
35	14.339	1:38.547	35	19.461	1:26.842	35	24.720	1:26.779	53	31.196	1:27.500	35	36.829	1:28.012
53	14.876	1:39.084	53	20.748	1:27.592	53	25.925	1:26.697	17	31.881	1:30.092	47	37.014	1:26.504
76	15.121	1:39.329	76	21.113	1:27.712	76	26.713	1:27.120	47	32.209	1:27.559	76	39.264	1:28.410
3	16.290	1:40.498	47	23.621	1:27.046	47	26.879	1:24.778	76	32.553	1:28.069	17	40.696	1:30.514
47	18.295	1:42.503	3	26.556	1:31.986	3	38.099	1:33.063	3	48.095	1:32.225	3	59.074	1:32.678

# Toyota MR2 Championship

## RACE 7 - LAP CHART

LAP 6 @ 16:38:58.355			LAP 7 @ 16:40:21.208			LAP 8 @ 16:41:42.757			LAP 9 @ 16:43:04.482			LAP 10 @ 16:44:26.524		
NO	BEHIND	LAP TIME	NO	BEHIND	LAP TIME	NO	BEHIND	LAP TIME	NO	BEHIND	LAP TIME	NO	BEHIND	LAP TIME
11		1:21.147	27		1:22.176	27		1:21.549	27		1:21.725	27		1:22.042
27	0.677	1:21.438	11	0.167	1:23.020	11	0.425	1:21.807	11	0.263	1:21.563	11	0.250	1:22.029
26	2.545	1:21.722	26	1.559	1:21.867	26	1.516	1:21.506	26	1.680	1:21.889	26	0.779	1:21.141
82	5.888	1:23.116	82	5.210	1:22.175	82	5.919	1:22.258	82	6.312	1:22.118	82	6.379	1:22.109
31	6.953	1:22.290	31	6.479	1:22.379	31	6.616	1:21.686	3	1 Lap	1:32.026	31	8.284	1:23.063
84	7.173	1:22.181	84	7.053	1:22.733	84	6.991	1:21.487	31	7.263	1:22.372	84	8.527	1:23.037
78	7.449	1:22.063	78	7.418	1:22.822	69	8.308	1:21.611	84	7.532	1:22.266	69	8.826	1:22.881
69	8.699	1:22.219	69	8.246	1:22.400	78	9.716	1:23.847	69	7.987	1:21.404	78	10.458	1:22.303
9	14.039	1:23.496	9	14.344	1:23.158	9	15.988	1:23.193	78	10.197	1:22.206	3	1 Lap	1:30.795
59	15.100	1:22.420	59	14.762	1:22.515	59	16.332	1:23.119	9	17.918	1:23.655	9	20.609	1:24.733
2	20.375	1:23.860	2	22.027	1:24.505	2	23.690	1:23.212	59	18.135	1:23.528	59	20.804	1:24.711
79	20.691	1:23.846	79	22.807	1:24.969	79	24.556	1:23.298	2	26.842	1:24.877	2	29.363	1:24.563
4	21.519	1:23.835	4	23.448	1:24.782	4	25.743	1:23.844	79	27.117	1:24.286	79	29.663	1:24.588
65	21.948	1:24.050	65	23.931	1:24.836	65	25.809	1:23.427	65	27.571	1:23.487	65	29.922	1:24.393
12	22.930	1:24.317	12	24.517	1:24.440	12	26.761	1:23.793	4	29.189	1:25.171	4	31.308	1:24.161
83	25.345	1:24.661	51	27.727	1:24.743	51	30.226	1:24.048	12	29.856	1:24.820	12	32.078	1:24.264
51	25.837	1:24.564	83	28.226	1:25.734	83	31.131	1:24.454	51	32.257	1:23.756	51	34.609	1:24.394
20	32.217	1:26.120	20	34.826	1:25.462	20	38.250	1:24.973	83	33.871	1:24.465	83	36.982	1:25.153
5	32.541	1:26.093	5	35.509	1:25.821	5	38.929	1:24.969	20	41.687	1:25.162	5	45.949	1:25.748
8	33.471	1:26.853	8	36.397	1:25.779	8	40.362	1:25.514	5	42.243	1:25.039	20	46.117	1:26.472
30	34.208	1:26.449	30	36.959	1:25.604	30	40.760	1:25.350	30	44.004	1:24.969	30	47.722	1:25.760
46	34.501	1:27.203	46	37.923	1:26.275	46	41.343	1:24.969	8	44.629	1:25.992	8	48.545	1:25.958
86	39.616	1:27.735	86	43.935	1:27.172	86	50.889	1:28.503	46	45.962	1:26.344	46	49.254	1:25.334
47	43.182	1:27.315	53	47.314	1:26.474	47	53.767	1:27.747	86	56.379	1:27.215	86	1:03.078	1:28.741
53	43.693	1:28.303	47	47.569	1:27.240	35	54.256	1:27.704	47	57.455	1:25.413	47	1:03.241	1:27.828
35	43.973	1:28.291	35	48.101	1:26.981	53	54.440	1:28.675	53	58.109	1:25.394	53	1:03.482	1:27.415
76	44.579	1:26.462	76	49.697	1:27.971	76	54.715	1:26.567	35	59.458	1:26.927	35	1:03.917	1:26.501
17	49.356	1:29.807 P	3	1:18.224	1:30.976				76	1:00.784	1:27.794	76	1:05.420	1:26.678
3	1:10.101	1:32.174												

# Toyota MR2 Championship

## RACE 7 - LAP CHART

**LAP 11 @ 16:45:48.538**

NO	BEHIND	LAP TIME
27		1:22.014
11	0.150	1:21.914
26	0.555	1:21.790
82	7.158	1:22.793
31	8.383	1:22.113
69	9.525	1:22.713
84	9.676	1:23.163
78	10.250	1:21.806
9	22.857	1:24.262
59	23.033	1:24.243
3	1 Lap	1:30.676
79	33.056	1:25.407
65	33.358	1:25.450
2	33.831	1:26.482
4	34.329	1:25.035
12	34.725	1:24.661
51	36.682	1:24.087
83	39.757	1:24.789
5	49.354	1:25.419
20	49.964	1:25.861
30	51.000	1:25.292
8	51.641	1:25.110
46	52.135	1:24.895
86	1:09.222	1:28.158
47	1:09.255	1:28.028
53	1:09.757	1:28.289
35	1:09.951	1:28.048
76	1:10.406	1:27.000



# Toyota MR2 Championship

## RACE 7 - POSITION CHART

No	Name	Lap Pos	Lap										
			1	2	3	4	5	6	7	8	9	10	11
11	LOCKWOOD	1	27	27	27	11	11	11	27	27	27	27	27
27	TRAYNOR	2	11	11	11	27	27	27	11	11	11	11	11
84	STRATTON	3	82	26	26	26	26	26	26	26	26	26	26
26	COOK	4	26	82	82	82	82	82	82	82	82	82	82
82	RUTHVEN	5	84	84	84	84	31	31	31	31	31	31	31
78	MEW	6	78	78	31	31	84	84	84	84	84	84	69
31	ROWE	7	31	31	78	78	78	78	78	69	69	69	84
59	BARANOWSKI	8	69	69	69	69	69	69	69	78	78	78	78
2	ALDWORTH	9	2	9	9	9	9	9	9	9	9	9	9
69	BRYANT	10	9	2	59	59	59	59	59	59	59	59	59
9	HERON	11	59	59	2	79	2	2	2	2	2	2	79
65	OLDRIDGE	12	79	4	79	2	79	79	79	79	79	79	65
79	GRIMES	13	4	79	4	4	4	4	4	4	65	65	2
4	HIGTON	14	12	12	12	65	65	65	65	65	4	4	4
51	STRANGE	15	65	65	65	12	12	12	12	12	12	12	12
12	LAVERTY	16	83	83	83	83	83	83	51	51	51	51	51
83	CROSSLEY	17	51	51	51	51	51	51	83	83	83	83	83
47	DALES	18	20	20	20	20	20	20	20	20	5	5	5
30	WILLIAMS	19	46	8	8	8	5	5	5	5	5	20	20
46	SANTAMBROGIO	20	8	46	46	46	8	8	8	8	30	30	30
20	STONER	21	5	5	5	5	46	30	30	30	8	8	8
5	LEADBETTER	22	30	30	30	30	30	46	46	46	46	46	46
8	OKANE	23	17	17	86	86	86	86	86	86	86	86	86
86	O'HALLORAN	24	86	86	17	35	53	47	53	47	47	47	47
76	AUGER	25	35	35	35	53	35	53	47	35	53	53	53
17	NICHOLLS	26	53	53	53	17	47	35	35	53	35	35	35
35	BROWN	27	76	76	76	47	76	76	76	76	76	76	76
53	SCOTT	28	3	47	47	76	17	17	3	3	3	3	3
3	COLLINS	29	47	3	3	3	3	3					
94	JONES	30											

# Toyota MR2 Championship

## RACE 7 - STATISTICS

<b>Competitors Started</b>	29
<b>Planned Start</b>	2024-08-17 @ 16:00:00.000
<b>Actual Start</b>	2024-08-17 @ 16:30:45.831
<b>Finish Time</b>	2024-08-17 @ 16:45:47.529
<b>Track Length</b>	1.8508mi.
<b>Total Laps</b>	313
<b>Total Distance Covered</b>	579.3307mi.

### Session Fastest Lap History

NO	CL	NAME	LAP TIME	TIME OF DAY	LAP	VEHICLE
27	C	Shaun TRAYNOR	<b>1:24.208</b>	16:32:10.176	1	Toyota MR2 Roadster
27	C	Shaun TRAYNOR	<b>1:21.720</b>	16:33:31.895	2	Toyota MR2 Roadster
27	C	Shaun TRAYNOR	<b>1:21.520</b>	16:34:53.416	3	Toyota MR2 Roadster
11	C	Adam LOCKWOOD	<b>1:21.482</b>	16:34:53.655	3	Toyota MR2 Roadster
11	C	Adam LOCKWOOD	<b>1:21.147</b>	16:38:58.501	6	Toyota MR2 Roadster
26	B	Paul COOK	<b>1:21.141</b>	16:44:27.437	10	Toyota MR2

### Session Leader History

NO	CL	NAME	FROM LAP	LAPS LED	DISTANCE	VEHICLE
27	C	Shaun TRAYNOR	1	3	5.55 miles	Toyota MR2 Roadster
11	C	Adam LOCKWOOD	4	3	5.55 miles	Toyota MR2 Roadster
27	C	Shaun TRAYNOR	7	5	9.25 miles	Toyota MR2 Roadster

### Flag History

TYPE	TIME OF DAY
GREEN	16:30:45.831
FINISH	16:45:47.529

### Flag Statistics

TYPE	COUNT	TOTAL LAPS	TOTAL TIME
Green	1	11	16:37.588
Red	0	0	0.000
Safety Car	0	0	0.000
FCY	0	0	0.000

# Toyota MR2 Championship

## RACE 7 - STATISTICS

CLASS : A

1 Starters

### Fastest Lap History

NO	NAME	LAP TIME	TIME OF DAY	LAP	VEHICLE
3	Martin COLLINS	<b>1:40.498</b>	16:32:26.470	1	Toyota MR2
3	Martin COLLINS	<b>1:31.986</b>	16:33:58.456	2	Toyota MR2
3	Martin COLLINS	<b>1:30.976</b>	16:41:39.568	7	Toyota MR2
3	Martin COLLINS	<b>1:30.795</b>	16:44:42.390	9	Toyota MR2
3	Martin COLLINS	<b>1:30.676</b>	16:46:13.062	10	Toyota MR2

### Leader History

NO	NAME	FROM LAP	LAPS LED	DISTANCE	VEHICLE
3	Martin COLLINS	1	10	18.50 miles	Toyota MR2

# Toyota MR2 Championship

## RACE 7 - STATISTICS

CLASS : B

9 Starters

### Fastest Lap History

NO	NAME	LAP TIME	TIME OF DAY	LAP	VEHICLE
82	Andrew RUTHVEN	1:25.065	16:32:11.025	1	Toyota MR2
26	Paul COOK	1:22.430	16:33:33.944	2	Toyota MR2
26	Paul COOK	1:21.945	16:34:55.885	3	Toyota MR2
82	Andrew RUTHVEN	1:21.781	16:34:56.060	3	Toyota MR2
26	Paul COOK	1:21.647	16:36:17.533	4	Toyota MR2
26	Paul COOK	1:21.506	16:41:44.405	8	Toyota MR2
69	Daniel BRYANT	1:21.404	16:43:12.596	9	Toyota MR2
26	Paul COOK	1:21.141	16:44:27.437	10	Toyota MR2

### Leader History

NO	NAME	FROM LAP	LAPS LED	DISTANCE	VEHICLE
82	Andrew RUTHVEN	1	1	1.85 miles	Toyota MR2
26	Paul COOK	2	10	18.50 miles	Toyota MR2

# Toyota MR2 Championship

## RACE 7 - STATISTICS

CLASS : C

19 Starters

### Fastest Lap History

NO	NAME	LAP TIME	TIME OF DAY	LAP	VEHICLE
27	Shaun TRAYNOR	<b>1:24.208</b>	16:32:10.176	1	Toyota MR2 Roadster
27	Shaun TRAYNOR	<b>1:21.720</b>	16:33:31.895	2	Toyota MR2 Roadster
27	Shaun TRAYNOR	<b>1:21.520</b>	16:34:53.416	3	Toyota MR2 Roadster
11	Adam LOCKWOOD	<b>1:21.482</b>	16:34:53.655	3	Toyota MR2 Roadster
11	Adam LOCKWOOD	<b>1:21.147</b>	16:38:58.501	6	Toyota MR2 Roadster

### Leader History

NO	NAME	FROM LAP	LAPS LED	DISTANCE	VEHICLE
27	Shaun TRAYNOR	1	3	5.55 miles	Toyota MR2 Roadster
11	Adam LOCKWOOD	4	3	5.55 miles	Toyota MR2 Roadster
27	Shaun TRAYNOR	7	5	9.25 miles	Toyota MR2 Roadster