

TEGIWA



TEGIWA
CLUB ENDURO CHAMPIONSHIP



MSVR Club Car Championships
Brands Hatch GP
19th May 2024



Timing & Results Provided by Timing Solutions Ltd

www.tsl-timing.com



BrandsHatch

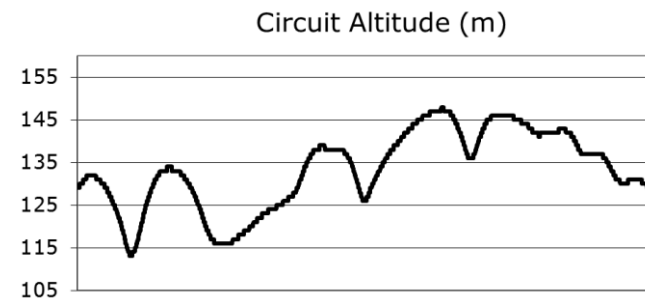
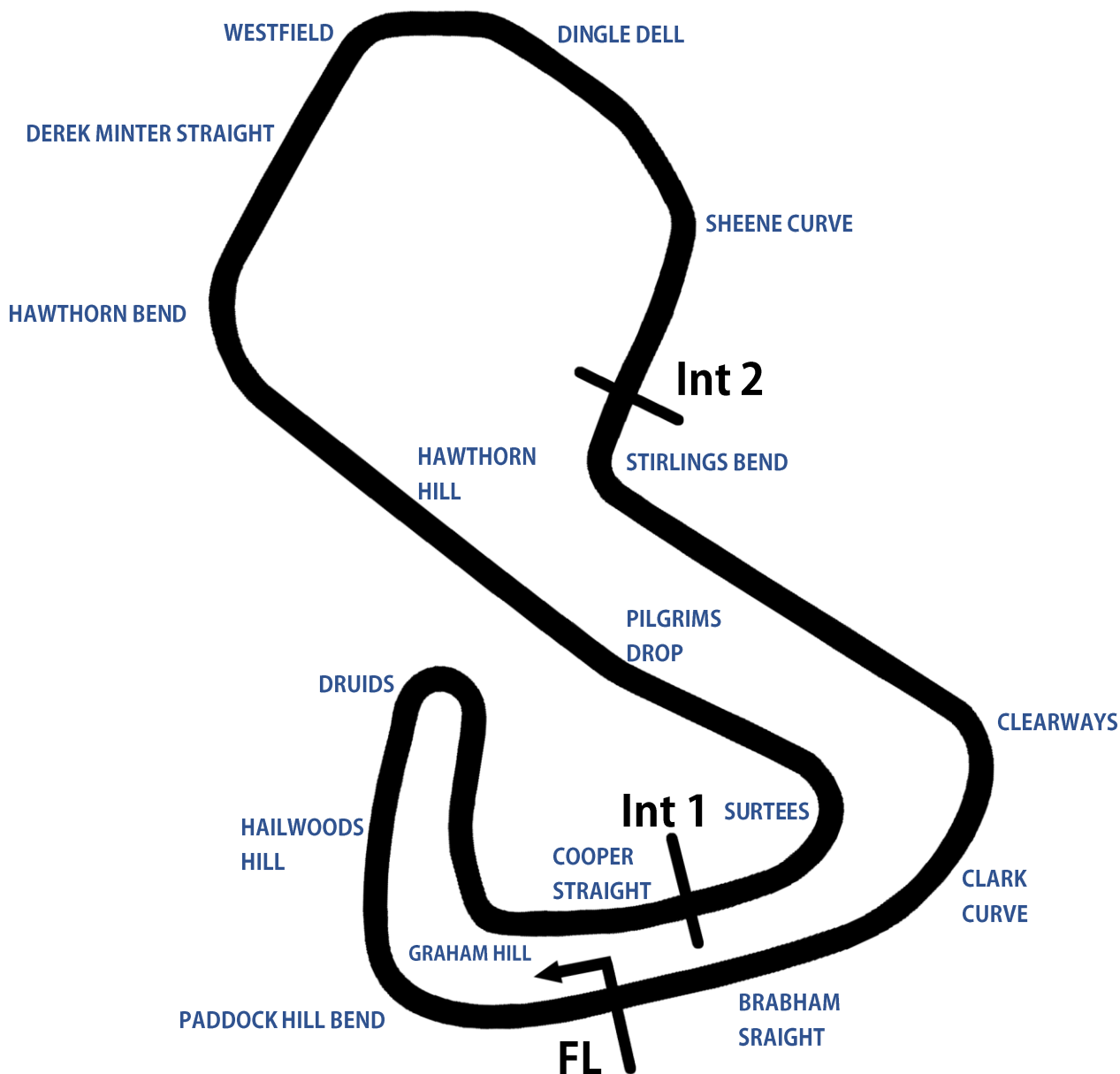
Brands Hatch Grand Prix Circuit

Fawkham, Longfield, Kent, UK



SPORTS TIMING

TIMING SOLUTIONS LTD



Length	2.4332 miles 3.916 km 3916.0 m		
FL		51.36032 N	0.26032 E
Int 1	1116m	51.35934 N	0.25955 E
Int 2	2928m	51.35532 N	0.26250 E
Pit Entry	3646m	51.35911 N	0.25743 E
Pit Exit	26m after FL	51.36027 N	0.26078 E
Pit Entry - Pit Exit	277m, 19.9s @ 50kph, 16.6s @ 60kph		

Results & Live Timing available at – www.tsl-timing.com

Updated - 24/01/2024 10:10

TEGIWA Club Enduro Championship

QUALIFYING - RACE 12 - CLASSIFICATION - AMENDED

POS	NO	CL	PIC	NAME	ENTRY	TIME	ON	LAPS	GAP	DIFF	MPH
1	1	A	1	Scott PARKIN	Audi TT TDI	1:37.218	10	10			90.10
2	33	A	2	CLARKE / RITI	BMW M3 CSL	1:37.231	12	12	0.013	0.013	90.09
3	23	A	3	BIALAN / MASON	Cupra TCR	1:37.386	6	12	0.168	0.155	89.94
4	117	A	4	GADSBY / JONES	BMW Compact	1:37.538	11	11	0.320	0.152	89.80
5	25	A	5	Darren BALL	Seat Leon TCR	1:38.367	11	12	1.149	0.829	89.05
6	444	A	6	BLENCOWE / NORMAN	SEAT Cupra TCR	1:38.381	11	11	1.163	0.014	89.03
7	90*	A	7	IRVING / HENDERSON	Mazda MX5	1:38.429	10	10	1.211	0.048	88.99
8	69	A	8	HAMPSON / SCHULZ	BMW M2 CS Racing	1:39.392	5	11	2.174	0.963	88.13
9	78	A	9	STOCKFORD / JAMES	Audi RS3 LMS	1:40.431	11	11	3.213	1.039	87.22
10	6	A	10	PARKIN / BRYCHTA	Audi TT TDI	1:40.488	12	12	3.270	0.057	87.17
11	10*	A	11	FENWICK / SHEPHERD	BMW M2 CS	1:40.817	11	12	3.599	0.329	86.88
12	44	A	12	Alex LIVESLEY	Ginetta G20	1:41.060	10	11	3.842	0.243	86.67
13	113	INV	1	Alex RIVETT	Lotus Elise	1:41.164	10	12	3.946	0.104	86.59
14	8	B	1	TIDMARSH / WEBSTER	Ginetta G40	1:41.169	12	12	3.951	0.005	86.58
15	119	B	2	BALLESTEROS / TRUNDLEY	Audi TT	1:41.461	4	11	4.243	0.292	86.33
16	18	A	13	MAUGER / FREEMAN	Seat Leon TCR	1:41.515	4	6	4.297	0.054	86.29
17	55	A	14	SIMMERSON / STANTON	BMW M4 GT4	1:41.633	9	11	4.415	0.118	86.19
18	176*	A	15	LYNCH W / LYNCH F	BMW E46 M3	1:41.690	11	12	4.472	0.057	86.14
19	13*	B	3	Matt FAIZEY	Porsche Cayman	1:41.753	10	12	4.535	0.063	86.08
20	87	B	4	WOODWARD / PARTRIDGE	BMW M235i	1:41.841	11	11	4.623	0.088	86.01
21	12	B	5	Liam CRILLY	BMW Z4 Coupe	1:42.362	11	11	5.144	0.521	85.57
22	51	B	6	Jonathan PACKER	Volkswagen Golf GTI	1:42.574	11	11	5.356	0.212	85.40
23	82*	A	16	Ben WILLIAMS	SEAT Leon TCR	1:43.001	9	10	5.783	0.427	85.04
24	83*	B	7	PUTTERGILL / BENSLEY	Honda Civic Type R	1:43.642	12	12	6.424	0.641	84.52
25	30	A	17	L HUGGINS / N HUGGINS	Lotus Exige	1:44.572	12	12	7.354	0.930	83.76
26	7	A	18	COX D / COX J	BMW E46 M3	1:45.030	9	10	7.812	0.458	83.40
27	195	C	1	DENNIS / MOOR	Honda Civic Type R	1:45.787	10	10	8.569	0.757	82.80
28	97*	C	2	CONNELL / WILKINSON-HUGHES	Mazda MX5	1:46.299	4	11	9.081	0.512	82.40
29	43	B	8	CHEETHAM / SCHOFIELD	Porsche Boxster	1:46.446	2	11	9.228	0.147	82.29
30	62	C	3	DENDY-SADLER / GAY	BMW 328i	1:47.501	9	9	10.283	1.055	81.48
31	93*	C	4	Jonathan HAYES	BMW Compact	1:48.389	12	12	11.171	0.888	80.81
32	183*	B	9	COOK S / COOK E	Volkswagen Scirocco	1:48.735	7	8	11.517	0.346	80.56
33	888	B	10	Graham PRICE	Renault Megane	1:49.011	12	12	11.793	0.276	80.35
34	481	B	11	Edward CHRISTIE	BMW E36 M3	1:49.060	12	12	11.842	0.049	80.32
35	16	C	5	PEERLESS / STENNING	Honda Civic Type R	1:50.283	11	11	13.065	1.223	79.43
36	66	C	6	Paul SUBBIANI	BMW 318Ti	1:50.351	11	11	13.133	0.068	79.38
37	316*	C	7	MAIRS / REID	BMW 325ti Compact	1:53.258	10	10	16.040	2.907	77.34
38	76	B	12	Michael DOWNIE	Porsche Boxster S	1:53.298	4	11	16.080	0.040	77.31
39	46	C	8	DOUGILL / HILL	Mazda MX5	1:57.313	9	10	20.095	4.015	74.67
40	169*	C	9	SIMMONITE / MANSELL	Mazda MX5	1:58.056	4	10	20.838	0.743	74.20
41	5	C	10	GIBSON / RIGG	Ginetta G40	2:04.207	10	10	26.989	6.151	70.52
42	144	A	19	LONGDON RI / LONGDON RO	BMW E46 M3	2:07.480	2	5	30.262	3.273	68.71
43	22	A	20	BROWES P / BROWES L	Seat Leon TCR			0			

Comments:

*Cars 13, 82, 183, 316 requires a working transponder - Regulation Q12.8.1 refers.

*Car 90 - transponder intermittent - please rectify for race

*Car 176 - transponder battery low, please charge.

Clarification of driver names - cars 33, 25, 55, 30

No. 83, 93, 97 - 1 Lap time disallowed; exceeding track limits.

No. 10, 169 - 2 Lap times disallowed; exceeding track limits.

Weather / Track : Sunny / Dry

Date: 19/05/2024 Start: 10:00 Finish: 10:25

These results are provisional until the conclusion of any judicial and technical matters.

Brands Hatch GP: 2.4332 miles

Clerk Of Course: Jonathon Provost

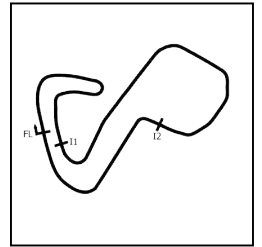
Stewards:

Timekeeper: Richard Lomax



TEGIWA Club Enduro Championship

QUALIFYING - RACE 12 - SECTOR ANALYSIS



SECTOR 1 = FL to I1, SECTOR 2 = I1 to I2, SECTOR 3 = I2 to FL, DIFF = Difference To Personal Best Lap, P = Crossed Finish Line in Pit Lane, D = Time Disallowed

P1 1 A		Scott PARKIN		Audi TT TDI			
IDEAL LAP TIME :		BEST LAP TIME : 1:37.218		DIFFERENCE :			
LAP	SECTOR 1	SECTOR 2	SECTOR 3	LAP TIME	MPH	DIFF	TIME OF DAY
1 -	OUTLAP			1:52.183	78.08	14.965	10:02:12.449
2 -	31.189			1:41.207	86.55	3.989	10:03:53.656
3 -	30.964			1:38.884	88.58	1.666	10:05:32.540
4 -	33.335			1:46.132	82.53	8.914	10:07:18.672
5 -	30.633			1:37.638 (3)	89.71	0.420	10:08:56.310
6 -	30.272		IN PIT	9:42.522 P	15.03	8:05.304	10:18:38.832
7 -	OUTLAP			2:10.881	66.92	33.663	10:20:49.713
8 -	30.488			1:37.457 (2)	89.88	0.239	10:22:27.170
9 -	34.917			2:02.265	71.64	25.047	10:24:29.435
10 -	30.526			1:37.218 (1)	90.10		10:26:06.653

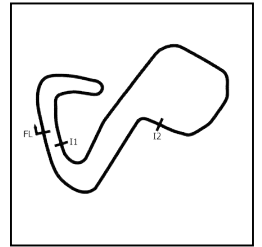
P2 33 A		CLARKE / LIVESLEY		BMW M3 CSL			
IDEAL LAP TIME : 1:36.879		BEST LAP TIME : 1:37.231		DIFFERENCE : 0.352			
LAP	SECTOR 1	SECTOR 2	SECTOR 3	LAP TIME	MPH	DIFF	TIME OF DAY
1 -	OUTLAP			2:03.517	70.92	26.286	10:03:55.711
2 -	33.369	48.571	25.117	1:47.057	81.82	9.826	10:05:42.768
3 -	33.378	47.341	24.429	1:45.148	83.30	7.917	10:07:27.916
4 -	32.196	46.938	23.701	1:42.835	85.18	5.604	10:09:10.751
5 -	32.208	45.319	23.986	1:41.513	86.29	4.282	10:10:52.264
6 -	34.811	1:00.322	IN PIT	4:03.377 P	35.99	2:26.146	10:14:55.641
7 -	OUTLAP	1:02.241	37.229	2:21.375	61.96	44.144	10:17:17.016
8 -	59.265	1:21.497	27.086	2:47.848	52.18	1:10.617	10:20:04.864
9 -	31.645			1:38.403 (3)	89.02	1.172	10:21:43.267
10 -	30.671			1:37.457 (2)	89.88	0.226	10:23:20.724
11 -	32.015			1:38.842	88.62	1.611	10:24:59.566
12 -	31.023	43.357	22.851	1:37.231 (1)	90.09		10:26:36.797

P3 23 A		BIALAN / MASON		Cupra TCR			
IDEAL LAP TIME : 1:38.559		BEST LAP TIME : 1:37.386		DIFFERENCE : -1.173			
LAP	SECTOR 1	SECTOR 2	SECTOR 3	LAP TIME	MPH	DIFF	TIME OF DAY
1 -	OUTLAP			1:54.570	76.45	17.184	10:02:25.926
2 -	31.105	45.281	24.645	1:41.031	86.70	3.645	10:04:06.957
3 -	30.837			1:38.436 (3)	88.99	1.050	10:05:45.393
4 -	31.632	44.670	23.845	1:40.147	87.46	2.761	10:07:25.540
5 -	32.033			1:41.670	86.15	4.284	10:09:07.210
6 -	30.529			1:37.386 (1)	89.94		10:10:44.596
7 -	36.277	1:01.784	IN PIT	4:12.952 P	34.63	2:35.566	10:14:57.548
8 -	OUTLAP	1:05.777	37.319	2:24.602	60.57	47.216	10:17:22.150
9 -	1:00.483			2:45.366	52.97	1:07.980	10:20:07.516
10 -	33.013	45.508	23.360	1:41.881	85.98	4.495	10:21:49.397
11 -	30.840			1:37.670 (2)	89.68	0.284	10:23:27.067
12 -	30.709	49.628	26.136	1:46.473	82.27	9.087	10:25:13.540

P4 117 A		GADSBY / JONES		BMW Compact			
IDEAL LAP TIME : 1:41.005		BEST LAP TIME : 1:37.538		DIFFERENCE : -3.467			
LAP	SECTOR 1	SECTOR 2	SECTOR 3	LAP TIME	MPH	DIFF	TIME OF DAY
1 -	OUTLAP	51.527	25.656	1:56.258	75.34	18.720	10:03:03.586
2 -	33.433	47.075	24.307	1:44.815	83.57	7.277	10:04:48.401
3 -	32.918	48.290	24.304	1:45.512	83.02	7.974	10:06:33.913
4 -	32.882	45.889	24.396	1:43.167	84.90	5.629	10:08:17.080
5 -	32.148		IN PIT	3:58.136 P	36.78	2:20.598	10:12:15.216
6 -	OUTLAP			2:34.911	56.54	57.373	10:14:50.127
7 -	42.732			2:21.567	61.87	44.029	10:17:11.694
8 -	58.434			2:45.576	52.90	1:08.038	10:19:57.270
9 -	31.615			1:38.528 (2)	88.90	0.990	10:21:35.798
10 -	31.388			1:40.454 (3)	87.20	2.916	10:23:16.252
11 -	30.812			1:37.538 (1)	89.80		10:24:53.790

TEGIWA Club Enduro Championship

QUALIFYING - RACE 12 - SECTOR ANALYSIS



SECTOR 1 = FL to I1, SECTOR 2 = I1 to I2, SECTOR 3 = I2 to FL, DIFF = Difference To Personal Best Lap, P = Crossed Finish Line in Pit Lane, D = Time Disallowed

P5 25 A		BALL / HUGGINS		Seat Leon TCR			
IDEAL LAP TIME :		BEST LAP TIME : 1:38.367		DIFFERENCE :			
LAP	SECTOR 1	SECTOR 2	SECTOR 3	LAP TIME	MPH	DIFF	TIME OF DAY
1 -	OUTLAP			1:51.844	78.32	13.477	10:03:04.845
2 -	32.212			1:42.752	85.25	4.385	10:04:47.597
3 -	32.079			1:45.352	83.14	6.985	10:06:32.949
4 -	31.537			1:40.991	86.73	2.624	10:08:13.940
5 -	31.641		<i>IN PIT</i>	3:46.589	P 38.65	2:08.222	10:12:00.529
6 -	OUTLAP			2:11.230	66.75	32.863	10:14:11.759
7 -	54.027			2:50.459	51.38	1:12.092	10:17:02.218
8 -	54.253			2:41.336	54.29	1:02.969	10:19:43.554
9 -	31.723			1:42.511	85.45	4.144	10:21:26.065
10 -	31.175			1:39.496	(2) 88.04	1.129	10:23:05.561
11 -	30.949			1:38.367	(1) 89.05		10:24:43.928
12 -	34.303			2:00.081	72.94	21.714	10:26:44.009

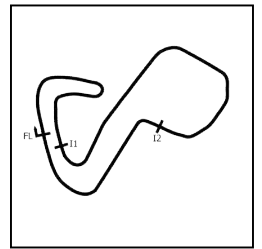
P6 444 A		BLENCOWE / NORMAN		SEAT Cupra TCR			
IDEAL LAP TIME : 1:44.118		BEST LAP TIME : 1:38.381		DIFFERENCE : -5.737			
LAP	SECTOR 1	SECTOR 2	SECTOR 3	LAP TIME	MPH	DIFF	TIME OF DAY
1 -	OUTLAP	56.009	28.736	2:06.738	69.11	28.357	10:03:50.096
2 -	36.787			1:52.220	78.05	13.839	10:05:42.316
3 -	36.215			1:49.601	79.92	11.220	10:07:31.917
4 -	32.379	47.201	25.862	1:45.442	83.07	7.061	10:09:17.359
5 -	32.465			1:47.489	81.49	9.108	10:11:04.848
6 -	37.359		<i>IN PIT</i>	4:49.977	P 30.20	3:11.596	10:15:54.825
7 -	OUTLAP			1:57.391	74.62	19.010	10:17:52.216
8 -	48.571			2:25.265	60.30	46.884	10:20:17.481
9 -	32.671			1:43.864	(3) 84.33	5.483	10:22:01.345
10 -	31.055			1:39.053	(2) 88.43	0.672	10:23:40.398
11 -	31.176			1:38.381	(1) 89.03		10:25:18.779

P7 90 A		IRVING / HENDERSON		Mazda MX5			
IDEAL LAP TIME :		BEST LAP TIME : 1:38.429		DIFFERENCE :			
LAP	SECTOR 1	SECTOR 2	SECTOR 3	LAP TIME	MPH	DIFF	TIME OF DAY
1 -	OUTLAP			1:54.219	76.69	15.790	10:07:28.591
2 -	31.973			1:45.254	83.22	6.825	10:09:13.845
3 -			<i>IN PIT</i>	3:10.005	P 46.10	1:31.576	10:12:23.850
4 -	OUTLAP			2:28.383	59.03	49.954	10:14:52.233
5 -	42.600			2:21.940	61.71	43.511	10:17:14.173
6 -				2:45.213	53.02	1:06.784	10:19:59.386
7 -				1:41.665	86.16	3.236	10:21:41.051
8 -				1:41.581	(3) 86.23	3.152	10:23:22.632
9 -	31.992			1:40.704	(2) 86.98	2.275	10:25:03.336
10 -				1:38.429	(1) 88.99		10:26:41.765

P8 69 A		HAMPSON / SCHULZ		BMW M2 CS Racing			
IDEAL LAP TIME :		BEST LAP TIME : 1:39.392		DIFFERENCE :			
LAP	SECTOR 1	SECTOR 2	SECTOR 3	LAP TIME	MPH	DIFF	TIME OF DAY
1 -	OUTLAP			1:48.421	80.79	9.029	10:03:23.676
2 -	34.424			1:44.207	84.06	4.815	10:05:07.883
3 -	31.450			1:40.630	(2) 87.05	1.238	10:06:48.513
4 -	31.536			1:41.988	(3) 85.89	2.596	10:08:30.501
5 -	31.274			1:39.392	(1) 88.13		10:10:09.893
6 -	32.966		<i>IN PIT</i>	4:10.700	P 34.94	2:31.308	10:14:20.593
7 -	OUTLAP			2:43.937	53.43	1:04.545	10:17:04.530
8 -	55.692			2:43.342	53.62	1:03.950	10:19:47.872
9 -	34.724			1:47.540	81.45	8.148	10:21:35.412
10 -	34.085			1:47.509	81.48	8.117	10:23:22.921
11 -	34.145			1:49.713	79.84	10.321	10:25:12.634

TEGIWA Club Enduro Championship

QUALIFYING - RACE 12 - SECTOR ANALYSIS



SECTOR 1 = FL to I1, SECTOR 2 = I1 to I2, SECTOR 3 = I2 to FL, DIFF = Difference To Personal Best Lap, P = Crossed Finish Line in Pit Lane, D = Time Disallowed

P9 78 A		STOCKFORD / JAMES		Audi RS3 LMS			
IDEAL LAP TIME : 1:40.325		BEST LAP TIME : 1:40.431		DIFFERENCE : 0.106			
LAP	SECTOR 1	SECTOR 2	SECTOR 3	LAP TIME	MPH	DIFF	TIME OF DAY
1 -	OUTLAP			1:56.701	75.06	16.270	10:02:23.180
2 -	32.609	47.223	24.802	1:44.634	83.71	4.203	10:04:07.814
3 -	34.401	46.593	24.368	1:45.362	83.14	4.931	10:05:53.176
4 -	31.825	48.208	25.015	1:45.048	83.38	4.617	10:07:38.224
5 -	32.031	45.377	IN PIT	3:52.682 P	37.64	2:12.251	10:11:30.906
6 -	OUTLAP			2:25.962	60.01	45.531	10:13:56.868
7 -	56.672			2:55.212	49.99	1:14.781	10:16:52.080
8 -	54.116	1:16.905	29.668	2:40.689	54.51	1:00.258	10:19:32.769
9 -	32.717			1:43.780 (3)	84.40	3.349	10:21:16.549
10 -	31.569	45.100	23.773	1:40.442 (2)	87.21	0.011	10:22:56.991
11 -	31.486	45.206	23.739	1:40.431 (1)	87.22		10:24:37.422

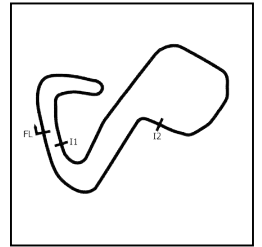
P10 6 A		PARKIN / BRYCHTA		Audi TT TDI			
IDEAL LAP TIME : 1:40.566		BEST LAP TIME : 1:40.488		DIFFERENCE : -0.078			
LAP	SECTOR 1	SECTOR 2	SECTOR 3	LAP TIME	MPH	DIFF	TIME OF DAY
1 -	OUTLAP			1:47.035	81.84	6.547	10:02:15.513
2 -	34.065			1:43.662	84.50	3.174	10:03:59.175
3 -	32.542			1:43.918	84.29	3.430	10:05:43.093
4 -	37.995			2:11.055	66.84	30.567	10:07:54.148
5 -	31.516		IN PIT	3:34.824 P	40.77	1:54.336	10:11:28.972
6 -	OUTLAP	57.241	43.024	2:26.728	59.70	46.240	10:13:55.700
7 -	55.065			2:55.476	49.92	1:14.988	10:16:51.176
8 -	52.817			2:35.997	56.15	55.509	10:19:27.173
9 -	32.609			1:41.211	86.55	0.723	10:21:08.384
10 -	32.379			1:41.160 (3)	86.59	0.672	10:22:49.544
11 -	31.714	44.889	24.161	1:40.764 (2)	86.93	0.276	10:24:30.308
12 -	31.846			1:40.488 (1)	87.17		10:26:10.796

P11 10 A		FENWICK / SHEPHERD		BMW M2 CS			
IDEAL LAP TIME : 1:40.186		BEST LAP TIME : 1:40.817		DIFFERENCE : 0.631			
LAP	SECTOR 1	SECTOR 2	SECTOR 3	LAP TIME	MPH	DIFF	TIME OF DAY
1 -	OUTLAP			1:59.054	73.57	18.237	10:02:57.105
2 -	33.900			1:46.925	81.92	6.108	10:04:44.030
3 -	34.255			1:48.541	80.70	7.724	10:06:32.571
4 -	32.839			1:45.448 D	83.09	4.601	10:08:17.989
5 -	32.757			1:44.674 (3)	83.68	3.857	10:10:02.663
6 -	33.155		IN PIT	3:36.613 P	40.44	1:55.796	10:13:39.276
7 -	OUTLAP			2:03.720	70.80	22.903	10:15:42.996
8 -	35.554	53.126	28.818	1:57.498	74.55	16.681	10:17:40.494
9 -	57.978			2:33.114	57.21	52.297	10:20:13.608
10 -	31.130			1:41.899 (2)	85.96	1.082	10:21:55.507
11 -	31.761	45.222	23.834	1:40.817 (1)	86.88		10:23:36.324
12 -	31.718			1:41.474 D	86.32	0.657	10:25:17.798

P12 44 A		Alex LIVESLEY		Ginetta G20			
IDEAL LAP TIME : 1:41.047		BEST LAP TIME : 1:41.060		DIFFERENCE : 0.013			
LAP	SECTOR 1	SECTOR 2	SECTOR 3	LAP TIME	MPH	DIFF	TIME OF DAY
1 -	OUTLAP	49.800	26.167	1:56.251	75.35	15.191	10:03:23.416
2 -	36.700	46.911	24.899	1:48.510	80.72	7.450	10:05:11.926
3 -	32.949	50.692	IN PIT	3:57.183 P	36.93	2:16.123	10:09:09.109
4 -	OUTLAP	45.916	24.910	1:47.666	81.36	6.606	10:10:56.775
5 -	38.421	1:28.526	46.081	2:53.028	50.62	1:11.968	10:13:49.803
6 -	55.242	1:17.498	42.958	2:55.698	49.85	1:14.638	10:16:45.501
7 -	51.570	1:14.044	30.400	2:36.014	56.14	54.954	10:19:21.515
8 -	32.732	45.697	28.836	1:47.265	81.66	6.205	10:21:08.780
9 -	32.667	45.579	24.328	1:42.574 (3)	85.40	1.514	10:22:51.354
10 -	32.019	44.995	24.046	1:41.060 (1)	86.67		10:24:32.414
11 -	32.143	44.982	24.533	1:41.658 (2)	86.16	0.598	10:26:14.072

TEGIWA Club Enduro Championship

QUALIFYING - RACE 12 - SECTOR ANALYSIS



SECTOR 1 = FL to I1, SECTOR 2 = I1 to I2, SECTOR 3 = I2 to FL, DIFF = Difference To Personal Best Lap, P = Crossed Finish Line in Pit Lane, D = Time Disallowed

P13 113 INV Alex RIVETT		Lotus Elise					
IDEAL LAP TIME :		BEST LAP TIME : 1:41.164		DIFFERENCE :			
LAP	SECTOR 1	SECTOR 2	SECTOR 3	LAP TIME	MPH	DIFF	TIME OF DAY
1 -	OUTLAP			1:57.313	74.67	16.149	10:02:39.378
2 -	32.843			1:44.079	84.16	2.915	10:04:23.457
3 -	31.920			1:42.839	85.18	1.675	10:06:06.296
4 -	31.885			1:42.454 (2)	85.50	1.290	10:07:48.750
5 -	32.236		IN PIT	3:44.092 P	39.09	2:02.928	10:11:32.842
6 -	OUTLAP			2:25.349	60.26	44.185	10:13:58.191
7 -	56.777			2:55.010	50.05	1:13.846	10:16:53.201
8 -	54.044			2:40.470	54.58	59.306	10:19:33.671
9 -	32.970			1:43.994	84.23	2.830	10:21:17.665
10 -	31.715			1:41.164 (1)	86.59		10:22:58.829
11 -	31.787			1:42.556 (3)	85.41	1.392	10:24:41.385
12 -	33.228			1:44.154	84.10	2.990	10:26:25.539

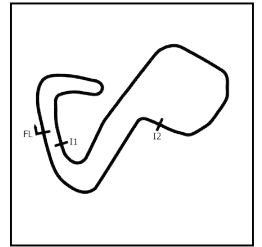
P14 8 B TIDMARSH / WEBSTER		Ginetta G40					
IDEAL LAP TIME :		BEST LAP TIME : 1:41.169		DIFFERENCE :			
LAP	SECTOR 1	SECTOR 2	SECTOR 3	LAP TIME	MPH	DIFF	TIME OF DAY
1 -	OUTLAP			1:55.043	76.14	13.874	10:02:05.354
2 -	32.234			1:49.208	80.21	8.039	10:03:54.562
3 -	32.784			1:45.900	82.71	4.731	10:05:40.462
4 -	31.829			1:45.058	83.38	3.889	10:07:25.520
5 -	32.781			1:44.714	83.65	3.545	10:09:10.234
6 -	31.084			1:41.359 (3)	86.42	0.190	10:10:51.593
7 -	34.955		IN PIT	4:09.939 P	35.04	2:28.770	10:15:01.532
8 -	OUTLAP			2:21.291	61.99	40.122	10:17:22.823
9 -	1:00.493			2:46.294	52.67	1:05.125	10:20:09.117
10 -	32.197			1:43.685	84.48	2.516	10:21:52.802
11 -	31.549			1:41.305 (2)	86.46	0.136	10:23:34.107
12 -	31.563			1:41.169 (1)	86.58		10:25:15.276

P15 119 B BALLESTEROS / TRUNDLEY		Audi TT					
IDEAL LAP TIME :		BEST LAP TIME : 1:41.461		DIFFERENCE :			
LAP	SECTOR 1	SECTOR 2	SECTOR 3	LAP TIME	MPH	DIFF	TIME OF DAY
1 -	OUTLAP			1:58.575	73.87	17.114	10:03:22.403
2 -	33.694			1:47.683	81.34	6.222	10:05:10.086
3 -	32.222			1:44.098 (3)	84.14	2.637	10:06:54.184
4 -	32.071			1:41.461 (1)	86.33		10:08:35.645
5 -	32.055			1:41.586 (2)	86.23	0.125	10:10:17.231
6 -	31.559		IN PIT	3:33.713 P	40.98	1:52.252	10:13:50.944
7 -	OUTLAP			3:10.333	46.02	1:28.872	10:17:01.277
8 -	53.685			2:41.993	54.07	1:00.532	10:19:43.270
9 -	34.746			1:50.197	79.49	8.736	10:21:33.467
10 -	33.056			1:46.482	82.26	5.021	10:23:19.949
11 -	34.250			1:47.380	81.57	5.919	10:25:07.329

P16 18 A MAUGER / FREEMAN		Seat Leon TCR					
IDEAL LAP TIME : 1:42.089		BEST LAP TIME : 1:41.515		DIFFERENCE : -0.574			
LAP	SECTOR 1	SECTOR 2	SECTOR 3	LAP TIME	MPH	DIFF	TIME OF DAY
1 -	OUTLAP			1:54.346	76.60	12.831	10:03:48.311
2 -	32.514			1:43.501 (3)	84.63	1.986	10:05:31.812
3 -	32.268			1:42.267 (2)	85.65	0.752	10:07:14.079
4 -	31.737			1:41.515 (1)	86.29		10:08:55.594
5 -	31.813		IN PIT	13:54.704 P	10.49	12:13.189	10:22:50.298
6 -	OUTLAP	45.983	24.369	1:45.900	82.71	4.385	10:24:36.198

TEGIWA Club Enduro Championship

QUALIFYING - RACE 12 - SECTOR ANALYSIS



SECTOR 1 = FL to I1, SECTOR 2 = I1 to I2, SECTOR 3 = I2 to FL, DIFF = Difference To Personal Best Lap, P = Crossed Finish Line in Pit Lane, D = Time Disallowed

P17 55 A		Paul SIMMERSON		BMW M4 GT4			
IDEAL LAP TIME :		BEST LAP TIME : 1:41.633		DIFFERENCE :			
LAP	SECTOR 1	SECTOR 2	SECTOR 3	LAP TIME	MPH	DIFF	TIME OF DAY
1 -	OUTLAP			2:17.909	63.51	36.276	10:03:22.972
2 -	38.580			2:00.774	72.53	19.141	10:05:23.746
3 -	36.188			1:58.000	74.23	16.367	10:07:21.746
4 -	35.310			1:54.876	76.25	13.243	10:09:16.622
5 -	37.673			2:08.508	68.16	26.875	10:11:25.130
6 -	41.085		IN PIT	4:41.605	P 31.10	2:59.972	10:16:06.735
7 -	OUTLAP			2:11.804	66.46	30.171	10:18:18.539
8 -	1:08.293			2:21.323	61.98	39.690	10:20:39.862
9 -	31.810			1:41.633 (1)	86.19		10:22:21.495
10 -	31.421			1:41.953 (2)	85.92	0.320	10:24:03.448
11 -	34.003			1:43.977 (3)	84.24	2.344	10:25:47.425

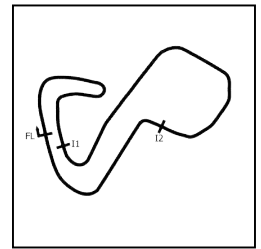
P18 176 A		LYNCH W / LYNCH F		BMW E46 M3			
IDEAL LAP TIME : 1:41.690		BEST LAP TIME : 1:41.690		DIFFERENCE : 0.000			
LAP	SECTOR 1	SECTOR 2	SECTOR 3	LAP TIME	MPH	DIFF	TIME OF DAY
1 -	OUTLAP	49.803	25.426	1:54.238	76.68	12.548	10:02:06.923
2 -	33.434	51.708	26.043	1:51.185	78.78	9.495	10:03:58.108
3 -	34.682	48.260	26.179	1:49.121	80.27	7.431	10:05:47.229
4 -	34.466	51.181	26.745	1:52.392	77.94	10.702	10:07:39.621
5 -	32.890	47.889	24.920	1:45.699	82.87	4.009	10:09:25.320
6 -	33.415	50.223	IN PIT	4:16.122	P 34.20	2:34.432	10:13:41.442
7 -	OUTLAP	1:14.467	42.788	3:15.774	44.74	1:34.084	10:16:57.216
8 -	54.087	1:15.916	30.286	2:40.289	54.65	58.599	10:19:37.505
9 -	33.086	46.497	24.496	1:44.079 (3)	84.16	2.389	10:21:21.584
10 -	32.639	46.801	24.254	1:43.694 (2)	84.47	2.004	10:23:05.278
11 -	32.228	45.434	24.028	1:41.690 (1)	86.14		10:24:46.968
12 -	32.392			1:47.774	81.27	6.084	10:26:34.742

P19 13 B		Matt FAIZEY		Porsche Cayman			
IDEAL LAP TIME :		BEST LAP TIME : 1:41.753		DIFFERENCE :			
LAP	SECTOR 1	SECTOR 2	SECTOR 3	LAP TIME	MPH	DIFF	TIME OF DAY
1 -				1:42.586 (2)	85.39	0.833	10:04:12.499
2 -				1:44.196	84.07	2.443	10:05:56.695
3 -				1:51.416	78.62	9.663	10:07:48.111
4 -				1:43.296	84.80	1.543	10:09:31.407
5 -				1:54.844	76.27	13.091	10:11:26.251
6 -				2:26.843	59.65	45.090	10:13:53.094
7 -				2:55.309	49.96	1:13.556	10:16:48.403
8 -				2:35.198	56.44	53.445	10:19:23.601
9 -				1:42.967 (3)	85.07	1.214	10:21:06.568
10 -				1:41.753 (1)	86.08		10:22:48.321
11 -				1:44.874	83.52	3.121	10:24:33.195
12 -				2:05.860	69.59	24.107	10:26:39.055

P20 87 B		WOODWARD / PARTRIDGE		BMW M235i			
IDEAL LAP TIME :		BEST LAP TIME : 1:41.841		DIFFERENCE :			
LAP	SECTOR 1	SECTOR 2	SECTOR 3	LAP TIME	MPH	DIFF	TIME OF DAY
1 -	OUTLAP			1:57.602	74.48	15.761	10:02:15.067
2 -	35.132			1:52.330	77.98	10.489	10:04:07.397
3 -	35.018			1:59.579	73.25	17.738	10:06:06.976
4 -	33.581		IN PIT	3:46.932	P 38.60	2:05.091	10:09:53.908
5 -	OUTLAP			2:00.459	72.72	18.618	10:11:54.367
6 -	40.857			2:10.553	67.09	28.712	10:14:04.920
7 -	53.407			2:50.934	51.24	1:09.093	10:16:55.854
8 -	53.994			2:41.380	54.28	59.539	10:19:37.234
9 -	32.580			1:42.911 (3)	85.12	1.070	10:21:20.145
10 -	31.912			1:41.884 (2)	85.97	0.043	10:23:02.029
11 -	31.923			1:41.841 (1)	86.01		10:24:43.870

TEGIWA Club Enduro Championship

QUALIFYING - RACE 12 - SECTOR ANALYSIS



SECTOR 1 = FL to I1, SECTOR 2 = I1 to I2, SECTOR 3 = I2 to FL, DIFF = Difference To Personal Best Lap, P = Crossed Finish Line in Pit Lane, D = Time Disallowed

P21 12 B		Liam CRILLY		BMW Z4 Coupe			
IDEAL LAP TIME : 1:41.836		BEST LAP TIME : 1:42.362		DIFFERENCE : 0.526			
LAP	SECTOR 1	SECTOR 2	SECTOR 3	LAP TIME	MPH	DIFF	TIME OF DAY
1 -	OUTLAP	55.605	25.431	2:00.260	72.84	17.898	10:02:40.801
2 -	33.576			1:45.574	82.97	3.212	10:04:26.375
3 -	32.814	45.947	24.605	1:43.366	84.74	1.004	10:06:09.741
4 -	32.067	49.988	IN PIT	4:29.282	P 32.53	2:46.920	10:10:39.023
5 -	OUTLAP	1:00.187	33.550	2:19.700	62.70	37.338	10:12:58.723
6 -	38.688	1:07.021	32.599	2:18.308	63.33	35.946	10:15:17.031
7 -	39.458			2:08.896	67.96	26.534	10:17:25.927
8 -	1:02.928	1:18.363	28.367	2:49.658	51.63	1:07.296	10:20:15.585
9 -	32.081			1:42.466 (2)	85.49	0.104	10:21:58.051
10 -	31.497	46.420	24.648	1:42.565 (3)	85.40	0.203	10:23:40.616
11 -	32.023	45.754	24.585	1:42.362 (1)	85.57		10:25:22.978

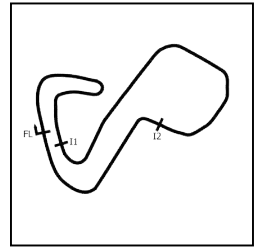
P22 51 B		Jonathan PACKER		Volkswagen Golf GTI			
IDEAL LAP TIME : 1:41.934		BEST LAP TIME : 1:42.574		DIFFERENCE : 0.640			
LAP	SECTOR 1	SECTOR 2	SECTOR 3	LAP TIME	MPH	DIFF	TIME OF DAY
1 -	OUTLAP			1:57.627	74.47	15.053	10:03:18.473
2 -	33.894		IN PIT	4:20.274	P 33.65	2:37.700	10:07:38.747
3 -	OUTLAP			1:50.934	78.96	8.360	10:09:29.681
4 -	31.962			1:50.611	79.19	8.037	10:11:20.292
5 -	38.978			2:31.637	57.76	49.063	10:13:51.929
6 -	55.170	1:18.213	42.369	2:55.752	49.84	1:13.178	10:16:47.681
7 -	52.025	1:13.736	29.757	2:35.518	56.32	52.944	10:19:23.199
8 -	32.252	45.573	25.123	1:42.948 (3)	85.08	0.374	10:21:06.147
9 -	32.075			1:43.214	84.87	0.640	10:22:49.361
10 -	32.800			1:42.919 (2)	85.11	0.345	10:24:32.280
11 -	32.602	45.423	24.549	1:42.574 (1)	85.40		10:26:14.854

P23 82 A		Ben WILLIAMS		SEAT Leon TCR			
IDEAL LAP TIME :		BEST LAP TIME : 1:43.001		DIFFERENCE :			
LAP	SECTOR 1	SECTOR 2	SECTOR 3	LAP TIME	MPH	DIFF	TIME OF DAY
1 -				1:48.700	80.58	5.699	10:05:09.258
2 -				4:50.758	30.12	3:07.757	10:10:00.016
3 -				1:56.234	75.36	13.233	10:11:56.251
4 -				2:11.573	66.57	28.572	10:14:07.824
5 -				2:51.609	51.04	1:08.608	10:16:59.433
6 -				2:42.257	53.98	59.256	10:19:41.690
7 -				1:50.773	79.07	7.772	10:21:32.463
8 -				1:46.080 (3)	82.57	3.079	10:23:18.543
9 -				1:43.001 (1)	85.04		10:25:01.544
10 -				1:44.279 (2)	84.00	1.278	10:26:45.823

P24 83 B		PUTTERGILL / BENSLEY		Honda Civic Type R			
IDEAL LAP TIME :		BEST LAP TIME : 1:43.642		DIFFERENCE :			
LAP	SECTOR 1	SECTOR 2	SECTOR 3	LAP TIME	MPH	DIFF	TIME OF DAY
1 -	OUTLAP			2:00.047	72.97	16.405	10:02:38.381
2 -	35.206			1:51.063	78.87	7.421	10:04:29.444
3 -	32.333			1:46.233	82.45	2.591	10:06:15.677
4 -	33.020			1:46.097 (3)	82.56	2.455	10:08:01.774
5 -	31.853			1:43.644	D 84.52		10:09:45.415
6 -	32.073		IN PIT	3:41.780	P 39.49	1:58.138	10:13:27.195
7 -	OUTLAP			2:08.650	68.09	25.008	10:15:35.845
8 -	36.763			2:00.340	72.79	16.698	10:17:36.185
9 -	58.329			2:40.701	54.51	57.059	10:20:16.886
10 -	33.813			1:48.689	80.59	5.047	10:22:05.575
11 -	32.232			1:44.192 (2)	84.07	0.550	10:23:49.767
12 -	32.630			1:43.642 (1)	84.52		10:25:33.409

TEGIWA Club Enduro Championship

QUALIFYING - RACE 12 - SECTOR ANALYSIS



SECTOR 1 = FL to I1, SECTOR 2 = I1 to I2, SECTOR 3 = I2 to FL, DIFF = Difference To Personal Best Lap, P = Crossed Finish Line in Pit Lane, D = Time Disallowed

P25 30 A		HUGGINS / RITI		Lotus Exige			
IDEAL LAP TIME :		BEST LAP TIME : 1:44.572		DIFFERENCE :			
LAP	SECTOR 1	SECTOR 2	SECTOR 3	LAP TIME	MPH	DIFF	TIME OF DAY
1 -	OUTLAP			2:00.300	72.81	15.728	10:02:14.618
2 -	35.637			1:52.465	77.88	7.893	10:04:07.083
3 -	34.673			1:49.460	80.02	4.888	10:05:56.543
4 -	33.911			1:49.492	80.00	4.920	10:07:46.035
5 -	33.768		<i>IN PIT</i>	3:29.686 P	41.77	1:45.114	10:11:15.721
6 -	OUTLAP			2:35.422	56.36	50.850	10:13:51.143
7 -	55.009			2:55.333	49.96	1:10.761	10:16:46.476
8 -	51.511			2:36.114	56.11	51.542	10:19:22.590
9 -	34.266			1:48.325	80.86	3.753	10:21:10.915
10 -	33.267			1:46.108 (3)	82.55	1.536	10:22:57.023
11 -	32.938			1:45.592 (2)	82.95	1.020	10:24:42.615
12 -	32.870			1:44.572 (1)	83.76		10:26:27.187

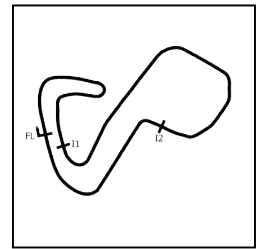
P26 7 A		COX D / COX J		BMW E46 M3			
IDEAL LAP TIME :		BEST LAP TIME : 1:45.030		DIFFERENCE :			
LAP	SECTOR 1	SECTOR 2	SECTOR 3	LAP TIME	MPH	DIFF	TIME OF DAY
1 -	OUTLAP			2:03.028	71.20	17.998	10:03:48.719
2 -	34.262			1:49.808	79.77	4.778	10:05:38.527
3 -	33.503			1:46.843 (3)	81.98	1.813	10:07:25.370
4 -	34.611		<i>IN PIT</i>	5:23.037 P	27.11	3:38.007	10:12:48.407
5 -	OUTLAP			2:26.847	59.65	41.817	10:15:15.254
6 -	38.807			2:09.186	67.80	24.156	10:17:24.440
7 -	1:02.497			2:49.338	51.72	1:04.308	10:20:13.778
8 -	33.838			1:47.878	81.20	2.848	10:22:01.656
9 -	33.118			1:45.030 (1)	83.40		10:23:46.686
10 -	33.050			1:45.278 (2)	83.20	0.248	10:25:31.964

P27 195 C		DENNIS / MOOR		Honda Civic Type R			
IDEAL LAP TIME :		BEST LAP TIME : 1:45.787		DIFFERENCE :			
LAP	SECTOR 1	SECTOR 2	SECTOR 3	LAP TIME	MPH	DIFF	TIME OF DAY
1 -	OUTLAP			2:02.527	71.49	16.740	10:02:36.215
2 -	34.813			1:51.468	78.58	5.681	10:04:27.683
3 -	33.454			1:49.523 (3)	79.98	3.736	10:06:17.206
4 -	34.061			1:47.801 (2)	81.25	2.014	10:08:05.007
5 -	34.165		<i>IN PIT</i>	4:06.944 P	35.47	2:21.157	10:12:11.951
6 -	OUTLAP			2:36.503	55.97	50.716	10:14:48.454
7 -	43.068			2:22.110	61.64	36.323	10:17:10.564
8 -	55.745			2:45.385	52.96	59.598	10:19:55.949
9 -	36.248			1:51.891	78.28	6.104	10:21:47.840
10 -	33.230			1:45.787 (1)	82.80		10:23:33.627

P28 97 C		CONNELL / WILKINSON-HUGHES		Mazda MX5			
IDEAL LAP TIME :		BEST LAP TIME : 1:46.299		DIFFERENCE :			
LAP	SECTOR 1	SECTOR 2	SECTOR 3	LAP TIME	MPH	DIFF	TIME OF DAY
1 -	OUTLAP			1:54.990	76.17	8.691	10:03:27.951
2 -	34.897			1:56.777	75.01	10.478	10:05:24.728
3 -	33.722			1:47.188 (3)	81.72	0.889	10:07:11.916
4 -	32.850			1:46.299 (1)	82.40		10:08:58.215
5 -	32.615			1:46.545 D	82.24	0.216	10:10:44.730
6 -	40.995		<i>IN PIT</i>	4:07.588 P	35.38	2:21.289	10:14:52.318
7 -	OUTLAP			2:22.639	61.41	36.340	10:17:14.957
8 -	58.225			2:49.308	51.73	1:03.009	10:20:04.265
9 -	34.946			1:49.691	79.85	3.392	10:21:53.956
10 -	33.747			1:48.300	80.88	2.001	10:23:42.256
11 -	33.147			1:46.665 (2)	82.12	0.366	10:25:28.921

TEGIWA Club Enduro Championship

QUALIFYING - RACE 12 - SECTOR ANALYSIS



SECTOR 1 = FL to I1, SECTOR 2 = I1 to I2, SECTOR 3 = I2 to FL, DIFF = Difference To Personal Best Lap, P = Crossed Finish Line in Pit Lane, D = Time Disallowed

P29 43 B		CHEETHAM / SCHOFIELD		Porsche Boxster			
IDEAL LAP TIME :		BEST LAP TIME : 1:46.446		DIFFERENCE :			
LAP	SECTOR 1	SECTOR 2	SECTOR 3	LAP TIME	MPH	DIFF	TIME OF DAY
1 -	OUTLAP			1:54.701	76.37	8.255	10:02:50.409
2 -	32.895			1:46.446 (1)	82.29		10:04:36.855
3 -	33.918		IN PIT	3:14.727 P	44.98	1:28.281	10:07:51.582
4 -	OUTLAP			1:47.775	81.27	1.329	10:09:39.357
5 -	32.483			1:57.889	74.30	11.443	10:11:37.246
6 -	40.321		IN PIT	3:59.364 P	36.59	2:12.918	10:15:36.610
7 -	OUTLAP			2:02.228	71.66	15.782	10:17:38.838
8 -	58.087			2:40.624	54.53	54.178	10:20:19.462
9 -	33.813			1:51.141	78.81	4.695	10:22:10.603
10 -	33.594			1:46.551 (2)	82.21	0.105	10:23:57.154
11 -	33.601			1:47.123 (3)	81.77	0.677	10:25:44.277

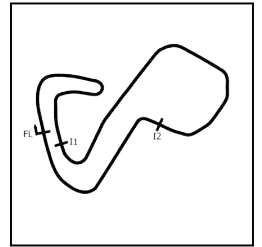
P30 62 C		DENDY-SADLER / GAY		BMW 328i			
IDEAL LAP TIME :		BEST LAP TIME : 1:47.501		DIFFERENCE :			
LAP	SECTOR 1	SECTOR 2	SECTOR 3	LAP TIME	MPH	DIFF	TIME OF DAY
1 -	OUTLAP			2:07.084	68.92	19.583	10:03:23.248
2 -	39.420			2:02.484	71.51	14.983	10:05:25.732
3 -	36.256			1:56.795	75.00	9.294	10:07:22.527
4 -	35.640			1:55.027 (3)	76.15	7.526	10:09:17.554
5 -	35.905		IN PIT	4:26.085 P	32.92	2:38.584	10:13:43.639
6 -	OUTLAP			3:16.983	44.47	1:29.482	10:17:00.622
7 -	53.223			2:42.294	53.97	54.793	10:19:42.916
8 -	34.771			1:50.710 (2)	79.12	3.209	10:21:33.626
9 -	33.971			1:47.501 (1)	81.48		10:23:21.127

P31 93 C		Jonathan HAYES		BMW Compact			
IDEAL LAP TIME : 1:48.385		BEST LAP TIME : 1:48.389		DIFFERENCE : 0.004			
LAP	SECTOR 1	SECTOR 2	SECTOR 3	LAP TIME	MPH	DIFF	TIME OF DAY
1 -	OUTLAP			1:59.740	73.15	11.351	10:02:44.240
2 -	36.564			1:57.219	74.73	8.830	10:04:41.459
3 -	34.797			1:51.638	78.46	3.249	10:06:33.097
4 -	33.752			1:49.092 (2)	80.29	0.703	10:08:22.189
5 -	33.751			1:48.900 D	80.43	0.511	10:10:11.089
6 -	33.786	53.535	IN PIT	3:25.472 P	42.63	1:37.083	10:13:36.561
7 -	OUTLAP			2:01.624	72.02	13.235	10:15:38.185
8 -	36.230	52.571	30.691	1:59.492	73.30	11.103	10:17:37.677
9 -	58.032			2:40.145	54.69	51.756	10:20:17.822
10 -	34.119			1:51.712	78.41	3.323	10:22:09.534
11 -	33.703			1:49.309 (3)	80.13	0.920	10:23:58.843
12 -	33.707	48.556	26.126	1:48.389 (1)	80.81		10:25:47.232

P32 183 B		COOK S / COOK E		Volkswagen Scirocco			
IDEAL LAP TIME :		BEST LAP TIME : 1:48.735		DIFFERENCE :			
LAP	SECTOR 1	SECTOR 2	SECTOR 3	LAP TIME	MPH	DIFF	TIME OF DAY
1 -				1:58.078	74.18	9.343	10:05:41.562
2 -				1:58.411	73.97	9.676	10:07:39.973
3 -				6:25.910	22.69	4:37.175	10:14:05.883
4 -				2:52.729	50.71	1:03.994	10:16:58.612
5 -				2:40.626	54.53	51.891	10:19:39.238
6 -				1:52.128 (3)	78.12	3.393	10:21:31.366
7 -				1:48.735 (1)	80.56		10:23:20.101
8 -				1:48.951 (2)	80.40	0.216	10:25:09.052

TEGIWA Club Enduro Championship

QUALIFYING - RACE 12 - SECTOR ANALYSIS



SECTOR 1 = FL to I1, SECTOR 2 = I1 to I2, SECTOR 3 = I2 to FL, DIFF = Difference To Personal Best Lap, P = Crossed Finish Line in Pit Lane, D = Time Disallowed

P33 888 B		Graham PRICE		Renault Megane			
IDEAL LAP TIME : 2:03.881		BEST LAP TIME : 1:49.011		DIFFERENCE : -14.870			
LAP	SECTOR 1	SECTOR 2	SECTOR 3	LAP TIME	MPH	DIFF	TIME OF DAY
1 -	OUTLAP			2:12.245	66.23	23.234	10:02:31.084
2 -	36.401			1:53.405	77.24	4.394	10:04:24.489
3 -	34.672			1:49.672 (3)	79.87	0.661	10:06:14.161
4 -	34.126			1:49.736	79.82	0.725	10:08:03.897
5 -	34.552			1:50.198	79.49	1.187	10:09:54.095
6 -	34.307			1:59.064	73.57	10.053	10:11:53.159
7 -	41.413	1:00.752	29.070	2:11.235	66.74	22.224	10:14:04.394
8 -	52.930	1:14.673	42.870	2:50.473	51.38	1:01.462	10:16:54.867
9 -	53.526	1:16.512	31.961	2:41.999	54.07	52.988	10:19:36.866
10 -	36.065			1:52.099	78.14	3.088	10:21:28.965
11 -	34.059			1:49.393 (2)	80.07	0.382	10:23:18.358
12 -	34.099			1:49.011 (1)	80.35		10:25:07.369

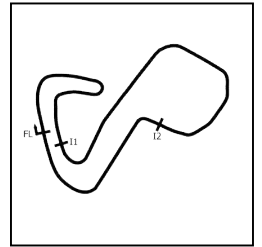
P34 481 B		Edward CHRISTIE		BMW E36 M3			
IDEAL LAP TIME :		BEST LAP TIME : 1:49.060		DIFFERENCE :			
LAP	SECTOR 1	SECTOR 2	SECTOR 3	LAP TIME	MPH	DIFF	TIME OF DAY
1 -	OUTLAP			2:10.754	66.99	21.694	10:03:51.997
2 -	36.606			1:55.220	76.02	6.160	10:05:47.217
3 -	35.481			1:56.591	75.13	7.531	10:07:43.808
4 -	35.077			1:55.817	75.63	6.757	10:09:39.625
5 -	33.864			1:50.178 (2)	79.50	1.118	10:11:29.803
6 -	40.053			2:25.013	60.40	35.953	10:13:54.816
7 -	54.257			2:54.922	50.07	1:05.862	10:16:49.738
8 -	51.936			2:37.856	55.49	48.796	10:19:27.594
9 -	34.625			1:52.040	78.18	2.980	10:21:19.634
10 -	34.648			1:51.645	78.46	2.585	10:23:11.279
11 -	33.648			1:51.229 (3)	78.75	2.169	10:25:02.508
12 -	34.325			1:49.060 (1)	80.32		10:26:51.568

P35 16 C		PEERLESS / STENNING		Honda Civic Type R			
IDEAL LAP TIME :		BEST LAP TIME : 1:50.283		DIFFERENCE :			
LAP	SECTOR 1	SECTOR 2	SECTOR 3	LAP TIME	MPH	DIFF	TIME OF DAY
1 -	OUTLAP			2:08.552	68.14	18.269	10:02:45.548
2 -	37.672			1:58.777	73.75	8.494	10:04:44.325
3 -	37.079			1:56.022	75.50	5.739	10:06:40.347
4 -	35.496			1:54.285	76.64	4.002	10:08:34.632
5 -	34.808			1:51.285 (2)	78.71	1.002	10:10:25.917
6 -	35.212		IN PIT	4:47.443 P	30.47	2:57.160	10:15:13.360
7 -	OUTLAP			2:11.945	66.39	21.662	10:17:25.305
8 -	1:02.259			2:50.072	51.50	59.789	10:20:15.377
9 -	35.240			1:55.553	75.80	5.270	10:22:10.930
10 -	35.107			1:53.030 (3)	77.50	2.747	10:24:03.960
11 -	34.429			1:50.283 (1)	79.43		10:25:54.243

P36 66 C		Paul SUBBIANI		BMW 318Ti			
IDEAL LAP TIME :		BEST LAP TIME : 1:50.351		DIFFERENCE :			
LAP	SECTOR 1	SECTOR 2	SECTOR 3	LAP TIME	MPH	DIFF	TIME OF DAY
1 -	OUTLAP			2:10.690	67.02	20.339	10:03:04.879
2 -	36.454			1:56.366	75.27	6.015	10:05:01.245
3 -	35.815			1:54.390	76.57	4.039	10:06:55.635
4 -	34.992			1:52.289 (3)	78.01	1.938	10:08:47.924
5 -	34.973			1:55.142	76.07	4.791	10:10:43.066
6 -	34.598		IN PIT	3:26.646 P	42.39	1:36.295	10:14:09.712
7 -	OUTLAP	1:09.036	IN PIT	3:53.429 P	37.52	2:03.078	10:18:03.141
8 -	OUTLAP			2:24.561	60.59	34.210	10:20:27.702
9 -	35.015			1:52.758	77.68	2.407	10:22:20.460
10 -	34.495			1:51.581 (2)	78.50	1.230	10:24:12.041
11 -	34.108			1:50.351 (1)	79.38		10:26:02.392

TEGIWA Club Enduro Championship

QUALIFYING - RACE 12 - SECTOR ANALYSIS



SECTOR 1 = FL to I1, SECTOR 2 = I1 to I2, SECTOR 3 = I2 to FL, DIFF = Difference To Personal Best Lap, P = Crossed Finish Line in Pit Lane, D = Time Disallowed

P37 316 C		MAIRS / REID		BMW 325ti Compact			
IDEAL LAP TIME :		BEST LAP TIME : 1:53.258		DIFFERENCE :			
LAP	SECTOR 1	SECTOR 2	SECTOR 3	LAP TIME	MPH	DIFF	TIME OF DAY
1 -	37.361			1:58.040	74.21	4.782	10:04:41.288
2 -				1:57.188	74.75	3.930	10:06:38.476
3 -				1:56.560 (3)	75.15	3.302	10:08:35.036
4 -			<i>IN PIT</i>	4:11.842 P	34.78	2:18.584	10:12:46.878
5 -	OUTLAP			2:27.635	59.33	34.377	10:15:14.514
6 -				2:09.189	67.80	15.931	10:17:23.703
7 -				2:49.715	51.61	56.457	10:20:13.418
8 -				1:57.040	74.84	3.782	10:22:10.458
9 -				1:55.271 (2)	75.99	2.013	10:24:05.729
10 -				1:53.258 (1)	77.34		10:25:58.987

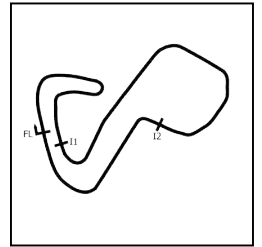
P38 76 B		Michael DOWNIE		Porsche Boxster S			
IDEAL LAP TIME :		BEST LAP TIME : 1:53.298		DIFFERENCE :			
LAP	SECTOR 1	SECTOR 2	SECTOR 3	LAP TIME	MPH	DIFF	TIME OF DAY
1 -	OUTLAP			2:11.442	66.64	18.144	10:02:59.143
2 -	37.633			2:00.101	72.93	6.803	10:04:59.244
3 -	35.812			1:54.778	76.31	1.480	10:06:54.022
4 -	35.714			1:53.298 (1)	77.31		10:08:47.320
5 -	34.910		<i>IN PIT</i>	3:34.836 P	40.77	1:41.538	10:12:22.156
6 -	OUTLAP			2:29.119	58.74	35.821	10:14:51.275
7 -	42.920			2:22.057	61.66	28.759	10:17:13.332
8 -	57.801			2:50.252	51.45	56.954	10:20:03.584
9 -	37.320			1:58.273	74.06	4.975	10:22:01.857
10 -	35.840			1:53.885 (2)	76.91	0.587	10:23:55.742
11 -	35.030			1:53.994 (3)	76.84	0.696	10:25:49.736

P39 46 C		DOUGILL / HILL		Mazda MX5			
IDEAL LAP TIME :		BEST LAP TIME : 1:57.313		DIFFERENCE :			
LAP	SECTOR 1	SECTOR 2	SECTOR 3	LAP TIME	MPH	DIFF	TIME OF DAY
1 -	OUTLAP			2:09.625	67.57	12.312	10:03:39.452
2 -	36.407			1:58.702	73.79	1.389	10:05:38.154
3 -	36.895			2:09.747	67.51	12.434	10:07:47.901
4 -	36.740			1:57.489 (3)	74.55	0.176	10:09:45.390
5 -	35.999		<i>IN PIT</i>	4:09.367 P	35.12	2:12.054	10:13:54.757
6 -	OUTLAP			3:08.686	46.42	1:11.373	10:17:03.443
7 -	55.626			2:44.255	53.33	46.942	10:19:47.698
8 -	37.882			2:01.642	72.01	4.329	10:21:49.340
9 -	35.547			1:57.313 (1)	74.67		10:23:46.653
10 -	36.272			1:57.472 (2)	74.56	0.159	10:25:44.125

P40 169 C		SIMMONITE / MANSELL		Mazda MX5			
IDEAL LAP TIME :		BEST LAP TIME : 1:58.056		DIFFERENCE :			
LAP	SECTOR 1	SECTOR 2	SECTOR 3	LAP TIME	MPH	DIFF	TIME OF DAY
1 -	OUTLAP			2:12.725	65.99	14.669	10:04:01.180
2 -	37.298			2:02.429 (3)	71.55	4.373	10:06:03.609
3 -	36.649			1:58.346 (2)	74.01	0.290	10:08:01.955
4 -	35.747			1:58.056 (1)	74.20		10:10:00.011
5 -	35.382			2:04.938	70.11	6.882	10:12:04.949
6 -	44.258			2:25.535	60.19	27.479	10:14:30.484
7 -	45.676			2:36.482	55.97	38.426	10:17:06.966
8 -	54.950		<i>IN PIT</i>	4:15.101 P	34.33	2:17.045	10:21:22.067
9 -	OUTLAP			4:56.654 D	75.09		10:23:18.718
10 -	35.353			4:55.383 D	75.91		10:25:14.101

TEGIWA Club Enduro Championship

QUALIFYING - RACE 12 - SECTOR ANALYSIS



SECTOR 1 = FL to I1, SECTOR 2 = I1 to I2, SECTOR 3 = I2 to FL, DIFF = Difference To Personal Best Lap, P = Crossed Finish Line in Pit Lane, D = Time Disallowed

P41 5 C		GIBSON / RIGG		Ginetta G40			
IDEAL LAP TIME :		BEST LAP TIME : 2:04.207		DIFFERENCE :			
LAP	SECTOR 1	SECTOR 2	SECTOR 3	LAP TIME	MPH	DIFF	TIME OF DAY
1 -	OUTLAP			2:24.240	60.73	20.033	10:03:13.759
2 -	42.029			2:17.381	63.76	13.174	10:05:31.140
3 -	40.621			2:18.474	63.25	14.267	10:07:49.614
4 -	41.200			2:17.746	63.59	13.539	10:10:07.360
5 -	41.881		IN PIT	4:25.185 P	33.03	2:20.978	10:14:32.545
6 -	OUTLAP			2:35.331	56.39	31.124	10:17:07.876
7 -	55.300			2:44.475	53.25	40.268	10:19:52.351
8 -	41.988			2:10.681 (3)	67.03	6.474	10:22:03.032
9 -	38.386			2:08.321 (2)	68.26	4.114	10:24:11.353
10 -	38.560			2:04.207 (1)	70.52		10:26:15.560

P42 144 A		LONGDON RI / LONGDON RO		BMW E46 M3			
IDEAL LAP TIME : 2:05.714		BEST LAP TIME : 2:07.480		DIFFERENCE : 1.766			
LAP	SECTOR 1	SECTOR 2	SECTOR 3	LAP TIME	MPH	DIFF	TIME OF DAY
1 -	OUTLAP	58.108	29.602	2:12.807	65.95	5.327	10:04:03.175
2 -	38.956	57.156	31.368	2:07.480 (1)	68.71		10:06:10.655
3 -	48.018		IN PIT	4:18.634 P	33.86	2:11.154	10:10:29.289
4 -	OUTLAP	1:04.370	33.872	2:24.326	60.69	16.846	10:12:53.615
5 -	43.054	1:06.380	IN PIT	4:47.524 P	30.46	2:40.044	10:17:41.139

TEGIWA Club Enduro Championship

QUALIFYING - RACE 12 - BEST SECTORS

SECTOR 1			SECTOR 2			SECTOR 3			IDEAL / BEST COMPARISON						
POS	NO	NAME	TIME	NO	NAME	TIME	NO	NAME	TIME	POS	NO	NAME	IDEAL	BEST	DIFF
													PERFECT LAP	1:36.480	
1	1	PARKIN	30.272	33	CLARKE / LIVESLEY	43.357	33	CLARKE / LIVESLEY	22.851	1	33	CLARKE / LIVESLEY	1:36.879	1:37.231	0.352
2	23	BIALAN / MASON	30.529	23	BIALAN / MASON	44.670	23	BIALAN / MASON	23.360	2	23	BIALAN / MASON	1:38.559	1:37.386	-1.173
3	33	CLARKE / LIVESLEY	30.671	6	PARKIN / BRYCHTA	44.889	78	STOCKFORD / JAMES	23.739	3	10	FENWICK / SHEPHERD	1:40.186	1:40.817	0.631
4	117	GADSBY / JONES	30.812	44	LIVESLEY	44.982	10	FENWICK / SHEPHERD	23.834	4	78	STOCKFORD / JAMES	1:40.325	1:40.431	0.106
5	25	BALL / HUGGINS	30.949	78	STOCKFORD / JAMES	45.100	176	LYNCH W / LYNCH F	24.028	5	6	PARKIN / BRYCHTA	1:40.566	1:40.488	-0.078
6	444	BLENCOWE / NORMAN	31.055	10	FENWICK / SHEPHERD	45.222	44	LIVESLEY	24.046	6	117	GADSBY / JONES	1:41.005	1:37.538	-3.467
7	8	TIDMARSH / WEBSTER	31.084	51	PACKER	45.423	6	PARKIN / BRYCHTA	24.161	7	44	LIVESLEY	1:41.047	1:41.060	0.013
8	10	FENWICK / SHEPHERD	31.130	176	LYNCH W / LYNCH F	45.434	117	GADSBY / JONES	24.304	8	176	LYNCH W / LYNCH F	1:41.690	1:41.690	0.000
9	69	HAMPSON / SCHULZ	31.274	12	CRILLY	45.754	18	MAUGER / FREEMAN	24.369	9	12	CRILLY	1:41.836	1:42.362	0.526
10	55	SIMMERSON	31.421	117	GADSBY / JONES	45.889	51	PACKER	24.549	10	51	PACKER	1:41.934	1:42.574	0.640
11	78	STOCKFORD / JAMES	31.486	18	MAUGER / FREEMAN	45.983	12	CRILLY	24.585	11	18	MAUGER / FREEMAN	1:42.089	1:41.515	-0.574
12	12	CRILLY	31.497	444	BLENCOWE / NORMAN	47.201	444	BLENCOWE / NORMAN	25.862	12	444	BLENCOWE / NORMAN	1:44.118	1:38.381	-5.737
13	6	PARKIN / BRYCHTA	31.516	93	HAYES	48.556	93	HAYES	26.126	13	93	HAYES	1:48.385	1:48.389	0.004
14	119	BALLESTEROS / TRUNDLEY	31.559	144	LONGDON RI / LONGDON RO	57.156	888	PRICE	29.070	14	888	PRICE	2:03.881	1:49.011	-14.870
15	113	RIVETT	31.715	888	PRICE	1:00.752	144	LONGDON RI / LONGDON RO	29.602	15	144	LONGDON RI / LONGDON RO	2:05.714	2:07.480	1.766
16	18	MAUGER / FREEMAN	31.737	66	SUBBIANI	1:09.036				16	90	IRVING / HENDERSON		1:38.429	
17	83	PUTTERGILL / BENSLEY	31.853							17	55	SIMMERSON		1:41.633	
18	87	WOODWARD / PARTRIDGE	31.912							18	82	WILLIAMS		1:43.001	
19	51	PACKER	31.962							19	30	HUGGINS / RITI		1:44.572	
20	90	IRVING / HENDERSON	31.973							20	25	BALL / HUGGINS		1:38.367	
21	44	LIVESLEY	32.019							21	8	TIDMARSH / WEBSTER		1:41.169	
22	176	LYNCH W / LYNCH F	32.228							22	13	FAIZEY		1:41.753	
23	43	CHEETHAM / SCHOFIELD	32.483							23	43	CHEETHAM / SCHOFIELD		1:46.446	
24	97	CONNELL / WILKINSON-HUGHES	32.615							24	7	COX D / COX J		1:45.030	
25	30	HUGGINS / RITI	32.870							25	76	DOWNIE		1:53.298	
26	7	COX D / COX J	33.050							26	83	PUTTERGILL / BENSLEY		1:43.642	
27	195	DENNIS / MOOR	33.230							27	87	WOODWARD / PARTRIDGE		1:41.841	
28	481	CHRISTIE	33.648							28	119	BALLESTEROS / TRUNDLEY		1:41.461	
29	93	HAYES	33.703							29	183	COOK S / COOK E		1:48.735	
30	62	DENDY-SADLER / GAY	33.971							30	481	CHRISTIE		1:49.060	
31	888	PRICE	34.059							31	69	HAMPSON / SCHULZ		1:39.392	
32	66	SUBBIANI	34.108							32	5	GIBSON / RIGG		2:04.207	
33	16	PEERLESS / STENNING	34.429							33	16	PEERLESS / STENNING		1:50.283	
34	76	DOWNIE	34.910							34	46	DOUGILL / HILL		1:57.313	
35	169	SIMMONITE / MANSELL	35.353							35	62	DENDY-SADLER / GAY		1:47.501	
36	46	DOUGILL / HILL	35.547							36	66	SUBBIANI		1:50.351	
37	316	MAIRS / REID	37.361							37	1	PARKIN		1:37.218	
38	5	GIBSON / RIGG	38.386							38	97	CONNELL / WILKINSON-HUGHES		1:46.299	
39	144	LONGDON RI / LONGDON RO	38.956							39	169	SIMMONITE / MANSELL		1:58.056	
40										40	195	DENNIS / MOOR		1:45.787	
41										41	316	MAIRS / REID		1:53.258	
42										42	113	RIVETT		1:41.164	
43															

TEGIWA Club Enduro Championship

QUALIFYING - RACE 12 - PIT STOP ANALYSIS

P1 1 Scott PARKIN				
STOP	IN TIME	STOP TIME	TOTAL TIME	OUT TIME
1 -	10:10:34.160	8:04.672	8:04.672	10:18:38.832

P2 33 CLARKE / LIVESLEY				
STOP	IN TIME	STOP TIME	TOTAL TIME	OUT TIME
1 -	10:13:03.792	1:51.849	1:51.849	10:14:55.641

P3 23 BIALAN / MASON				
STOP	IN TIME	STOP TIME	TOTAL TIME	OUT TIME
1 -	10:12:58.221	1:59.327	1:59.327	10:14:57.548

P4 117 GADSBY / JONES				
STOP	IN TIME	STOP TIME	TOTAL TIME	OUT TIME
1 -	10:10:04.067	2:11.149	2:11.149	10:12:15.216
2 -	10:26:53.782			

P5 25 BALL / HUGGINS				
STOP	IN TIME	STOP TIME	TOTAL TIME	OUT TIME
1 -	10:10:02.438	1:58.091	1:58.091	10:12:00.529

P6 444 BLENCOWE / NORMAN				
STOP	IN TIME	STOP TIME	TOTAL TIME	OUT TIME
1 -	10:13:43.631	2:11.194	2:11.194	10:15:54.825

P7 90 IRVING / HENDERSON				
STOP	IN TIME	STOP TIME	TOTAL TIME	OUT TIME
1 -	10:02:14.287	3:20.085	3:20.085	10:05:34.372
2 -	10:10:54.136	1:29.714	4:49.799	10:12:23.850

P8 69 HAMPSON / SCHULZ				
STOP	IN TIME	STOP TIME	TOTAL TIME	OUT TIME
1 -	10:12:02.295	2:18.298	2:18.298	10:14:20.593

P9 78 STOCKFORD / JAMES				
STOP	IN TIME	STOP TIME	TOTAL TIME	OUT TIME
1 -	10:09:21.361	2:09.545	2:09.545	10:11:30.906
2 -	10:25:40.611			

P10 6 PARKIN / BRYCHTA				
STOP	IN TIME	STOP TIME	TOTAL TIME	OUT TIME
1 -	10:09:34.934	1:54.038	1:54.038	10:11:28.972

P11 10 FENWICK / SHEPHERD				
STOP	IN TIME	STOP TIME	TOTAL TIME	OUT TIME
1 -	10:11:56.484	1:42.792	1:42.792	10:13:39.276

P12 44 Alex LIVESLEY				
STOP	IN TIME	STOP TIME	TOTAL TIME	OUT TIME
1 -	10:00:45.021	42.144	42.144	10:01:27.165
2 -	10:07:05.658	2:03.451	2:45.595	10:09:09.109

P13 113 Alex RIVETT				
STOP	IN TIME	STOP TIME	TOTAL TIME	OUT TIME

1 - 10:09:33.922 1:58.920 1:58.920 10:11:32.842

P14 8 TIDMARSH / WEBSTER				
STOP	IN TIME	STOP TIME	TOTAL TIME	OUT TIME
1 -	10:13:01.291	2:00.241	2:00.241	10:15:01.532

P15 119 BALLESTEROS / TRUNDLEY				
STOP	IN TIME	STOP TIME	TOTAL TIME	OUT TIME
1 -	10:12:08.904	1:42.040	1:42.040	10:13:50.944

P16 18 MAUGER / FREEMAN				
STOP	IN TIME	STOP TIME	TOTAL TIME	OUT TIME
1 -	10:18:57.710	3:52.588	3:52.588	10:22:50.298

P17 55 Paul SIMMERSON				
STOP	IN TIME	STOP TIME	TOTAL TIME	OUT TIME
1 -	10:13:46.669	2:20.066	2:20.066	10:16:06.735

P18 176 LYNCH W / LYNCH F				
STOP	IN TIME	STOP TIME	TOTAL TIME	OUT TIME
1 -	10:11:19.824	2:21.618	2:21.618	10:13:41.442

P20 87 WOODWARD / PARTRIDGE				
STOP	IN TIME	STOP TIME	TOTAL TIME	OUT TIME
1 -	10:07:57.108	1:56.800	1:56.800	10:09:53.908
2 -	10:26:58.315			

P21 12 Liam CRILLY				
STOP	IN TIME	STOP TIME	TOTAL TIME	OUT TIME
1 -	10:07:59.532	2:39.491	2:39.491	10:10:39.023

P22 51 Jonathan PACKER				
STOP	IN TIME	STOP TIME	TOTAL TIME	OUT TIME
1 -	10:05:04.818	2:33.929	2:33.929	10:07:38.747

P24 83 PUTTERGILL / BENSLEY				
STOP	IN TIME	STOP TIME	TOTAL TIME	OUT TIME
1 -	10:11:34.299	1:52.896	1:52.896	10:13:27.195

P25 30 HUGGINS / RITI				
STOP	IN TIME	STOP TIME	TOTAL TIME	OUT TIME
1 -	10:09:36.788	1:38.933	1:38.933	10:11:15.721

P26 7 COX D / COX J				
STOP	IN TIME	STOP TIME	TOTAL TIME	OUT TIME
1 -	10:09:19.893	3:28.514	3:28.514	10:12:48.407

P27 195 DENNIS / MOOR				
STOP	IN TIME	STOP TIME	TOTAL TIME	OUT TIME
1 -	10:10:01.779	2:10.172	2:10.172	10:12:11.951
2 -	10:25:33.727			

TEGIWA Club Enduro Championship

QUALIFYING - RACE 12 - PIT STOP ANALYSIS

P28 97 CONNELL / WILKINSON-HUGHES				
STOP	IN TIME	STOP TIME	TOTAL TIME	OUT TIME
1 -	10:13:00.046	1:52.272	1:52.272	10:14:52.318

P29 43 CHEETHAM / SCHOFIELD				
STOP	IN TIME	STOP TIME	TOTAL TIME	OUT TIME
1 -	10:06:45.362	1:06.220	1:06.220	10:07:51.582
2 -	10:13:51.942	1:44.668	2:50.888	10:15:36.610

P30 62 DENDY-SADLER / GAY				
STOP	IN TIME	STOP TIME	TOTAL TIME	OUT TIME
1 -	10:11:15.752	2:27.887	2:27.887	10:13:43.639
2 -	10:25:23.979			

P31 93 Jonathan HAYES				
STOP	IN TIME	STOP TIME	TOTAL TIME	OUT TIME
1 -	10:12:07.214	1:29.347	1:29.347	10:13:36.561

P35 16 PEERLESS / STENNING				
STOP	IN TIME	STOP TIME	TOTAL TIME	OUT TIME
1 -	10:12:28.528	2:44.832	2:44.832	10:15:13.360

P36 66 Paul SUBBIANI				
STOP	IN TIME	STOP TIME	TOTAL TIME	OUT TIME
1 -	10:12:56.603	1:13.109	1:13.109	10:14:09.712
2 -	10:17:00.105	1:03.036	2:16.145	10:18:03.141

P38 76 Michael DOWNIE				
STOP	IN TIME	STOP TIME	TOTAL TIME	OUT TIME
1 -	10:10:41.900	1:40.256	1:40.256	10:12:22.156

P39 46 DOUGILL / HILL				
STOP	IN TIME	STOP TIME	TOTAL TIME	OUT TIME
1 -	10:11:46.916	2:07.841	2:07.841	10:13:54.757

P40 169 SIMMONITE / MANSELL				
STOP	IN TIME	STOP TIME	TOTAL TIME	OUT TIME
1 -	10:19:50.067	1:32.000	1:32.000	10:21:22.067

P41 5 GIBSON / RIGG				
STOP	IN TIME	STOP TIME	TOTAL TIME	OUT TIME
1 -	10:12:27.474	2:05.071	2:05.071	10:14:32.545

P42 144 LONGDON RI / LONGDON RO				
STOP	IN TIME	STOP TIME	TOTAL TIME	OUT TIME
1 -	10:08:38.412	1:50.877	1:50.877	10:10:29.289
2 -	10:15:14.565	2:26.574	4:17.451	10:17:41.139
3 -	10:22:35.066			

TEGIWA Club Enduro Championship

QUALIFYING - RACE 12 - STATISTICS

Competitors Started 43
Planned Start 2024-05-19 @ 10:00:00.000
Actual Start 2024-05-19 @ 10:00:02.174
Finish Time 2024-05-19 @ 10:25:04.924
Track Length 2.4332mi.
Total Laps 451
Total Distance Covered 1097.4136mi.

Session Fastest Lap History

NO	CL	NAME	LAP TIME	TIME OF DAY	LAP	VEHICLE
1	A	Scott PARKIN	1:41.207	10:03:53.665	2	Audi TT TDI
23	A	BIALAN / MASON	1:41.031	10:04:06.970	2	Cupra TCR
1	A	Scott PARKIN	1:38.884	10:05:32.549	3	Audi TT TDI
23	A	BIALAN / MASON	1:38.436	10:05:45.404	3	Cupra TCR
1	A	Scott PARKIN	1:37.638	10:08:56.319	5	Audi TT TDI
23	A	BIALAN / MASON	1:37.386	10:10:44.606	6	Cupra TCR
1	A	Scott PARKIN	1:37.218	10:26:06.662	10	Audi TT TDI

Flag History

TYPE	TIME OF DAY
GREEN	10:00:02.174
SAFETY	10:10:55.863
GREEN	10:19:18.159
FINISH	10:25:04.924

Flag Statistics

TYPE	COUNT	TOTAL LAPS	TOTAL TIME
Green	2	10	19:04.290
Red	0	0	0.000
Safety Car	1	2	8:22.296
FCY	0	0	0.000

TEGIWA Club Enduro Championship

QUALIFYING - RACE 12 - STATISTICS

CLASS : A

20 Starters

Fastest Lap History

NO	NAME	LAP TIME	TIME OF DAY	LAP	VEHICLE
1	Scott PARKIN	1:41.207	10:03:53.665	2	Audi TT TDI
23	BIALAN / MASON	1:41.031	10:04:06.970	2	Cupra TCR
1	Scott PARKIN	1:38.884	10:05:32.549	3	Audi TT TDI
23	BIALAN / MASON	1:38.436	10:05:45.404	3	Cupra TCR
1	Scott PARKIN	1:37.638	10:08:56.319	5	Audi TT TDI
23	BIALAN / MASON	1:37.386	10:10:44.606	6	Cupra TCR
1	Scott PARKIN	1:37.218	10:26:06.662	10	Audi TT TDI

TEGIWA Club Enduro Championship

QUALIFYING - RACE 12 - STATISTICS

CLASS : B

12 Starters

Fastest Lap History

NO	NAME	LAP TIME	TIME OF DAY	LAP	VEHICLE
8	TIDMARSH / WEBSTER	1:49.208	10:03:54.563	2	Ginetta G40
13	Matt FAIZEY	1:42.586	10:04:12.499	1	Porsche Cayman
119	BALLESTEROS / TRUNDLEY	1:41.461	10:08:35.665	4	Audi TT
8	TIDMARSH / WEBSTER	1:41.359	10:10:51.595	6	Ginetta G40
8	TIDMARSH / WEBSTER	1:41.305	10:23:34.108	11	Ginetta G40
8	TIDMARSH / WEBSTER	1:41.169	10:25:15.277	12	Ginetta G40

TEGIWA Club Enduro Championship
QUALIFYING - RACE 12 - STATISTICS

CLASS : C

10 Starters

Fastest Lap History

NO	NAME	LAP TIME	TIME OF DAY	LAP	VEHICLE
195	DENNIS / MOOR	1:51.468	10:04:27.695	2	Honda Civic Type R
195	DENNIS / MOOR	1:49.523	10:06:17.217	3	Honda Civic Type R
97	CONNELL / WILKINSON-HUGHES	1:47.188	10:07:11.932	3	Mazda MX5
97	CONNELL / WILKINSON-HUGHES	1:46.299	10:08:58.231	4	Mazda MX5
195	DENNIS / MOOR	1:45.787	10:23:33.640	10	Honda Civic Type R

TEGIWA Club Enduro Championship
QUALIFYING - RACE 12 - STATISTICS

CLASS : INV

1 Starters

Fastest Lap History

NO	NAME	LAP TIME	TIME OF DAY	LAP	VEHICLE
113	Alex RIVETT	1:44.079	10:04:23.483	2	Lotus Elise
113	Alex RIVETT	1:42.839	10:06:06.321	3	Lotus Elise
113	Alex RIVETT	1:42.454	10:07:48.774	4	Lotus Elise
113	Alex RIVETT	1:41.164	10:22:58.854	10	Lotus Elise

TEGIWA Club Enduro Championship

RACE 12 - GRID (75 minutes) - AMENDED

ROW 22	43	22 BROWES P / BROWES L	
ROW 21	41	5 2:04.207 GIBSON / RIGG	42 144 2:07.480 LONGDON RI / LONGDON RO
ROW 20	39	46 1:57.313 DOUGILL / HILL	40 169 1:58.056 SIMMONITE / MANSELL
ROW 19	37	316 1:53.258 MAIRS / REID	38 76 1:53.298 Michael DOWNIE
ROW 18	35	16 1:50.283 PEERLESS / STENNING	36 66 1:50.351 Paul SUBBIANI
ROW 17	33	888 1:49.011 Graham PRICE	34 481 1:49.060 Edward CHRISTIE
ROW 16	31	93 1:48.389 Jonathan HAYES	32 183 1:48.735 COOK S / COOK E
ROW 15	29	43 1:46.446 CHEETHAM / SCHOFIELD	30 62 1:47.501 DENDY-SADLER / GAY
ROW 14	27	195 1:45.787 DENNIS / MOOR	28 97 1:46.299 CONNELL / WILKINSON-HUGHES
ROW 13	25	30 1:44.572 L HUGGINS / N HUGGINS	26 7 1:45.030 COX D / COX J
ROW 12	23	82 1:43.001 Ben WILLIAMS	24 83 1:43.642 PUTTERGILL / BENSLEY
ROW 11	21	12 1:42.362 Liam CRILLY	22 51 1:42.574 Jonathan PACKER
ROW 10	19	13 1:41.753 Matt FAIZEY	20 87 1:41.841 WOODWARD / PARTRIDGE
ROW 9	17	55 1:41.633 SIMMERSON / STANTON	18 176 1:41.690 LYNCH W / LYNCH F
ROW 8	15	119 1:41.461 BALLESTEROS / TRUNDLEY	16 18 1:41.515 MAUGER / FREEMAN
ROW 7	13	113 1:41.164 Alex RIVETT	14 8 1:41.169 TIDMARSH / WEBSTER
ROW 6	11	10 1:40.817 FENWICK / SHEPHERD	12 44 1:41.060 Alex LIVESLEY
ROW 5	9	78 1:40.431 STOCKFORD / JAMES	10 6 1:40.488 PARKIN / BRYCHTA
ROW 4	7	90 1:38.429 IRVING / HENDERSON	8 69 1:39.392 HAMPSON / SCHULZ
ROW 3	5	25 1:38.367 Darren BALL	6 444 1:38.381 BLENCOWE / NORMAN
ROW 2	3	23 1:37.386 BIALAN / MASON	4 117 1:37.538 GADSBY / JONES
ROW 1	1	1 1:37.218 Scott PARKIN	2 33 1:37.231 CLARKE / RITI

Pole



These results are provisional until the conclusion of any judicial and technical matters.

Brands Hatch GP: 2.4332 miles

Clerk Of Course: Jonathon Provost

Stewards:

Timekeeper: Richard Lomax



TEGIWA Club Enduro Championship

RACE 12 - CLASSIFICATION - AMENDED

Race Distance: 38 Laps / 92.46 miles

POS	NO	CL	PIC	NAME	ENTRY	LAPS	TIME	GAP	DIFF	MPH	BEST	ON	GRD	↑↓
1	1	A	1	Scott PARKIN	Audi TT TDI	38	1:16:29.596			72.52	1:37.163	26	1	0
2	6	A	2	PARKIN / BRYCHTA	Audi TT TDI	38	1:17:06.785	37.189	37.189	71.94	1:37.682	31	10	8
3	25*	A	3	Darren BALL	Seat Leon TCR	38	1:17:09.548	39.952	2.763	71.90	1:38.950	29	5	2
4	78	A	4	STOCKFORD / JAMES	Audi RS3 LMS	38	1:17:15.586	45.990	6.038	71.80	1:38.817	31	9	5
5	444	A	5	BLENCOWE / NORMAN	SEAT Cupra TCR	38	1:17:44.232	1:14.636	28.646	71.36	1:37.511	17	6	1
6	82	A	6	Ben WILLIAMS	SEAT Leon TCR	38	1:17:49.900	1:20.304	5.668	71.28	1:40.767	36	23	17
7	10	A	7	FENWICK / SHEPHERD	BMW M2 CS	38	1:18:11.932	1:42.336	22.032	70.94	1:41.111	10	11	4
8	90	A	8	IRVING / HENDERSON	Mazda MX5	37	1:16:26.696	1 Lap	1 Lap	70.66	1:38.389	15	7	-1
9	83	B	1	PUTTERGILL / BENSLEY	Honda Civic Type R	37	1:16:34.228	1 Lap	7.532	70.54	1:41.931	33	24	15
10	69	A	9	HAMPSON / SCHULZ	BMW M2 CS Racing	37	1:16:57.524	1 Lap	23.296	70.19	1:40.362	10	8	-2
11	51	B	2	Jonathan PACKER	Volkswagen Golf GTI	37	1:16:58.590	1 Lap	1.066	70.17	1:42.367	16	22	11
12	176	A	10	LYNCH W / LYNCH F	BMW E46 M3	37	1:17:41.297	1 Lap	42.707	69.53	1:43.088	20	18	6
13	87*	B	3	WOODWARD / PARTRIDGE	BMW M235i	37	1:19:00.452	1 Lap	1:19.155	68.37	1:42.082	19	20	7
14	43	B	4	CHEETHAM / SCHOFIELD	Porsche Boxster	36	1:16:34.804	2 Laps	1 Lap	68.63	1:43.122	13	29	15
15	119	B	5	BALLESTEROS / TRUNDLEY	Audi TT	36	1:16:42.934	2 Laps	8.130	68.51	1:41.885	16	15	0
16	30	A	11	L HUGGINS / N HUGGINS	Lotus Exige	36	1:16:52.835	2 Laps	9.901	68.36	1:43.470	12	25	9
17	888	B	6	Graham PRICE	Renault Megane	36	1:17:11.925	2 Laps	19.090	68.08	1:46.567	28	33	16
18	195	C	1	DENNIS / MOOR	Honda Civic Type R	36	1:17:20.432	2 Laps	8.507	67.95	1:44.709	17	27	9
19	16	C	2	PEERLESS / STENNING	Honda Civic Type R	36	1:17:35.994	2 Laps	15.562	67.73	1:46.354	15	35	16
20	55	A	12	SIMMERSON / STANTON	BMW M4 GT4	36	1:17:48.956	2 Laps	12.962	67.54	1:40.288	16	17	-3
21	481	B	7	Edward CHRISTIE	BMW E36 M3	36	1:17:50.698	2 Laps	1.742	67.51	1:47.254	28	34	13
22	13	B	8	Matt FAIZEY	Porsche Cayman	36	1:17:55.492	2 Laps	4.794	67.44	1:42.258	28	19	-3
23	12	B	9	Liam CRILLY	BMW Z4 Coupe	35	1:16:05.238	3 Laps	1 Lap	67.15	1:41.562	30	21	-2
24	46	C	3	DOUGILL / HILL	Mazda MX5	35	1:17:00.291	3 Laps	55.053	66.35	1:50.993	13	39	15
25	169	C	4	SIMMONITE / MANSELL	Mazda MX5	35	1:17:49.282	3 Laps	48.991	65.66	1:48.926	29	40	15
26	316	C	5	MAIRS / REID	BMW 325ti Compact	35	1:18:27.027	3 Laps	37.745	65.13	1:50.328	29	37	11
27	8	B	10	TIDMARSH / WEBSTER	Ginetta G40	33	1:09:37.601	5 Laps	2 Laps	69.19	1:41.045	33	14	-13
28	144	A	13	LONGDON RI / LONGDON RO	BMW E46 M3	33	1:13:54.765	5 Laps	4:17.164	65.18	1:46.202	29	42	14
29	76*	B	11	Michael DOWNIE	Porsche Boxster S	33	1:17:08.279	5 Laps	3:13.514	68.13	1:45.685	28	38	9
30	183*	B	12	COOK S / COOK E	Volkswagen Scirocco	30	1:18:01.350	8 Laps	3 Laps	56.13	1:49.007	24	32	2
31	66	C	6	Paul SUBBIANI	BMW 318Ti	25	57:25.052	13 Laps	5 Laps	63.56	1:46.925	15	36	5
32	97	C	7	CONNELL / WILKINSON-HUGHES	Mazda MX5	24	56:47.107	14 Laps	1 Lap	61.70	1:45.468	15	28	-4
33	22	A	14	BROWES P / BROWES L	Seat Leon TCR	21	42:49.062	17 Laps	3 Laps	71.60	1:40.233	10	43	10
34	113	INV	1	Alex RIVETT	Lotus Elise	21	43:04.161	17 Laps	15.099	71.18	1:41.749	11	13	-21
35	5	C	8	GIBSON / RIGG	Ginetta G40	21	56:15.031	17 Laps	13:10.870	54.50	2:06.676	13	41	6

NOT CLASSIFIED

NC	33	A		CLARKE / RITI	BMW M3 CSL	18	41:10.598	20 Laps	3 Laps	63.82	1:37.709	18	2
NC	117	A		GADSBY / JONES	BMW Compact	13	29:00.651	25 Laps	5 Laps	65.42	1:38.082	11	4
NC	23	A		BIALAN / MASON	Cupra TCR	12	35:38.332	26 Laps	1 Lap	49.15	1:38.021	2	3
NC	93	C		Jonathan HAYES	BMW Compact	9	22:52.264	29 Laps	3 Laps	57.45	1:50.276	9	31
NC	44	A		Alex LIVESLEY	Ginetta G20	2	3:35.148	36 Laps	7 Laps	81.43	1:42.714	2	12
NC	7	A		COX D / COX J	BMW E46 M3	1	1:58.654	37 Laps	1 Lap	73.82	1:58.654	1	26

NOT STARTED

NS	18	A		MAUGER / FREEMAN	Seat Leon TCR									16
NS	62	C		DENDY-SADLER / GAY	BMW 328i									30

FASTEST LAP

1	A			Scott PARKIN	Audi TT TDI	26	1:37.163			90.15 mph		145.09 kph
8	B			TIDMARSH / WEBSTER	Ginetta G40	33	1:41.045			86.69 mph		139.51 kph
113	INV			Alex RIVETT	Lotus Elise	11	1:41.749			86.09 mph		138.55 kph
195	C			DENNIS / MOOR	Honda Civic Type R	17	1:44.709			83.65 mph		134.63 kph

Comments:

*Cars 25, 183 - 5 second penalty for exceeding track limits.

*Car 76 - 3 lap deduction. Making a mandatory pitstop of less than mandatory duration

*Car 87 - 150 second time penalty. Q12.24.3 (e/f) Failure to comply with yellow flag signals

Weather / Track : Sunny / Dry

Date: 19/05/2024 Start: 15:01 Finish: 16:18

These results are provisional until the conclusion of any judicial and technical matters.

Brands Hatch GP: 2.4332 miles

Clerk Of Course: Jonathon Provost

Stewards:

Timekeeper: Richard Lomax



TEGIWA Club Enduro Championship

RACE 12 - LAP CHART

LAP 1 @ 15:03:26.408			LAP 2 @ 15:05:04.396			LAP 3 @ 15:06:49.525			LAP 4 @ 15:10:02.849			LAP 5 @ 15:13:31.635		
NO	BEHIND	LAP TIME	NO	BEHIND	LAP TIME	NO	BEHIND	LAP TIME	NO	BEHIND	LAP TIME	NO	BEHIND	LAP TIME
1		1:41.733	1		1:37.988	1		1:45.129	1		3:13.324	1		3:28.786
117	0.182	1:41.915	117	0.447	1:38.253	117	0.505	1:45.187	117	1.099	3:13.918	117	1.254	3:28.941
23	0.860	1:42.593	23	0.893	1:38.021	444	2.425	1:42.298	444	2.227	3:13.126	444	2.340	3:28.899
33	2.394	1:44.127	33	4.933	1:40.527	33	3.933	1:44.129	33	3.070	3:12.461	33	3.657	3:29.373
444	2.575	1:44.308	444	5.256	1:40.669	90	5.194	1:43.971	90	4.255	3:12.385	90	5.344	3:29.875
25	3.056	1:44.789	25	6.310	1:41.242	25	6.284	1:45.103	25	5.266	3:12.306	25	6.394	3:29.914
90	3.425	1:45.158	90	6.352	1:40.915	69	7.295	1:45.578	69	6.207	3:12.236	69	7.292	3:29.871
69	4.347	1:46.080	69	6.846	1:40.487	6	10.040	1:47.810	6	7.672	3:10.956	6	8.517	3:29.631
6	4.794	1:46.527	6	7.359	1:40.553	10	22.669	1:56.115	10	9.398	3:00.053	10	9.562	3:28.950
10	7.881	1:49.614	10	11.683	1:41.790	78	23.350	1:56.135	78	10.295	3:00.269	78	10.444	3:28.935
78	8.613	1:50.346	78	12.344	1:41.719	113	24.202	1:54.749	113	11.257	3:00.379	113	11.439	3:28.968
113	9.807	1:51.540	113	14.582	1:42.763	55	27.708	1:56.847	55	12.331	2:57.947	55	12.459	3:28.914
119	10.201	1:51.934	44	15.427	1:42.714	119	28.735	1:58.017	119	13.440	2:58.029	119	13.910	3:29.256
44	10.701	1:52.434	119	15.847	1:43.634	176	30.436	1:58.314	176	15.204	2:58.092	176	15.354	3:28.936
176	11.060	1:52.793	55	15.990	1:42.280	13	31.049	1:58.460	13	16.003	2:58.278	13	16.233	3:29.016
55	11.698	1:53.431	176	17.251	1:44.179	8	31.765	1:57.945	8	16.649	2:58.208	8	16.990	3:29.127
13	12.372	1:54.105	13	17.718	1:43.334	12	33.315	1:59.100	12	17.809	2:57.818	12	18.862	3:29.839
8	13.768	1:55.501	8	18.949	1:43.169	51	33.812	1:58.820	51	18.667	2:58.179	51	19.446	3:29.565
12	13.815	1:55.548	12	19.344	1:43.517	82	34.598	1:57.755	82	19.474	2:58.200	82	20.732	3:30.044
43	13.958	1:55.691	51	20.121	1:43.779	22	35.684	1:57.341	22	20.499	2:58.139	22	22.218	3:30.505
51	14.330	1:56.063	43	21.819	1:45.849	43	36.290	1:59.600	43	21.331	2:58.365	43	22.905	3:30.360
82	15.360	1:57.093	82	21.972	1:44.600	83	37.079	1:59.082	83	22.402	2:58.647	83	24.239	3:30.623
83	16.232	1:57.965	83	23.126	1:44.882	30	39.283	1:57.628	30	23.321	2:57.362	30	25.242	3:30.707
87	16.560	1:58.293	22	23.472	1:42.191	87	40.062	1:58.680	87	24.370	2:57.632	87	26.396	3:30.812
7	16.921	1:58.654	87	26.511	1:47.939	195	41.068	1:53.274	195	25.651	2:57.907	195	28.640	3:31.775
30	17.535	1:59.268	30	26.784	1:47.237	183	42.952	1:54.310	183	27.368	2:57.740	183	30.457	3:31.875
195	19.227	2:00.960	195	32.923	1:51.684	93	43.874	1:54.691	93	28.750	2:58.200	93	31.856	3:31.892
22	19.269	2:01.002	183	33.771	1:51.715	97	46.683	1:56.955	97	30.192	2:56.833	97	32.935	3:31.529
93	19.457	2:01.190	93	34.312	1:52.843	66	47.753	1:56.417	66	31.372	2:56.943	66	33.721	3:31.135
183	20.044	2:01.777	97	34.857	1:50.655	16	48.787	1:56.745	16	32.284	2:56.821	16	34.798	3:31.300
97	22.190	2:03.923	66	36.465	1:51.916	888	51.222	1:58.668	888	33.935	2:56.037	888	36.410	3:31.261
66	22.537	2:04.270	16	37.171	1:52.065	481	56.311	1:58.331	481	35.353	2:52.366	481	37.523	3:30.956
16	23.094	2:04.827	888	37.683	1:51.948	76	57.055	1:58.647	76	36.663	2:52.932	76	39.017	3:31.140
888	23.723	2:05.456	481	43.109	1:55.958	316	1:01.413	2:01.930	316	39.269	2:51.180	316	42.323	3:31.840
481	25.139	2:06.872	76	43.537	1:56.173	169	1:02.154	2:01.918	169	40.247	2:51.417	169	43.011	3:31.550
76	25.352	2:07.085	316	44.612	1:55.975	46	1:03.092	2:01.484	46	41.552	2:51.784	46	44.396	3:31.630
316	26.625	2:08.358	169	45.365	1:56.518	144	1:04.096	2:00.337	144	42.434	2:51.662	144	44.944	3:31.296
169	26.835	2:08.568	46	46.737	1:56.604	5	1:58.899	2:25.059	5	1:10.687	2:25.112	5	48.189	3:06.288
46	28.121	2:09.854	144	48.888	1:58.200									
144	28.676	2:10.409	5	1:18.969	2:15.302									
5	41.655	2:23.388												

TEGIWA Club Enduro Championship

RACE 12 - LAP CHART

LAP 6 @ 15:16:58.237			LAP 7 @ 15:19:54.230			LAP 8 @ 15:22:30.170			LAP 9 @ 15:24:11.053			LAP 10 @ 15:25:49.129		
NO	BEHIND	LAP TIME	NO	BEHIND	LAP TIME	NO	BEHIND	LAP TIME	NO	BEHIND	LAP TIME	NO	BEHIND	LAP TIME
1		3:26.602	1		2:55.993	1		2:35.940	1		1:40.883	1		1:38.076
117	1.022	3:26.370	117	0.942	2:55.913	117	0.320	2:35.318	117	0.392	1:40.955	117	0.533	1:38.217
444	2.561	3:26.823	444	1.994	2:55.426	444	0.654	2:34.600	444	0.761	1:40.990	444	1.407	1:38.722
33	3.319	3:26.264	33	3.130	2:55.804	33	0.747	2:33.557	33	1.592	1:41.728	33	3.839	1:40.323
90	4.651	3:25.909	90	4.378	2:55.720	90	1.159	2:32.721	90	1.920	1:41.644	90	4.356	1:40.512
25	5.248	3:25.456	25	5.360	2:56.105	25	2.012	2:32.592	69	2.593	1:40.994	69	4.879	1:40.362
69	6.174	3:25.484	69	6.157	2:55.976	69	2.482	2:32.265	25	3.063	1:41.934	25	5.679	1:40.692
6	7.045	3:25.130	6	6.965	2:55.913	6	2.517	2:31.492	6	3.569	1:41.935	6	5.883	1:40.390
10	8.444	3:25.484	10	7.925	2:55.474	10	2.839	2:30.854	55	3.779	1:41.762	55	6.659	1:40.956
78	9.560	3:25.718	78	8.736	2:55.169	55	2.900	2:28.056	10	4.826	1:42.870	10	7.861	1:41.111
113	10.400	3:25.563	113	9.866	2:55.459	78	3.089	2:30.293	78	5.782	1:43.576	78	8.845	1:41.139
55	11.312	3:25.455	55	10.784	2:55.465	113	3.456	2:29.530	113	7.800	1:45.227	113	12.126	1:42.402
119	12.258	3:24.950	119	11.934	2:55.669	119	3.684	2:27.690	119	8.226	1:45.425	119	12.298	1:42.148
176	13.851	3:25.099	176	13.902	2:56.044	13	6.861	2:28.417	13	8.976	1:42.998	22	13.322	1:40.233
13	14.414	3:24.783	13	14.384	2:55.963	176	7.196	2:29.234	176	11.007	1:44.694	13	13.493	1:42.593
8	15.232	3:24.844	8	15.641	2:56.402	8	8.612	2:28.911	22	11.165	1:41.063	176	18.278	1:45.347
12	15.894	3:23.634	12	16.910	2:57.009	12	8.815	2:27.845	12	12.616	1:44.684	82	18.500	1:43.307
51	16.714	3:23.870	51	17.857	2:57.136	51	9.461	2:27.544	51	12.818	1:44.240	12	19.008	1:44.468
82	17.578	3:23.448	82	19.061	2:57.476	82	10.553	2:27.432	82	13.269	1:43.599	51	19.666	1:44.924
22	18.882	3:23.266	22	20.277	2:57.388	22	10.985	2:26.648	43	14.772	1:43.938	43	20.110	1:43.414
43	19.497	3:23.194	43	21.067	2:57.563	43	11.717	2:26.590	83	16.668	1:44.519	8	20.440	1:41.661
83	20.150	3:22.513	83	21.930	2:57.773	83	13.032	2:27.042	8	16.855	1:49.126	83	23.424	1:44.832
30	21.892	3:23.252	30	23.197	2:57.298	30	13.386	2:26.129	30	17.591	1:45.088	30	23.983	1:44.468
87	22.757	3:22.963	87	24.114	2:57.350	87	14.046	2:25.872	87	19.795	1:46.632	87	28.391	1:46.672
195	24.566	3:22.528	195	25.419	2:56.846	195	15.277	2:25.798	195	21.071	1:46.677	195	29.250	1:46.255
183	25.935	3:22.080	183	26.586	2:56.644	183	16.131	2:25.485	66	25.436	1:48.825	66	36.986	1:49.626
93	27.490	3:22.236	93	28.202	2:56.705	93	16.493	2:24.231	93	25.886	1:50.276	97	37.606	1:49.607
97	28.263	3:21.930	97	29.126	2:56.856	97	16.980	2:23.794	97	26.075	1:49.978	23	3 Laps	1:43.024
66	29.374	3:22.255	66	30.070	2:56.689	66	17.494	2:23.364	183	26.593	1:51.345	16	43.018	1:52.087
16	30.098	3:21.902	16	30.881	2:56.776	16	20.390	2:25.449	16	29.007	1:49.500	888	44.595	1:53.201
888	33.200	3:23.392	888	32.073	2:54.866	888	21.511	2:25.378	888	29.470	1:48.842	183	45.341	1:56.824
481	35.593	3:24.672	481	33.990	2:54.390	481	26.864	2:28.814	23	3 Laps	1:40.139	76	49.980	1:50.209
76	37.004	3:24.589	76	36.321	2:55.310	76	27.040	2:26.659	76	37.847	1:51.690	481	54.177	1:52.121
169	40.028	3:23.619	169	37.740	2:53.705	169	28.654	2:26.854	481	40.132	1:54.151	46	55.603	1:52.826
46	40.872	3:23.078	46	38.925	2:54.046	46	29.447	2:26.462	46	40.853	1:52.289	169	55.866	1:52.506
144	41.439	3:23.097	144	39.809	2:54.363	144	31.034	2:27.165	169	41.436	1:53.665	144	1:00.613	1:52.967
5	45.508	3:23.921	5	41.507	2:51.992	5	38.060	2:32.493	144	45.722	1:55.571	316	1:10.771	1:55.696
23	3 Laps	12:40.637 P	23	3 Laps	2:51.437	23	3 Laps	2:30.998	316	53.151	1:55.027	5	1:37.362	2:07.566
316	1:08.500	3:52.779 P	316	43.479	2:30.972	316	39.007	2:31.468	5	1:07.872	2:10.695			

TEGIWA Club Enduro Championship

RACE 12 - LAP CHART

LAP 11 @ 15:27:26.889			LAP 12 @ 15:29:04.976			LAP 13 @ 15:30:43.191			LAP 14 @ 15:32:21.939			LAP 15 @ 15:34:04.068		
NO	BEHIND	LAP TIME	NO	BEHIND	LAP TIME	NO	BEHIND	LAP TIME	NO	BEHIND	LAP TIME	NO	BEHIND	LAP TIME
1		1:37.760	1		1:38.087	1		1:38.215	1		1:38.748	444		1:38.465
117	0.855	1:38.082	117	1.407	1:38.639	117	2.135	1:38.943	144	1 Lap	1:51.960	55	1 Lap	3:06.221 P
444	1.794	1:38.147	444	2.348	1:38.641	444	2.481	1:38.348	444	3.664	1:39.931	481	1 Lap	1:50.479
33	6.487	1:40.408	90	8.553	1:39.540	316	1 Lap	1:55.477	90	10.413	1:39.189	90	6.673	1:38.389
90	7.100	1:40.504	33	9.510	1:41.110	90	9.972	1:39.634	33	13.331	1:40.085	46	1 Lap	1:52.969
69	7.706	1:40.587	69	10.090	1:40.471	33	11.994	1:40.699	6	13.780	1:40.116	169	1 Lap	1:52.511
25	8.125	1:40.206	6	10.402	1:39.959	6	12.412	1:40.225	25	17.332	1:40.460	6	13.854	1:42.203
6	8.530	1:40.407	25	11.559	1:41.521	55	15.269	1:41.334	78	21.839	1:42.424	25	15.367	1:40.164
55	9.587	1:40.688	55	12.150	1:40.650	25	15.620	1:42.276	10	24.371	1:42.969	144	1 Lap	1:56.491
10	11.232	1:41.131	10	15.700	1:42.555	78	18.163	1:40.547	22	24.788	1:41.658	78	20.756	1:41.046
78	11.814	1:40.729	78	15.831	1:42.104	10	20.150	1:42.665	316	1 Lap	1:56.223	10	24.167	1:41.925
113	16.115	1:41.749	22	19.686	1:41.498	22	21.878	1:40.407	113	29.815	1:43.819	22	24.317	1:41.658
22	16.275	1:40.713	113	21.019	1:42.991	113	24.744	1:41.940	119	30.480	1:43.572	113	29.971	1:42.285
119	17.286	1:42.748	119	21.877	1:42.678	119	25.656	1:41.994	13	35.659	1:45.494	119	32.036	1:43.685
13	18.986	1:43.253	13	24.533	1:43.634	13	28.913	1:42.595	82	37.316	1:42.107	82	37.568	1:42.381
176	24.305	1:43.787	82	29.983	1:43.541	82	33.957	1:42.189	12	39.038	1:42.912	13	39.145	1:45.615
82	24.529	1:43.789	12	30.679	1:43.591	12	34.874	1:42.410	43	41.030	1:43.676	12	39.508	1:42.599
12	25.175	1:43.927	43	31.195	1:43.383	43	36.102	1:43.122	8	44.951	1:43.347	43	43.279	1:44.378
51	25.633	1:43.727	5	1 Lap	2:09.992	176	39.293	1:44.411	51	46.342	1:44.556	8	44.135	1:41.313
43	25.899	1:43.549	176	33.097	1:46.879	8	40.352	1:44.910	83	46.898	1:44.809	51	47.362	1:43.149
8	26.291	1:43.611	8	33.657	1:45.453	51	40.534	1:44.816	176	47.962	1:47.417	83	47.830	1:43.061
83	29.642	1:43.978	51	33.933	1:46.387	83	40.837	1:43.988	30	48.709	1:46.218	69	2 Laps	5:37.739 P
30	30.114	1:43.891	83	35.064	1:43.509	30	41.239	1:43.957	87	1:03.670	1:46.934	176	50.282	1:44.449
87	37.100	1:46.469	30	35.497	1:43.470	87	55.484	1:47.364	195	1:04.766	1:46.928	30	50.879	1:44.299
195	37.677	1:46.187	87	46.335	1:47.322	195	56.586	1:48.306	97	1:12.717	1:47.376	195	1:09.532	1:46.895
23	3 Laps	1:39.652	195	46.495	1:46.905	5	1 Lap	2:08.869	16	1:18.304	1:47.311	97	1:16.056	1:45.468
97	47.650	1:47.804	23	3 Laps	1:40.675	97	1:04.089	1:46.182	66	1:19.380	1:49.328	16	1:22.529	1:46.354
66	49.105	1:49.879	97	56.122	1:46.559	66	1:08.800	1:47.652	888	1:26.246	1:48.769	66	1:24.176	1:46.925
16	51.939	1:46.681	66	59.363	1:48.345	16	1:09.741	1:46.731	5	1 Lap	2:06.676			
888	54.946	1:48.111	16	1:01.225	1:47.373	888	1:16.225	1:48.321	76	1:34.422	1:48.239			
183	59.871	1:52.290	888	1:06.119	1:49.260	76	1:24.931	1:49.127	23	4 Laps	4:08.025 P			
76	1:02.065	1:49.845	76	1:14.019	1:50.041	481	1:32.312	1:50.857						
481	1:07.073	1:50.656	481	1:19.670	1:50.684	46	1:37.036	1:50.993						
169	1:10.510	1:52.404	46	1:24.258	1:51.671	169	1:37.733	1:51.497						
46	1:10.674	1:52.831	169	1:24.451	1:52.028									
144	1:14.712	1:51.859	144	1:27.976	1:51.351									
316	1:30.218	1:57.207												

TEGIWA Club Enduro Championship

RACE 12 - LAP CHART

LAP 16 @ 15:35:43.017			LAP 17 @ 15:37:20.528			LAP 18 @ 15:38:58.563			LAP 19 @ 15:40:37.042			LAP 20 @ 15:42:24.304		
NO	BEHIND	LAP TIME	NO	BEHIND	LAP TIME	NO	BEHIND	LAP TIME	NO	BEHIND	LAP TIME	NO	BEHIND	LAP TIME
444		1:38.949	444		1:37.511	444		1:38.035	444		1:38.479	90		1:38.502
23	5 Laps	1:44.615	23	5 Laps	1:38.516	16	1 Lap	1:46.798	97	1 Lap	1:46.212	1	2 Laps	1:37.748
76	1 Lap	1:49.995	90	7.970	1:38.423	90	8.623	1:38.688	90	8.760	1:38.616	6	8.465	1:40.044
55	1 Lap	1:45.333	1	2 Laps	5:08.362 P	55	1 Lap	1:40.949	16	1 Lap	1:46.521	55	1 Lap	1:42.842
90	7.058	1:39.334	55	1 Lap	1:40.288	1	2 Laps	1:41.503	1	2 Laps	1:37.436	25	13.590	1:39.771
6	14.684	1:39.779	6	15.502	1:38.329	6	15.886	1:38.419	55	1 Lap	1:40.702	22	28.570	1:40.429
25	16.023	1:39.605	25	17.716	1:39.204	25	18.756	1:39.075	6	15.683	1:38.276	33	2 Laps	1:37.709
481	1 Lap	1:54.119	22	30.706	1:42.134	888	3 Laps	5:38.267 P	66	3 Laps	5:26.806 P	66	3 Laps	2:00.412
46	1 Lap	1:51.880	78	31.732	1:44.595	22	33.599	1:40.928	25	21.081	1:40.804	10	36.070	1:42.119
78	24.648	1:42.841	10	33.822	1:42.852	10	36.961	1:41.174	22	35.403	1:40.283	113	41.935	1:42.322
22	26.083	1:40.715	481	1 Lap	1:54.431	33	2 Laps	1:41.474	33	2 Laps	1:38.698	78	2 Laps	5:15.609 P
10	28.481	1:43.263	33	2 Laps	5:22.122 P	113	42.836	1:43.222	10	41.213	1:42.731	888	3 Laps	1:48.201
113	33.103	1:42.081	113	37.649	1:42.057	119	44.682	1:42.975	888	3 Laps	1:54.965	119	45.453	1:43.433
144	1 Lap	1:54.848	46	1 Lap	1:54.394	481	1 Lap	1:50.736	113	46.875	1:42.518	481	1 Lap	1:49.679
119	34.972	1:41.885	119	39.742	1:42.281	82	48.653	1:41.456	119	49.282	1:43.079	13	2 Laps	5:15.800 P
82	39.792	1:41.173	82	45.232	1:42.951	5	4 Laps	5:56.594 P	82	52.171	1:41.997	51	1:08.417	1:43.022
12	43.377	1:42.818	12	47.941	1:42.075	12	52.237	1:42.331	12	58.047	1:44.289	176	1:17.911	1:43.088
13	45.252	1:45.056	13	50.438	1:42.697	46	1 Lap	1:51.527	481	1 Lap	1:50.902	30	1:20.284	1:45.608
8	47.217	1:42.031	8	51.289	1:41.583	8	55.779	1:42.525	51	1:12.657	1:46.646	69	2 Laps	1:45.855
43	49.410	1:45.080	144	1 Lap	1:56.466	169	3 Laps	5:44.149 P	169	3 Laps	1:58.610	83	2 Laps	1:46.422
51	50.780	1:42.367	316	3 Laps	5:26.264 P	43	1:03.507	1:44.588	30	1:21.938	1:48.408	87	2 Laps	1:42.689
30	57.934	1:46.004	43	56.954	1:45.055	51	1:04.490	1:44.899	176	1:22.085	1:48.395	169	3 Laps	1:56.891
176	58.420	1:47.087	51	57.626	1:44.357	144	1 Lap	1:51.875	83	2 Laps	1:52.253	195	1:35.971	1:46.650
69	2 Laps	1:49.188	30	1:04.511	1:44.088	83	2 Laps	5:15.148 P	69	2 Laps	1:46.309	316	3 Laps	1:53.473
195	1:15.658	1:45.075	176	1:04.908	1:43.999	30	1:12.009	1:45.533	5	4 Laps	2:15.104			
97	1:22.873	1:45.766	69	2 Laps	1:46.151	176	1:12.169	1:45.296	316	3 Laps	1:53.317			
16	1:30.035	1:46.455	87	2 Laps	5:13.901 P	69	2 Laps	1:45.017	87	2 Laps	1:42.710			
			195	1:22.856	1:44.709	316	3 Laps	1:58.607	195	1:36.583	1:45.217			
			97	1:31.837	1:46.475	76	2 Laps	4:38.844 P	76	2 Laps	1:53.996			
						87	2 Laps	1:45.920	183	7 Laps	13:55.451 P			
						195	1:29.845	1:45.024						

TEGIWA Club Enduro Championship

RACE 12 - LAP CHART

LAP 21 @ 15:44:04.462			LAP 22 @ 15:45:43.313			LAP 23 @ 15:47:22.266			LAP 24 @ 15:50:06.681			LAP 25 @ 15:52:59.288		
NO	BEHIND	LAP TIME	NO	BEHIND	LAP TIME	NO	BEHIND	LAP TIME	NO	BEHIND	LAP TIME	NO	BEHIND	LAP TIME
90		1:40.158	90		1:38.851	90		1:38.953	90		2:44.415	90		2:52.607
1	2 Laps	1:39.703	1	2 Laps	1:37.588	1	2 Laps	1:38.592	1	2 Laps	2:45.317	1	2 Laps	2:52.091
76	3 Laps	1:49.766	169	4 Laps	1:53.353	43	3 Laps	1:52.821	43	3 Laps	2:45.275	43	3 Laps	2:51.891
5	5 Laps	2:08.032	6	8.809	1:39.718	55	1 Lap	1:42.302	55	1 Lap	2:31.626	55	1 Lap	2:51.478
6	7.942	1:39.635	316	4 Laps	1:51.665	169	4 Laps	1:53.376	169	4 Laps	2:33.030	169	4 Laps	2:51.643
55	1 Lap	1:40.851	444	2 Laps	5:15.245 P	144	4 Laps	2:04.459	144	4 Laps	2:34.002	144	4 Laps	2:51.750
25	13.179	1:39.747	55	1 Lap	1:41.206	25	19.017	1:43.412	25	8.912	2:34.310	25	7.338	2:51.033
183	8 Laps	2:10.387	25	14.558	1:40.230	316	4 Laps	1:54.294	316	4 Laps	2:29.685	316	4 Laps	2:51.416
22	29.275	1:40.863	76	3 Laps	1:49.266	76	3 Laps	1:49.948	76	3 Laps	2:29.269	76	3 Laps	2:51.059
10	39.222	1:43.310	16	3 Laps	5:15.028 P	16	3 Laps	2:02.708	16	3 Laps	2:14.214	16	3 Laps	2:50.783
66	3 Laps	1:49.020	97	3 Laps	5:37.279 P	119	2 Laps	5:09.384 P	444	2 Laps	2:02.795	444	2 Laps	2:43.396
113	44.374	1:42.597	5	5 Laps	2:08.646	444	2 Laps	2:31.613	97	3 Laps	2:03.057	97	3 Laps	2:43.869
78	2 Laps	1:47.129	10	44.331	1:43.960	97	3 Laps	2:08.274	10	22.452	2:02.913	119	3 Laps	4:52.506
888	3 Laps	1:47.850	183	8 Laps	1:59.126	10	1:03.954	1:58.576	66	3 Laps	2:15.377	10	13.756	2:43.911
46	3 Laps	5:21.684 P	66	3 Laps	1:48.020	5	5 Laps	2:11.360	78	2 Laps	2:14.238	30	3 Laps	3:59.660
51	1:11.144	1:42.885	13	3 Laps	3:08.510 P	66	3 Laps	1:59.527	13	3 Laps	2:13.286	12	4 Laps	3:29.245
481	1 Lap	1:51.965	78	2 Laps	1:42.371	78	2 Laps	1:56.403	183	8 Laps	2:13.516	195	3 Laps	3:26.767
8	2 Laps	5:31.946 P	888	3 Laps	1:49.468	13	3 Laps	2:00.366	888	3 Laps	2:04.969	66	3 Laps	2:28.779
176	1:22.416	1:44.663	82	2 Laps	5:21.341 P	183	8 Laps	2:05.310	82	2 Laps	2:04.997	78	2 Laps	2:28.886
83	2 Laps	1:44.438	51	1:15.352	1:43.059	888	3 Laps	1:59.701	51	47.087	2:05.416	13	3 Laps	2:28.585
43	2 Laps	5:29.112 P	481	1 Lap	1:48.892	82	2 Laps	1:56.876	481	1 Lap	2:03.934	183	8 Laps	2:28.066
69	2 Laps	1:46.324	46	3 Laps	1:57.233	51	1:26.086	1:49.687	6	1 Lap	5:23.140 P	888	3 Laps	2:27.838
87	2 Laps	1:42.082	176	1:27.624	1:44.059	481	1 Lap	1:49.847	5	5 Laps	2:44.503 P	82	2 Laps	2:27.801
144	3 Laps	5:30.947 P	8	2 Laps	1:46.806	30	2 Laps	5:30.387 P	46	3 Laps	2:12.965	51	21.654	2:27.174
			83	2 Laps	1:43.441	46	3 Laps	2:08.234	176	1:25.574	2:12.329	481	1 Lap	2:21.562
			69	2 Laps	1:43.477	176	1:57.660	2:08.989	8	2 Laps	2:12.433	46	3 Laps	2:06.993
			87	2 Laps	1:43.236	8	2 Laps	2:07.412	83	2 Laps	2:11.868	176	39.657	2:06.690
						83	2 Laps	2:07.798	69	2 Laps	2:11.883	8	2 Laps	2:06.958
						69	2 Laps	2:07.059	87	2 Laps	2:12.088	83	2 Laps	2:06.946
						87	2 Laps	2:06.349				69	2 Laps	2:06.671
						12	3 Laps	8:10.791 P				87	2 Laps	2:06.509
						195	2 Laps	5:48.485 P						

TEGIWA Club Enduro Championship

RACE 12 - LAP CHART

LAP 26 @ 15:55:14.682		
NO	BEHIND	LAP TIME

90		2:15.394
1	2 Laps	2:14.672
43	3 Laps	2:14.941
55	1 Lap	2:14.125
169	4 Laps	2:13.626
144	4 Laps	2:13.382
316	4 Laps	2:14.156
76	3 Laps	2:13.785
16	3 Laps	2:14.078
444	2 Laps	2:13.278
97	3 Laps	2:13.522
119	3 Laps	2:13.115
30	3 Laps	2:11.910
12	4 Laps	2:11.570
195	3 Laps	2:12.905
66	3 Laps	2:12.406
78	2 Laps	2:11.864
13	3 Laps	2:11.575
183	8 Laps	2:14.246
888	3 Laps	2:13.641
82	2 Laps	2:13.056
481	1 Lap	2:14.919
6	2 Laps	4:21.977
5	6 Laps	4:33.189
46	3 Laps	2:11.516
8	2 Laps	2:10.154
83	2 Laps	2:10.023
69	2 Laps	2:09.844
87	2 Laps	2:09.665
1	1 Lap	1:38.237
43	2 Laps	1:45.551
169	3 Laps	1:52.016
444	1 Lap	1:48.332
78	1 Lap	1:43.338
12	3 Laps	1:45.641
13	2 Laps	1:47.344
144	3 Laps	1:57.548
30	2 Laps	1:50.572
76	2 Laps	1:55.179
119	2 Laps	1:52.839
316	3 Laps	1:57.253
16	2 Laps	1:55.922
66	2 Laps	1:50.718
82	1 Lap	1:46.197
6	1 Lap	1:42.505
195	2 Laps	1:51.737
888	2 Laps	1:49.148
183	7 Laps	1:54.669
8	1 Lap	1:42.679
83	1 Lap	1:42.787
69	1 Lap	1:44.075
87	1 Lap	1:44.466
55	2:24.727	2:23.026 P
46	2 Laps	1:57.230
5	5 Laps	2:10.250
1	3:15.669	1:37.163
97	2 Laps	3:07.204 P
25	3:29.151	5:37.207 P
43	1 Lap	1:45.784
78	3:39.388	1:41.972
10	3:41.941	5:43.579 P
12	2 Laps	1:45.114
444	3:42.905	1:45.886
13	1 Lap	1:42.424

6	3:45.929	1:40.867
169	2 Laps	1:52.914
30	1 Lap	1:46.846
82	3:50.166	1:45.367
119	1 Lap	1:50.822
144	2 Laps	1:52.290
76	1 Lap	1:51.682
66	1 Lap	1:50.418
195	1 Lap	1:49.928
888	1 Lap	1:49.488
16	1 Lap	1:52.767
316	2 Laps	1:56.066
8	4:00.665	1:42.617
83	4:01.363	1:43.023
69	4:03.766	1:43.790
87	4:04.870	1:44.328
183	6 Laps	1:52.339
176	4:10.171	5:45.908 P
51	4:19.142	6:12.882 P
46	1 Lap	1:56.069

LAP 27 @ 16:00:08.037		
NO	BEHIND	LAP TIME

1		1:37.686
25	18.043	1:42.247
90	21.684	5:15.039 P
43	1 Lap	1:46.632
78	27.110	1:41.077
444	34.752	1:45.202
6	34.955	1:42.381
12	2 Laps	1:46.718
13	1 Lap	1:45.577
10	36.947	1:48.361
82	41.164	1:44.353
30	1 Lap	1:46.573
119	1 Lap	1:47.141
169	2 Laps	1:52.992
76	1 Lap	1:49.247
888	1 Lap	1:47.505
195	1 Lap	1:50.170
83	53.226	1:45.218
8	54.054	1:46.744
16	1 Lap	1:50.461
87	55.043	1:43.528
316	2 Laps	1:52.771
69	59.791	1:49.380
144	2 Laps	2:01.757
183	6 Laps	1:52.283
51	1:11.973	1:46.186
176	1:12.910	1:56.094
481	1 Lap	5:46.662 P
46	1 Lap	1:54.182

LAP 28 @ 16:01:45.974		
NO	BEHIND	LAP TIME

1		1:37.937
25	19.451	1:39.345
90	29.692	1:45.945
78	30.239	1:41.066
43	1 Lap	1:46.504
6	35.675	1:38.657
444	40.453	1:43.638
13	1 Lap	1:44.227
12	2 Laps	1:44.643
10	43.226	1:44.216
82	46.446	1:43.219
30	1 Lap	1:46.714
119	1 Lap	1:45.663
76	1 Lap	1:46.634
83	1:00.945	1:45.656
8	1:02.249	1:46.132
87	1:02.502	1:45.396
888	1 Lap	1:50.684
169	2 Laps	1:54.030
195	1 Lap	1:50.616
69	1:06.595	1:44.741
16	1 Lap	1:50.381
55	1 Lap	5:19.290 P
316	2 Laps	1:51.604
144	2 Laps	1:48.843
183	6 Laps	1:49.991
51	1:16.514	1:42.478
176	1:24.400	1:49.427
481	1 Lap	1:55.608

LAP 29 @ 16:03:24.417		
NO	BEHIND	LAP TIME

1		1:38.443
46	2 Laps	1:54.201
25	19.958	1:38.950
90	31.173	1:39.924
78	31.746	1:39.950
6	35.723	1:38.491
43	1 Lap	1:46.543
444	42.767	1:40.757
13	1 Lap	1:42.258
12	2 Laps	1:42.695
10	48.520	1:43.737
82	49.616	1:41.613
30	1 Lap	1:45.845
119	1 Lap	1:44.881
83	1:05.898	1:43.396
76	1 Lap	1:45.685
87	1:07.291	1:43.232
8	1:07.735	1:43.929
888	1 Lap	1:46.567
69	1:15.271	1:47.119
195	1 Lap	1:50.071
169	2 Laps	1:51.390
16	1 Lap	1:48.947
51	1:24.552	1:46.481
144	2 Laps	1:50.189
316	2 Laps	1:52.206
183	6 Laps	1:50.876
55	1 Lap	1:58.895
176	1:35.537	1:49.580

TEGIWA Club Enduro Championship

RACE 12 - LAP CHART

LAP 30 @ 16:05:03.065			LAP 31 @ 16:06:41.826			LAP 32 @ 16:08:20.113			LAP 33 @ 16:09:58.922			LAP 34 @ 16:11:37.500		
NO	BEHIND	LAP TIME	NO	BEHIND	LAP TIME	NO	BEHIND	LAP TIME	NO	BEHIND	LAP TIME	NO	BEHIND	LAP TIME
1		1:38.648	1		1:38.761	1		1:38.287	1		1:38.809	1		1:38.578
481	2 Laps	1:47.254	183	7 Laps	1:49.007	169	3 Laps	1:48.926	51	1 Lap	1:43.628	69	1 Lap	1:45.222
25	20.378	1:39.068	316	3 Laps	1:52.755	144	3 Laps	1:46.202	888	2 Laps	1:48.557	51	1 Lap	1:43.052
46	2 Laps	1:52.522	55	2 Laps	1:51.068	183	7 Laps	1:49.508	195	2 Laps	1:47.032	76	2 Laps	1:48.820
90	31.868	1:39.343	176	1 Lap	1:49.174	316	3 Laps	1:50.328	16	2 Laps	1:48.905	888	2 Laps	1:46.673
78	32.746	1:39.648	481	2 Laps	1:47.621	176	1 Lap	1:47.912	169	3 Laps	1:49.994	195	2 Laps	1:47.313
6	34.956	1:37.881	25	21.621	1:40.004	55	2 Laps	1:52.144	144	3 Laps	1:48.526	16	2 Laps	1:49.108
444	44.629	1:40.510	90	31.925	1:38.818	481	2 Laps	1:47.694	25	26.912	1:42.731	144	3 Laps	1:47.731
43	1 Lap	1:46.637	78	32.802	1:38.817	25	22.990	1:39.656	176	1 Lap	1:48.950	169	3 Laps	1:51.255
12	2 Laps	1:42.424	6	33.877	1:37.682	90	33.217	1:39.579	316	3 Laps	1:52.677	25	27.988	1:39.654
13	1 Lap	1:43.718	46	2 Laps	1:52.938	6	33.853	1:38.263	481	2 Laps	1:49.105	6	34.332	1:38.927
10	53.224	1:43.352	444	46.736	1:40.868	78	34.540	1:40.025	6	33.983	1:38.939	183	8 Laps	3:41.485 P
82	53.496	1:42.528	12	2 Laps	1:41.842	13	2 Laps	3:08.159 P	55	2 Laps	1:53.294	176	1 Lap	1:48.058
30	1 Lap	1:45.358	82	57.760	1:43.025	46	2 Laps	1:51.939	90	35.438	1:41.030	78	38.238	1:41.062
119	1 Lap	1:44.206	43	1 Lap	1:46.508	444	49.163	1:40.714	78	35.754	1:40.023	90	38.888	1:42.028
83	1:09.704	1:42.454	10	59.277	1:44.814	12	2 Laps	1:41.562	13	2 Laps	1:45.173	316	3 Laps	1:51.222
87	1:11.360	1:42.717	30	1 Lap	1:46.069	82	1:01.105	1:41.632	444	50.609	1:40.255	481	2 Laps	1:50.512
8	1:12.610	1:43.523	119	1 Lap	1:44.454	10	1:05.506	1:44.516	12	2 Laps	1:42.781	55	2 Laps	1:48.994
76	1 Lap	1:48.299	83	1:13.804	1:42.861	43	1 Lap	1:46.806	46	2 Laps	1:53.417	13	2 Laps	1:42.405
888	1 Lap	1:47.168	87	1:14.714	1:42.115	87	1:19.005	1:42.578	82	1:04.448	1:42.152	444	53.622	1:41.591
69	1:20.782	1:44.159	8	1:15.693	1:41.844	83	1:19.981	1:44.464	10	1:10.625	1:43.928	12	2 Laps	1:42.313
195	1 Lap	1:47.602	76	1 Lap	1:46.344	30	1 Lap	1:46.578	43	1 Lap	1:44.859	82	1:07.476	1:41.606
16	1 Lap	1:48.843	69	1:27.000	1:44.979	8	1:21.118	1:43.712	87	1:22.352	1:42.156	10	1:17.168	1:45.121
51	1:28.476	1:42.572	888	1 Lap	1:48.088	119	1 Lap	1:46.783	83	1:23.103	1:41.931	46	2 Laps	1:53.420
169	2 Laps	1:50.444	51	1:34.028	1:44.313	69	1:32.799	1:44.086	8	1:23.354	1:41.045	43	1 Lap	1:45.316
144	2 Laps	1:48.218	195	1 Lap	1:48.280	76	1 Lap	1:48.933	119	1 Lap	1:43.645	87	1:25.927	1:42.153
			16	1 Lap	1:48.821				30	1 Lap	1:46.261	83	1:26.580	1:42.055
												119	1 Lap	1:43.552
												30	1 Lap	1:45.870

TEGIWA Club Enduro Championship

RACE 12 - LAP CHART

LAP 35 @ 16:13:15.997			LAP 36 @ 16:14:54.122			LAP 37 @ 16:16:32.664			LAP 38 @ 16:18:14.271		
NO	BEHIND	LAP TIME	NO	BEHIND	LAP TIME	NO	BEHIND	LAP TIME	NO	BEHIND	LAP TIME
1		1:38.497	1		1:38.125	1		1:38.542	1		1:41.607
69	1 Lap	1:44.729	30	2 Laps	1:47.494	119	2 Laps	1:47.789	87	1 Lap	1:44.534
51	1 Lap	1:43.290	69	1 Lap	1:45.076	46	3 Laps	1:54.464	83	1 Lap	1:47.312
76	2 Laps	1:47.158	51	1 Lap	1:43.187	30	2 Laps	1:46.987	43	2 Laps	1:49.052
888	2 Laps	1:47.752	76	2 Laps	1:47.218	69	1 Lap	1:44.288	119	2 Laps	1:46.189
195	2 Laps	1:48.438	888	2 Laps	1:47.308	51	1 Lap	1:44.444	30	2 Laps	1:49.798
16	2 Laps	1:49.848	195	2 Laps	1:47.886	76	2 Laps	1:47.593	69	1 Lap	1:49.972
25	31.655	1:42.164	25	33.746	1:40.216	25	35.986	1:40.782	51	1 Lap	1:49.810
144	3 Laps	1:48.717	6	38.758	1:40.387	888	2 Laps	1:47.745	46	3 Laps	1:58.511
6	36.496	1:40.661	16	2 Laps	1:49.776	6	38.241	1:38.025	25	34.952	1:40.573
169	3 Laps	1:52.758	78	42.976	1:40.533	195	2 Laps	1:48.492	6	37.189	1:40.555
78	40.568	1:40.827	90	43.636	1:40.091	78	44.565	1:40.131	76	2 Laps	1:47.873
90	41.670	1:41.279	144	3 Laps	1:50.287	16	2 Laps	1:52.196	888	2 Laps	1:46.832
176	1 Lap	1:48.121	169	3 Laps	1:53.430	176	1 Lap	1:49.365	78	45.990	1:43.032
183	8 Laps	1:54.491	176	1 Lap	1:47.277	169	3 Laps	1:53.129	195	2 Laps	1:49.110
481	2 Laps	1:48.790	481	2 Laps	1:48.019	444	1:12.015	1:45.949	16	2 Laps	1:51.512
316	3 Laps	1:51.840	183	8 Laps	1:50.862	481	2 Laps	1:48.269	176	1 Lap	1:47.161
55	2 Laps	1:48.419	444	1:04.608	1:44.232	55	2 Laps	1:46.415	444	1:14.636	1:44.228
444	58.501	1:43.376	55	2 Laps	1:49.298	183	8 Laps	1:51.338	55	2 Laps	1:46.405
13	2 Laps	1:47.536	316	3 Laps	1:55.021	12	2 Laps	1:43.066	169	3 Laps	1:52.566
12	2 Laps	1:42.495	13	2 Laps	1:47.712	82	1:17.671	1:42.826	82	1:20.304	1:44.240
82	1:10.745	1:41.766	12	2 Laps	1:41.924	13	2 Laps	1:49.955	481	2 Laps	1:48.871
10	1:26.278	1:47.607	82	1:13.387	1:40.767	316	3 Laps	1:53.627	13	2 Laps	1:44.591
43	1 Lap	1:46.737	10	1:32.777	1:44.624	90	1:38.707	2:33.613 P	183	8 Laps	1:51.314
87	1:31.647	1:44.217	43	1 Lap	1:46.440	10	1:38.707	1:44.472	10	1:42.336	1:45.236
83	1:32.998	1:44.915	87	1:36.471	1:42.949				316	3 Laps	2:12.648
46	2 Laps	1:56.451	83	1:37.469	1:42.596						
119	1 Lap	1:44.883									

TEGIWA Club Enduro Championship

RACE 12 - POSITION CHART

No	Name	Lap Pos																																		
			1	2	3	4	5	6	7	8	9	10	11	12	13	14	15	16	17	18	19	20	21	22	23	24	25	26	27	28	29	30	31	32		
1	PARKIN	1	1	1	1	1	1	1	1	1	1	1	1	1	1	444	444	444	444	444	90	90	90	90	90	90	90	90	1	1	1	1	1	1		
33	CLARKE / RITI	2	117	117	117	117	117	117	117	117	117	117	117	117	444	90	90	90	90	90	6	6	6	6	25	25	25	55	25	25	25	25	25	25		
23	BIALAN / MASON	3	23	23	444	444	444	444	444	444	444	444	444	90	6	6	6	6	6	25	25	25	25	10	10	10	1	90	90	90	90	90	90			
117	GADSBY / JONES	4	33	33	33	33	33	33	33	33	33	33	90	90	33	25	25	25	25	25	22	22	10	51	51	51	25	78	78	78	78	78	6			
25	BALL	5	444	444	90	90	90	90	90	90	90	90	33	33	6	78	78	22	22	22	10	10	51	176	176	176	78	444	6	6	6	6	78			
444	BLENOWE / NORMAN	6	25	25	25	25	25	25	25	25	25	25	69	69	69	69	6	25	10	22	78	10	10	113	113	176	55	55	55	10	6	444	444	444	444	
90	IRVING / HENDERSON	7	90	90	69	69	69	69	69	69	69	25	25	25	6	55	78	22	10	10	113	113	119	51	55	481	481	481	444	10	10	10	10	82	82	
69	HAMPSON / SCHULZ	8	69	69	6	6	6	6	6	6	6	6	6	25	25	10	113	113	113	119	119	51	176	481	6	1	1	6	82	82	82	82	10	10		
78	STOCKFORD / JAMES	9	6	6	10	10	10	10	10	10	10	55	55	55	55	78	22	119	119	119	82	82	176	55	1	1	444	444	82	83	83	83	83	83	87	
6	PARKIN / BRYCHTA	10	10	10	78	78	78	78	78	78	55	10	10	10	10	113	82	82	82	12	12	30	481	444	444	78	78	8	8	8	87	87	87	83		
10	FENWICK / SHEPHERD	11	78	78	113	113	113	113	113	78	78	78	78	78	22	119	13	12	12	8	51	195	1	78	78	82	82	83	87	87	8	8	8	8		
44	LIVESLEY	12	113	113	55	55	55	55	55	113	113	113	113	22	113	13	12	13	13	43	30	55	119	82	82	6	6	69	69	69	69	69	69			
113	RIVETT	13	119	44	119	119	119	119	119	119	119	119	22	113	119	82	43	8	8	51	176	481	444	8	8	8	8	87	51	51	51	51	51	51		
8	TIDMARSH / WEBSTER	14	44	119	176	176	176	176	176	13	13	22	119	119	13	12	8	43	43	30	195	1	78	83	83	83	83	176	176	176	176	176	176	176		
119	BALLESTEROS / TRUMAN	15	176	55	13	13	13	13	13	176	176	13	13	13	82	43	51	51	51	176	55	444	82	69	69	69	69	51	43	43	43	43	43	43		
18	MAUGER / FREEMAN	16	55	176	8	8	8	8	8	8	22	176	176	82	12	8	83	30	30	195	481	78	30	87	87	87	87	43	13	13	13	30	30	119		
55	SIMMERSON / STANTON	17	13	13	12	12	12	12	12	12	12	82	82	12	43	51	176	176	176	97	1	82	8	43	43	43	13	30	30	30	119	119	30			
176	LYNCH W / LYNCH F	18	8	8	51	51	51	51	51	51	51	12	12	43	176	83	30	195	195	16	78	8	83	76	76	13	13	30	119	119	119	76	76	76		
13	FAIZEY	19	12	12	82	82	82	82	82	82	82	51	51	176	8	176	195	97	97	55	8	83	69	16	16	30	30	119	76	76	76	888	888	888		
87	WOODWARD / PARTRIDGE	20	43	51	22	22	22	22	22	22	43	43	43	8	51	30	97	16	16	481	83	69	87	97	97	97	97	76	119	76	888	888	888	195	195	195
12	CRILLY	21	51	43	43	43	43	43	43	43	83	8	8	51	83	87	16	55	55	1	43	87	195	119	119	119	76	888	195	195	195	16	16	16		
51	PACKER	22	82	82	83	83	83	83	83	83	8	83	83	83	30	195	66	481	481	33	69	43	43	30	30	16	66	195	16	16	16	55	481	481		
82	WILLIAMS	23	83	83	30	30	30	30	30	30	30	30	30	30	87	97	76	46	46	78	87	76	76	195	195	66	195	16	55	55	55	481	55	55		
83	PUTTERGILL / BENSLIE	24	87	22	87	87	87	87	87	87	87	87	87	87	195	16	55	144	144	13	76	16	16	66	66	195	888	481	481	481	13	13	13			
30	L HUGGINS / N HUGGINS	25	7	87	195	195	195	195	195	195	195	195	195	97	66	481	1	1	69	16	97	97	13	13	888	16	46	46	46	46	46	12	12			
7	COX D / COX J	26	30	30	183	183	183	183	183	183	66	66	97	97	66	888	46	33	33	83	97	66	66	888	888	46	46	12	12	12	12	12	46	46		
195	DENNIS / MOOR	27	195	195	93	93	93	93	93	93	93	97	66	66	16	76	144	83	83	87	66	13	13	46	46	97	12	169	169	169	169	169	144	144		
97	CONNELL / WILKINSON	28	22	183	97	97	97	97	97	97	97	16	16	16	888	55	1	69	69	76	13	888	888	169	169	12	169	316	144	144	144	144	169	169		
43	CHEETHAM / SCHOFIELD	29	93	93	66	66	66	66	66	66	183	888	888	888	76	481	33	76	87	66	888	46	46	144	12	169	316	144	316	316	316	316	316	316		
62	DENDY-SADLER / GAY	30	183	97	16	16	16	16	16	16	16	183	183	76	481	46	69	87	76	888	46	12	169	316	144	144	144	183	183	183	183	183	183	183		
93	HAYES	31	97	66	888	888	888	888	888	888	888	76	76	481	46	169	87	66	66	46	169	169	144	12	316	316	183									
183	COOK S / COOK E	32	66	16	481	481	481	481	481	481	76	481	481	46	169	144	888	888	888	144	144	144	316	183	183	183										
888	PRICE	33	16	888	76	76	76	76	76	76	481	46	169	169	144	69	169	169	169	169	316	316	12													
481	CHRISTIE	34	888	481	316	316	316	169	169	169	46	169	46	144	316	316	316	316	316	5	5	5														
16	PEERLESS / STENNIN	35	481	76	169	169	169	46	46	46	169	144	144	316	5	5	5	5	5	5	5	183	183	183												
66	SUBBIANI	36	76	316	46	46	46	144	144	144	144	316	316	5	69	183	183	183	183																	
316	MAIRS / REID	37	316	169	144	144	144	5	5	5	316	5	5	23	183																					
76	DOWNIE	38	169	46	5	5	5	316	316	316	5	5	23	23	183																					
46	DOUGILL / HILL	39	46	144	23	23	23	23	23	23																										
169	SIMMONITE / MANSELL	40	144	5																																
5	GIBSON / RIGG	41	5																																	
144	LONGDON RI / LONGDON	42																																		
22	BROWES P / BROWES	43																																		

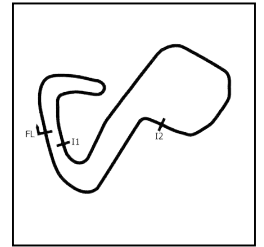
TEGIWA Club Enduro Championship

RACE 12 - POSITION CHART

No	Name	Lap Pos	Lap					
			33	34	35	36	37	38
1	PARKIN	1	1	1	1	1	1	1
33	CLARKE / RITI	2	25	25	25	25	25	25
23	BIALAN / MASON	3	6	6	6	6	6	6
117	GADSBY / JONES	4	90	78	78	78	78	78
25	BALL	5	78	90	90	90	444	444
444	BLENCOWE / NORMAN	6	444	444	444	444	82	82
90	IRVING / HENDERSON	7	82	82	82	82	90	10
69	HAMPSON / SCHULZ	8	10	10	10	10	10	10
78	STOCKFORD / JAMES	9	87	87	87	87	87	87
6	PARKIN / BRYCHTA	10	83	83	83	83	83	83
10	FENWICK / SHEPHERD	11	8	69	69	69	69	69
44	LIVESLEY	12	69	51	51	51	51	51
113	RIVETT	13	51	176	176	176	176	176
8	TIDMARSH / WEBSTER	14	176	43	43	43		
119	BALLESTEROS / TRUMBULL	15	43	119	119	119		
18	MAUGER / FREEMAN	16	119	30	30	30		
55	SIMMERSON / STANTON	17	30	76	76	76		
176	LYNCH W / LYNCH F	18	76	888	888	888		
13	FAIZEY	19	888	195	195	195		
87	WOODWARD / PARTRIDGE	20	195	16	16	16		
12	CRILLY	21	16	481	481	55		
51	PACKER	22	481	55	55	481		
82	WILLIAMS	23	55	13	12	13		
83	PUTTERGILL / BENSLIE	24	13	12	13			
30	L HUGGINS / N HUGGINS	25	12	46	46			
7	COX D / COX J	26	46	169	169			
195	DENNIS / MOOR	27	144	316	316			
97	CONNELL / WILKINSON	28	169					
43	CHEETHAM / SCHOFIELD	29	316					
62	DENDY-SADLER / GAY	30						
93	HAYES	31						
183	COOK S / COOK E	32						
888	PRICE	33						
481	CHRISTIE	34						
16	PEERLESS / STENNIN	35						
66	SUBBIANI	36						
316	MAIRS / REID	37						
76	DOWNIE	38						
46	DOUGILL / HILL	39						
169	SIMMONITE / MANSELL	40						
5	GIBSON / RIGG	41						
144	LONGDON RI / LONGDON	42						
22	BROWES P / BROWES	43						

TEGIWA Club Enduro Championship

RACE 12 - SECTOR ANALYSIS

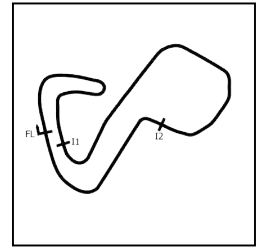


SECTOR 1 = FL to I1, SECTOR 2 = I1 to I2, SECTOR 3 = I2 to FL, DIFF = Difference To Personal Best Lap, P = Crossed Finish Line in Pit Lane, D = Time Disallowed

P1 1 A		Scott PARKIN		Audi TT TDI			
IDEAL LAP TIME :		BEST LAP TIME : 1:37.163		DIFFERENCE :			
LAP	SECTOR 1	SECTOR 2	SECTOR 3	LAP TIME	MPH	DIFF	TIME OF DAY
1 -				1:41.733	86.10	4.570	15:03:26.408
2 -	31.040			1:37.988	89.39	0.825	15:05:04.396
3 -	30.473			1:45.129	83.32	7.966	15:06:49.525
4 -	48.202			3:13.324	45.31	1:36.161	15:10:02.849
5 -	54.646			3:28.786	41.95	1:51.623	15:13:31.635
6 -	59.062			3:26.602	42.39	1:49.439	15:16:58.237
7 -	49.694			2:55.993	49.77	1:18.830	15:19:54.230
8 -	50.002			2:35.940	56.17	58.777	15:22:30.170
9 -	32.358			1:40.883	86.83	3.720	15:24:11.053
10 -	30.733			1:38.076	89.31	0.913	15:25:49.129
11 -	30.533			1:37.760	89.60	0.597	15:27:26.889
12 -	30.646			1:38.087	89.30	0.924	15:29:04.976
13 -	30.583			1:38.215	89.19	1.052	15:30:43.191
14 -	31.042			1:38.748	88.70	1.585	15:32:21.939
15 -	31.365		IN PIT	5:08.362	P 28.40	3:31.199	15:37:30.301
16 -	OUTLAP			1:41.503	86.30	4.340	15:39:11.804
17 -	30.847			1:37.436	(2) 89.90	0.273	15:40:49.240
18 -	30.715			1:37.748	89.61	0.585	15:42:26.988
19 -	30.995			1:39.703	87.85	2.540	15:44:06.691
20 -	30.772			1:37.588	(3) 89.76	0.425	15:45:44.279
21 -	30.833			1:38.592	88.84	1.429	15:47:22.871
22 -	36.825			2:45.317	52.98	1:08.154	15:50:08.188
23 -	50.449			2:52.091	50.90	1:14.928	15:53:00.279
24 -	44.466			2:14.672	65.04	37.509	15:55:14.951
25 -	31.055			1:38.237	89.17	1.074	15:56:53.188
26 -	30.474			1:37.163	(1) 90.15		15:58:30.351
27 -	30.594			1:37.686	89.67	0.523	16:00:08.037
28 -	30.875			1:37.937	89.44	0.774	16:01:45.974
29 -	30.739			1:38.443	88.98	1.280	16:03:24.417
30 -	31.115			1:38.648	88.79	1.485	16:05:03.065
31 -	31.042			1:38.761	88.69	1.598	16:06:41.826
32 -	30.985			1:38.287	89.12	1.124	16:08:20.113
33 -	31.087			1:38.809	88.65	1.646	16:09:58.922
34 -	30.944			1:38.578	88.86	1.415	16:11:37.500
35 -	30.684			1:38.497	88.93	1.334	16:13:15.997
36 -	30.946			1:38.125	89.27	0.962	16:14:54.122
37 -	31.163			1:38.542	88.89	1.379	16:16:32.664
38 -	31.917			1:41.607	86.21	4.444	16:18:14.271

TEGIWA Club Enduro Championship

RACE 12 - SECTOR ANALYSIS

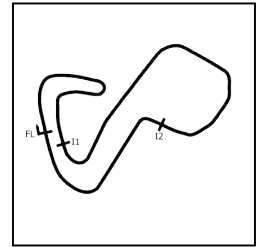


SECTOR 1 = FL to I1, SECTOR 2 = I1 to I2, SECTOR 3 = I2 to FL, DIFF = Difference To Personal Best Lap, P = Crossed Finish Line in Pit Lane, D = Time Disallowed

P2 6 A		PARKIN / BRYCHTA		Audi TT TDI			
IDEAL LAP TIME : 1:38.122		BEST LAP TIME : 1:37.682		DIFFERENCE : -0.440			
LAP	SECTOR 1	SECTOR 2	SECTOR 3	LAP TIME	MPH	DIFF	TIME OF DAY
1 -				1:46.527	82.23	8.845	15:03:31.202
2 -	31.420			1:40.553	87.11	2.871	15:05:11.755
3 -	31.573			1:47.810	81.25	10.128	15:06:59.565
4 -	44.136			3:10.956	45.87	1:33.274	15:10:10.521
5 -	57.978			3:29.631	41.78	1:51.949	15:13:40.152
6 -	59.234			3:25.130	42.70	1:47.448	15:17:05.282
7 -	51.485			2:55.913	49.79	1:18.231	15:20:01.195
8 -	51.055			2:31.492	57.82	53.810	15:22:32.687
9 -	32.415			1:41.935	85.93	4.253	15:24:14.622
10 -	31.407			1:40.390	87.25	2.708	15:25:55.012
11 -	31.191			1:40.407	87.24	2.725	15:27:35.419
12 -	31.383			1:39.959	87.63	2.277	15:29:15.378
13 -	32.387			1:40.225	87.40	2.543	15:30:55.603
14 -	31.455			1:40.116	87.49	2.434	15:32:35.719
15 -	31.565			1:42.203	85.71	4.521	15:34:17.922
16 -	31.295			1:39.779	87.79	2.097	15:35:57.701
17 -	31.151	43.808	23.370	1:38.329	89.08	0.647	15:37:36.030
18 -	31.490			1:38.419	89.00	0.737	15:39:14.449
19 -	31.029			1:38.276	89.13	0.594	15:40:52.725
20 -	31.323			1:40.044	87.55	2.362	15:42:32.769
21 -	31.682			1:39.635	87.91	1.953	15:44:12.404
22 -	31.980			1:39.718	87.84	2.036	15:45:52.122
23 -	31.449		IN PIT	5:23.140 P	27.10	3:45.458	15:51:15.262
24 -	OUTLAP			4:21.977	33.43	2:44.295	15:55:37.239
25 -	31.616	45.211	25.678	1:42.505	85.45	4.823	15:57:19.744
26 -	32.991			1:40.867	86.84	3.185	15:59:00.611
27 -	32.136			1:42.381	85.56	4.699	16:00:42.992
28 -	31.338			1:38.657	88.79	0.975	16:02:21.649
29 -	31.271			1:38.491	88.94	0.809	16:04:00.140
30 -	30.944			1:37.881 (2)	89.49	0.199	16:05:38.021
31 -	30.954			1:37.682 (1)	89.67		16:07:15.703
32 -	30.964			1:38.263	89.14	0.581	16:08:53.966
33 -	30.957			1:38.939	88.53	1.257	16:10:32.905
34 -	31.337			1:38.927	88.54	1.245	16:12:11.832
35 -	31.203			1:40.661	87.02	2.979	16:13:52.493
36 -	31.133			1:40.387	87.26	2.705	16:15:32.880
37 -	31.150			1:38.025 (3)	89.36	0.343	16:17:10.905
38 -	31.084			1:40.555	87.11	2.873	16:18:51.460

TEGIWA Club Enduro Championship

RACE 12 - SECTOR ANALYSIS

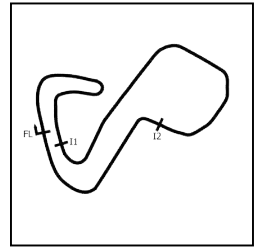


SECTOR 1 = FL to I1, SECTOR 2 = I1 to I2, SECTOR 3 = I2 to FL, DIFF = Difference To Personal Best Lap, P = Crossed Finish Line in Pit Lane, D = Time Disallowed

P3 25 A		Darren BALL		Seat Leon TCR			
IDEAL LAP TIME : 1:40.089		BEST LAP TIME : 1:38.950		DIFFERENCE : -1.139			
LAP	SECTOR 1	SECTOR 2	SECTOR 3	LAP TIME	MPH	DIFF	TIME OF DAY
1 -				1:44.789	83.59	5.839	15:03:29.464
2 -	31.477			1:41.242	86.52	2.292	15:05:10.706
3 -	31.494			1:45.103	83.34	6.153	15:06:55.809
4 -	46.080			3:12.306	45.55	1:33.356	15:10:08.115
5 -	56.691			3:29.914	41.73	1:50.964	15:13:38.029
6 -	58.324			3:25.456	42.63	1:46.506	15:17:03.485
7 -	51.312			2:56.105	49.74	1:17.155	15:19:59.590
8 -	50.125			2:32.592	57.40	53.642	15:22:32.182
9 -	32.107			1:41.934	85.93	2.984	15:24:14.116
10 -	31.641			1:40.692	86.99	1.742	15:25:54.808
11 -	31.077			1:40.206	87.41	1.256	15:27:35.014
12 -	31.627			1:41.521	86.28	2.571	15:29:16.535
13 -	32.387			1:42.276	85.64	3.326	15:30:58.811
14 -	31.695			1:40.460	87.19	1.510	15:32:39.271
15 -	31.470			1:40.164	87.45	1.214	15:34:19.435
16 -	31.237			1:39.605	87.94	0.655	15:35:59.040
17 -	31.275			1:39.204	88.30	0.254	15:37:38.244
18 -	31.297			1:39.075 (3)	88.41	0.125	15:39:17.319
19 -	31.792	45.087	23.925	1:40.804	86.89	1.854	15:40:58.123
20 -	31.371			1:39.771	87.79	0.821	15:42:37.894
21 -	31.339			1:39.747	87.82	0.797	15:44:17.641
22 -	31.991			1:40.230	87.39	1.280	15:45:57.871
23 -	31.471			1:43.412	84.70	4.462	15:47:41.283
24 -	42.673			2:34.310	56.76	55.360	15:50:15.593
25 -	51.182			2:51.033	51.21	1:12.083	15:53:06.626
26 -	46.788		IN PIT	5:37.207 P	25.97	3:58.257	15:58:43.833
27 -	OUTLAP			1:42.247	85.67	3.297	16:00:26.080
28 -	31.255			1:39.345	88.17	0.395	16:02:05.425
29 -	31.157			1:38.950 (1)	88.52		16:03:44.375
30 -	31.172			1:39.068 (2)	88.42	0.118	16:05:23.443
31 -	31.615			1:40.004	87.59	1.054	16:07:03.447
32 -	31.204			1:39.656	87.90	0.706	16:08:43.103
33 -	31.882			1:42.731	85.26	3.781	16:10:25.834
34 -	31.178			1:39.654	87.90	0.704	16:12:05.488
35 -	31.285			1:42.164	85.74	3.214	16:13:47.652
36 -	31.199			1:40.216	87.40	1.266	16:15:27.868
37 -	31.661			1:40.782	86.91	1.832	16:17:08.650
38 -	31.252			1:40.573	87.09	1.623	16:18:49.223

TEGIWA Club Enduro Championship

RACE 12 - SECTOR ANALYSIS

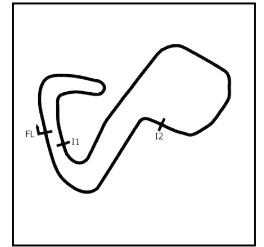


SECTOR 1 = FL to I1, SECTOR 2 = I1 to I2, SECTOR 3 = I2 to FL, DIFF = Difference To Personal Best Lap, P = Crossed Finish Line in Pit Lane, D = Time Disallowed

P4 78 A		STOCKFORD / JAMES		Audi RS3 LMS			
IDEAL LAP TIME : 1:38.922		BEST LAP TIME : 1:38.817		DIFFERENCE : -0.105			
LAP	SECTOR 1	SECTOR 2	SECTOR 3	LAP TIME	MPH	DIFF	TIME OF DAY
1 -		46.586	24.349	1:50.346	79.38	11.529	15:03:35.021
2 -	31.842	45.595	24.282	1:41.719	86.11	2.902	15:05:16.740
3 -	32.112			1:56.135	75.42	17.318	15:07:12.875
4 -	36.864			3:00.269	48.59	1:21.452	15:10:13.144
5 -	57.065			3:28.935	41.92	1:50.118	15:13:42.079
6 -	59.361			3:25.718	42.58	1:46.901	15:17:07.797
7 -	50.940	1:17.568	46.661	2:55.169	50.00	1:16.352	15:20:02.966
8 -	51.301	1:08.404	30.588	2:30.293	58.28	51.476	15:22:33.259
9 -	33.780	45.510	24.286	1:43.576	84.57	4.759	15:24:16.835
10 -	32.282			1:41.139	86.61	2.322	15:25:57.974
11 -	32.125	44.350	24.254	1:40.729	86.96	1.912	15:27:38.703
12 -	32.257			1:42.104	85.79	3.287	15:29:20.807
13 -	31.304			1:40.547	87.12	1.730	15:31:01.354
14 -	32.343	45.856	24.225	1:42.424	85.52	3.607	15:32:43.778
15 -	31.877	44.722	24.447	1:41.046	86.69	2.229	15:34:24.824
16 -	32.001	46.494	24.346	1:42.841	85.17	4.024	15:36:07.665
17 -	31.962			1:44.595	83.75	5.778	15:37:52.260
18 -	31.805	45.077	IN PIT	5:15.609 P	27.75	3:36.792	15:43:07.869
19 -	OUTLAP			1:47.129	81.76	8.312	15:44:54.998
20 -	32.302			1:42.371	85.56	3.554	15:46:37.369
21 -	32.186	51.969	32.248	1:56.403	75.25	17.586	15:48:33.772
22 -	43.082	1:00.335	30.821	2:14.238	65.25	35.421	15:50:48.010
23 -	35.585			2:28.886	58.83	50.069	15:53:16.896
24 -	46.948			2:11.864	66.43	33.047	15:55:28.760
25 -	31.997	47.221	24.120	1:43.338	84.76	4.521	15:57:12.098
26 -	32.369			1:41.972	85.90	3.155	15:58:54.070
27 -	32.183	45.504	23.390	1:41.077	86.66	2.260	16:00:35.147
28 -	31.921	45.003	24.142	1:41.066	86.67	2.249	16:02:16.213
29 -	31.629	44.596	23.725	1:39.950 (3)	87.64	1.133	16:03:56.163
30 -	31.459	44.698	23.491	1:39.648 (2)	87.90	0.831	16:05:35.811
31 -	31.264			1:38.817 (1)	88.64		16:07:14.628
32 -	31.498	45.219	23.308	1:40.025	87.57	1.208	16:08:54.653
33 -	31.266			1:40.023	87.57	1.206	16:10:34.676
34 -	31.953			1:41.062	86.67	2.245	16:12:15.738
35 -	31.890			1:40.827	86.87	2.010	16:13:56.565
36 -	31.804			1:40.533	87.13	1.716	16:15:37.098
37 -	31.688			1:40.131	87.48	1.314	16:17:17.229
38 -	32.021			1:43.032	85.02	4.215	16:19:00.261

TEGIWA Club Enduro Championship

RACE 12 - SECTOR ANALYSIS

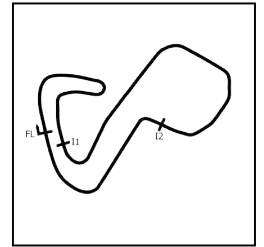


SECTOR 1 = FL to I1, SECTOR 2 = I1 to I2, SECTOR 3 = I2 to FL, DIFF = Difference To Personal Best Lap, P = Crossed Finish Line in Pit Lane, D = Time Disallowed

P5 444 A		BLENCOWE / NORMAN		SEAT Cupra TCR			
IDEAL LAP TIME : 1:39.369		BEST LAP TIME : 1:37.511		DIFFERENCE : -1.858			
LAP	SECTOR 1	SECTOR 2	SECTOR 3	LAP TIME	MPH	DIFF	TIME OF DAY
1 -				1:44.308	83.98	6.797	15:03:28.983
2 -	31.450			1:40.669	87.01	3.158	15:05:09.652
3 -	31.500			1:42.298	85.63	4.787	15:06:51.950
4 -	47.524			3:13.126	45.35	1:35.615	15:10:05.076
5 -	54.986			3:28.899	41.93	1:51.388	15:13:33.975
6 -	58.691			3:26.823	42.35	1:49.312	15:17:00.798
7 -	49.630			2:55.426	49.93	1:17.915	15:19:56.224
8 -	50.300			2:34.600	56.66	57.089	15:22:30.824
9 -	32.119			1:40.990	86.73	3.479	15:24:11.814
10 -	31.458			1:38.722	88.73	1.211	15:25:50.536
11 -	30.971			1:38.147 (3)	89.25	0.636	15:27:28.683
12 -	31.711			1:38.641	88.80	1.130	15:29:07.324
13 -	30.917			1:38.348	89.06	0.837	15:30:45.672
14 -	31.393	45.187	23.351	1:39.931	87.65	2.420	15:32:25.603
15 -	30.921			1:38.465	88.96	0.954	15:34:04.068
16 -	30.965			1:38.949	88.52	1.438	15:35:43.017
17 -	30.831			1:37.511 (1)	89.83		15:37:20.528
18 -	31.017			1:38.035 (2)	89.35	0.524	15:38:58.563
19 -	31.278			1:38.479	88.95	0.968	15:40:37.042
20 -	31.432		IN PIT	5:15.245 P	27.78	3:37.734	15:45:52.287
21 -	OUTLAP			2:31.613	57.77	54.102	15:48:23.900
22 -	39.007	55.800	27.988	2:02.795	71.33	25.284	15:50:26.695
23 -	45.270			2:43.396	53.61	1:05.885	15:53:10.091
24 -	47.072			2:13.278	65.72	35.767	15:55:23.369
25 -	34.511			1:48.332	80.86	10.821	15:57:11.701
26 -	33.662			1:45.886	82.72	8.375	15:58:57.587
27 -	32.850			1:45.202	83.26	7.691	16:00:42.789
28 -	32.380			1:43.638	84.52	6.127	16:02:26.427
29 -	31.569			1:40.757	86.94	3.246	16:04:07.184
30 -	31.553			1:40.510	87.15	2.999	16:05:47.694
31 -	31.786			1:40.868	86.84	3.357	16:07:28.562
32 -	31.762			1:40.714	86.97	3.203	16:09:09.276
33 -	31.905			1:40.255	87.37	2.744	16:10:49.531
34 -	31.421			1:41.591	86.22	4.080	16:12:31.122
35 -	32.221	47.160	23.995	1:43.376	84.73	5.865	16:14:14.498
36 -	32.026	48.118	24.088	1:44.232	84.04	6.721	16:15:58.730
37 -	32.383	48.077	25.489	1:45.949	82.67	8.438	16:17:44.679
38 -	31.687			1:44.228	84.04	6.717	16:19:28.907

TEGIWA Club Enduro Championship

RACE 12 - SECTOR ANALYSIS

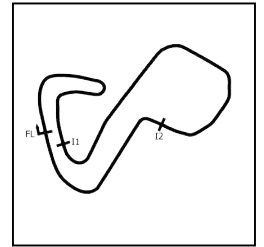


SECTOR 1 = FL to I1, SECTOR 2 = I1 to I2, SECTOR 3 = I2 to FL, DIFF = Difference To Personal Best Lap, P = Crossed Finish Line in Pit Lane, D = Time Disallowed

P6 82 A Ben WILLIAMS		SEAT Leon TCR					
IDEAL LAP TIME : 1:40.269		BEST LAP TIME : 1:40.767		DIFFERENCE : 0.498			
LAP	SECTOR 1	SECTOR 2	SECTOR 3	LAP TIME	MPH	DIFF	TIME OF DAY
1 -				1:57.093	74.81	16.326	15:03:41.768
2 -	32.258			1:44.600	83.74	3.833	15:05:26.368
3 -	32.614	47.545	37.596	1:57.755	74.39	16.988	15:07:24.123
4 -	39.359			2:58.200	49.15	1:17.433	15:10:22.323
5 -	57.598			3:30.044	41.70	1:49.277	15:13:52.367
6 -	1:00.804			3:23.448	43.05	1:42.681	15:17:15.815
7 -	53.649	1:15.995	47.832	2:57.476	49.35	1:16.709	15:20:13.291
8 -	52.412	1:05.628	29.392	2:27.432	59.41	46.665	15:22:40.723
9 -	32.708			1:43.599	84.55	2.832	15:24:24.322
10 -	32.048			1:43.307	84.79	2.540	15:26:07.629
11 -	33.063			1:43.789	84.40	3.022	15:27:51.418
12 -	32.268	46.738	24.535	1:43.541	84.60	2.774	15:29:34.959
13 -	32.167	45.726	24.296	1:42.189	85.72	1.422	15:31:17.148
14 -	32.218	45.786	24.103	1:42.107	85.79	1.340	15:32:59.255
15 -	32.019	45.933	24.429	1:42.381	85.56	1.614	15:34:41.636
16 -	31.961	45.238	23.974	1:41.173 (2)	86.58	0.406	15:36:22.809
17 -	31.869	46.885	24.197	1:42.951	85.08	2.184	15:38:05.760
18 -	32.124	45.210	24.122	1:41.456 (3)	86.34	0.689	15:39:47.216
19 -	32.127	45.804	24.066	1:41.997	85.88	1.230	15:41:29.213
20 -	31.654	45.390	IN PIT	5:21.341 P	27.26	3:40.574	15:46:50.554
21 -	OUTLAP	52.900	28.103	1:56.876	74.94	16.109	15:48:47.430
22 -	38.508	57.631	28.858	2:04.997	70.08	24.230	15:50:52.427
23 -	37.936	1:08.067	41.798	2:27.801	59.26	47.034	15:53:20.228
24 -	47.521			2:13.056	65.83	32.289	15:55:33.284
25 -	32.370			1:46.197	82.48	5.430	15:57:19.481
26 -	34.210	46.880	24.277	1:45.367	83.13	4.600	15:59:04.848
27 -	33.334			1:44.353	83.94	3.586	16:00:49.201
28 -	32.947	46.047	24.225	1:43.219	84.86	2.452	16:02:32.420
29 -	32.326	45.287	24.000	1:41.613	86.20	0.846	16:04:14.033
30 -	32.015	46.275	24.238	1:42.528	85.43	1.761	16:05:56.561
31 -	32.377	46.145	24.503	1:43.025	85.02	2.258	16:07:39.586
32 -	32.004	45.458	24.170	1:41.632	86.19	0.865	16:09:21.218
33 -	32.611	45.646	23.895	1:42.152	85.75	1.385	16:11:03.370
34 -	32.169	45.248	24.189	1:41.606	86.21	0.839	16:12:44.976
35 -	32.066	45.536	24.164	1:41.766	86.07	0.999	16:14:26.742
36 -	32.152	44.810	23.805	1:40.767 (1)	86.93		16:16:07.509
37 -	32.190	46.403	24.233	1:42.826	85.19	2.059	16:17:50.335
38 -	32.726			1:44.240	84.03	3.473	16:19:34.575

TEGIWA Club Enduro Championship

RACE 12 - SECTOR ANALYSIS

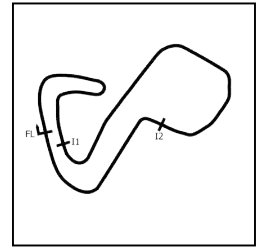


SECTOR 1 = FL to I1, SECTOR 2 = I1 to I2, SECTOR 3 = I2 to FL, DIFF = Difference To Personal Best Lap, P = Crossed Finish Line in Pit Lane, D = Time Disallowed

P7 10 A FENWICK / SHEPHERD		BMW M2 CS					
IDEAL LAP TIME : 1:40.665		BEST LAP TIME : 1:41.111		DIFFERENCE : 0.446			
LAP	SECTOR 1	SECTOR 2	SECTOR 3	LAP TIME	MPH	DIFF	TIME OF DAY
1 -				1:49.614	79.91	8.503	15:03:34.289
2 -	31.977	45.745	24.068	1:41.790	86.05	0.679	15:05:16.079
3 -	32.066			1:56.115	75.44	15.004	15:07:12.194
4 -	36.745			3:00.053	48.65	1:18.942	15:10:12.247
5 -	57.080			3:28.950	41.92	1:47.839	15:13:41.197
6 -	59.002			3:25.484	42.63	1:44.373	15:17:06.681
7 -	50.930			2:55.474	49.92	1:14.363	15:20:02.155
8 -	51.273			2:30.854	58.06	49.743	15:22:33.009
9 -	33.508			1:42.870	85.15	1.759	15:24:15.879
10 -	32.038	45.005	24.068	1:41.111 (1)	86.63		15:25:56.990
11 -	31.592	45.413	24.126	1:41.131 (2)	86.61	0.020	15:27:38.121
12 -	32.492	45.511	24.552	1:42.555	85.41	1.444	15:29:20.676
13 -	32.504	45.816	24.345	1:42.665	85.32	1.554	15:31:03.341
14 -	32.824	45.841	24.304	1:42.969	85.07	1.858	15:32:46.310
15 -	31.954	45.331	24.640	1:41.925	85.94	0.814	15:34:28.235
16 -	32.856	46.085	24.322	1:43.263	84.83	2.152	15:36:11.498
17 -	31.929	46.520	24.403	1:42.852	85.16	1.741	15:37:54.350
18 -	31.704	45.160	24.310	1:41.174 (3)	86.58	0.063	15:39:35.524
19 -	31.836			1:42.731	85.26	1.620	15:41:18.255
20 -	32.351	45.488	24.280	1:42.119	85.78	1.008	15:43:00.374
21 -	32.524			1:43.310	84.79	2.199	15:44:43.684
22 -	32.718	46.354	24.888	1:43.960	84.26	2.849	15:46:27.644
23 -	32.459			1:58.576	73.87	17.465	15:48:26.220
24 -	39.935			2:02.913	71.26	21.802	15:50:29.133
25 -	45.614			2:43.911	53.44	1:02.800	15:53:13.044
26 -	46.804		IN PIT	5:43.579 P	25.49	4:02.468	15:58:56.623
27 -	OUTLAP			1:48.361	80.83	7.250	16:00:44.984
28 -	32.783			1:44.216	84.05	3.105	16:02:29.200
29 -	32.682			1:43.737	84.44	2.626	16:04:12.937
30 -	32.445			1:43.352	84.75	2.241	16:05:56.289
31 -	33.458			1:44.814	83.57	3.703	16:07:41.103
32 -	32.592			1:44.516	83.81	3.405	16:09:25.619
33 -	32.217			1:43.928	84.28	2.817	16:11:09.547
34 -	32.640			1:45.121	83.33	4.010	16:12:54.668
35 -	32.873			1:47.607	81.40	6.496	16:14:42.275
36 -	32.835			1:44.624	83.72	3.513	16:16:26.899
37 -	32.883			1:44.472	83.84	3.361	16:18:11.371
38 -	32.529			1:45.236	83.23	4.125	16:19:56.607

TEGIWA Club Enduro Championship

RACE 12 - SECTOR ANALYSIS

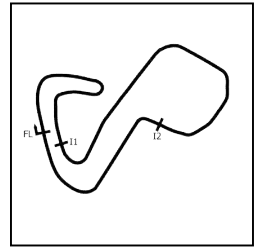


SECTOR 1 = FL to I1, SECTOR 2 = I1 to I2, SECTOR 3 = I2 to FL, DIFF = Difference To Personal Best Lap, P = Crossed Finish Line in Pit Lane, D = Time Disallowed

P8 90 A IRVING / HENDERSON		Mazda MX5					
IDEAL LAP TIME :		BEST LAP TIME : 1:38.389		DIFFERENCE :			
LAP	SECTOR 1	SECTOR 2	SECTOR 3	LAP TIME	MPH	DIFF	TIME OF DAY
1 -	OUTLAP			1:45.158	83.30	6.769	15:03:29.833
2 -	31.250			1:40.915	86.80	2.526	15:05:10.748
3 -	30.931			1:43.971	84.25	5.582	15:06:54.719
4 -	46.484			3:12.385	45.53	1:33.996	15:10:07.104
5 -	56.394			3:29.875	41.73	1:51.486	15:13:36.979
6 -	57.890			3:25.909	42.54	1:47.520	15:17:02.888
7 -	50.260			2:55.720	49.85	1:17.331	15:19:58.608
8 -	50.090			2:32.721	57.35	54.332	15:22:31.329
9 -	32.380			1:41.644	86.18	3.255	15:24:12.973
10 -	31.359			1:40.512	87.15	2.123	15:25:53.485
11 -	31.493			1:40.504	87.15	2.115	15:27:33.989
12 -	31.296			1:39.540	88.00	1.151	15:29:13.529
13 -	31.098			1:39.634	87.92	1.245	15:30:53.163
14 -	31.141			1:39.189	88.31	0.800	15:32:32.352
15 -	30.814			1:38.389 (1)	89.03		15:34:10.741
16 -	30.871			1:39.334	88.18	0.945	15:35:50.075
17 -	31.448			1:38.423 (2)	89.00	0.034	15:37:28.498
18 -	30.968			1:38.688	88.76	0.299	15:39:07.186
19 -	30.914			1:38.616	88.82	0.227	15:40:45.802
20 -	30.835			1:38.502 (3)	88.93	0.113	15:42:24.304
21 -	30.931			1:40.158	87.46	1.769	15:44:04.462
22 -	30.805			1:38.851	88.61	0.462	15:45:43.313
23 -	31.396			1:38.953	88.52	0.564	15:47:22.266
24 -	35.312			2:44.415	53.27	1:06.026	15:50:06.681
25 -	50.893			2:52.607	50.75	1:14.218	15:52:59.288
26 -	44.106			2:15.394	64.69	37.005	15:55:14.682
27 -	30.948		IN PIT	5:15.039	P 27.80	3:36.650	16:00:29.721
28 -	OUTLAP			1:45.945	82.68	7.556	16:02:15.666
29 -	31.145			1:39.924	87.66	1.535	16:03:55.590
30 -	31.097			1:39.343	88.17	0.954	16:05:34.933
31 -	30.946			1:38.818	88.64	0.429	16:07:13.751
32 -	31.436			1:39.579	87.96	1.190	16:08:53.330
33 -	31.103			1:41.030	86.70	2.641	16:10:34.360
34 -	32.078			1:42.028	85.85	3.639	16:12:16.388
35 -	31.864			1:41.279	86.49	2.890	16:13:57.667
36 -	31.653			1:40.091	87.51	1.702	16:15:37.758
37 -	31.906		IN PIT	2:33.613	P 57.02	55.224	16:18:11.371

TEGIWA Club Enduro Championship

RACE 12 - SECTOR ANALYSIS

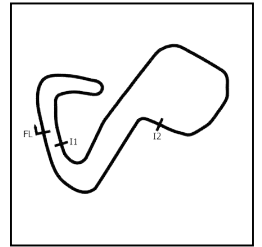


SECTOR 1 = FL to I1, SECTOR 2 = I1 to I2, SECTOR 3 = I2 to FL, DIFF = Difference To Personal Best Lap, P = Crossed Finish Line in Pit Lane, D = Time Disallowed

P9 87 B		WOODWARD / PARTRIDGE		BMW M235i			
IDEAL LAP TIME : 1:41.766		BEST LAP TIME : 1:42.082		DIFFERENCE : 0.316			
LAP	SECTOR 1	SECTOR 2	SECTOR 3	LAP TIME	MPH	DIFF	TIME OF DAY
1 -				1:58.293	74.05	16.211	15:03:42.968
2 -	33.600			1:47.939	81.15	5.857	15:05:30.907
3 -	33.852			1:58.680	73.81	16.598	15:07:29.587
4 -	40.495			2:57.632	49.31	1:15.550	15:10:27.219
5 -	1:00.296			3:30.812	41.55	1:48.730	15:13:58.031
6 -	1:01.696			3:22.963	43.15	1:40.881	15:17:20.994
7 -	54.786	1:15.057	47.507	2:57.350	49.39	1:15.268	15:20:18.344
8 -	52.506			2:25.872	60.05	43.790	15:22:44.216
9 -	32.941			1:46.632	82.15	4.550	15:24:30.848
10 -	33.057			1:46.672	82.11	4.590	15:26:17.520
11 -	32.904			1:46.469	82.27	4.387	15:28:03.989
12 -	32.939			1:47.322	81.62	5.240	15:29:51.311
13 -	34.012			1:47.364	81.59	5.282	15:31:38.675
14 -	32.951			1:46.934	81.91	4.852	15:33:25.609
15 -	32.592		IN PIT	5:13.901	P 27.90	3:31.819	15:38:39.510
16 -	OUTLAP			1:45.920	82.70	3.838	15:40:25.430
17 -	32.416			1:42.710	85.28	0.628	15:42:08.140
18 -	32.551	45.663	24.475	1:42.689	85.30	0.607	15:43:50.829
19 -	31.765			1:42.082 (1)	85.81		15:45:32.911
20 -	32.216	46.266	24.754	1:43.236	84.85	1.154	15:47:16.147
21 -	36.016			2:06.349	69.33	24.267	15:49:22.496
22 -	41.295			2:12.088	66.31	30.006	15:51:34.584
23 -	38.409			2:06.509	69.24	24.427	15:53:41.093
24 -	39.083			2:09.665	67.55	27.583	15:55:50.758
25 -	34.053			1:44.466	83.85	2.384	15:57:35.224
26 -	32.422			1:44.328	83.96	2.246	15:59:19.552
27 -	32.223			1:43.528	84.61	1.446	16:01:03.080
28 -	32.357			1:45.396	83.11	3.314	16:02:48.476
29 -	32.500			1:43.232	84.85	1.150	16:04:31.708
30 -	32.233	46.146	24.338	1:42.717	85.28	0.635	16:06:14.425
31 -	31.960			1:42.115 (2)	85.78	0.033	16:07:56.540
32 -	32.012	46.214	24.352	1:42.578	85.39	0.496	16:09:39.118
33 -	31.830	45.745	24.581	1:42.156	85.74	0.074	16:11:21.274
34 -	32.006	45.770	24.377	1:42.153 (3)	85.75	0.071	16:13:03.427
35 -	32.137			1:44.217	84.05	2.135	16:14:47.644
36 -	31.935			1:42.949	85.08	0.867	16:16:30.593
37 -	32.087	47.041	25.406	1:44.534	83.79	2.452	16:18:15.127

TEGIWA Club Enduro Championship

RACE 12 - SECTOR ANALYSIS

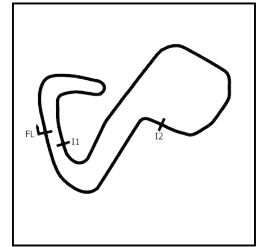


SECTOR 1 = FL to I1, SECTOR 2 = I1 to I2, SECTOR 3 = I2 to FL, DIFF = Difference To Personal Best Lap, P = Crossed Finish Line in Pit Lane, D = Time Disallowed

P10 83 B PUTTERGILL / BENSLEY		Honda Civic Type R					
IDEAL LAP TIME : 1:42.726		BEST LAP TIME : 1:41.931					
		DIFFERENCE : -0.795					
LAP	SECTOR 1	SECTOR 2	SECTOR 3	LAP TIME	MPH	DIFF	TIME OF DAY
1 -				1:57.965	74.25	16.034	15:03:42.640
2 -	32.701			1:44.882	83.52	2.951	15:05:27.522
3 -	32.932			1:59.082	73.56	17.151	15:07:26.604
4 -	39.966			2:58.647	49.03	1:16.716	15:10:25.251
5 -	59.622			3:30.623	41.59	1:48.692	15:13:55.874
6 -	1:00.442			3:22.513	43.25	1:40.582	15:17:18.387
7 -	54.170			2:57.773	49.27	1:15.842	15:20:16.160
8 -	52.711			2:27.042	59.57	45.111	15:22:43.202
9 -	32.425			1:44.519	83.81	2.588	15:24:27.721
10 -	32.902	46.944	24.986	1:44.832	83.56	2.901	15:26:12.553
11 -	32.095			1:43.978	84.24	2.047	15:27:56.531
12 -	31.983	46.695	24.831	1:43.509	84.62	1.578	15:29:40.040
13 -	32.649			1:43.988	84.23	2.057	15:31:24.028
14 -	32.752			1:44.809	83.57	2.878	15:33:08.837
15 -	32.231			1:43.061	84.99	1.130	15:34:51.898
16 -	32.159	46.188	IN PIT	5:15.148 P	27.79	3:33.217	15:40:07.046
17 -	OUTLAP			1:52.253	78.03	10.322	15:41:59.299
18 -	34.205			1:46.422	82.31	4.491	15:43:45.721
19 -	33.227			1:44.438	83.87	2.507	15:45:30.159
20 -	32.095			1:43.441	84.68	1.510	15:47:13.600
21 -	36.909			2:07.798	68.54	25.867	15:49:21.398
22 -	41.295			2:11.868	66.42	29.937	15:51:33.266
23 -	38.407			2:06.946	69.00	25.015	15:53:40.212
24 -	38.571			2:10.023	67.37	28.092	15:55:50.235
25 -	32.353			1:42.787	85.22	0.856	15:57:33.022
26 -	31.970			1:43.023	85.02	1.092	15:59:16.045
27 -	32.724			1:45.218	83.25	3.287	16:01:01.263
28 -	32.387			1:45.656	82.90	3.725	16:02:46.919
29 -	32.253			1:43.396	84.72	1.465	16:04:30.315
30 -	32.089			1:42.454 (3)	85.50	0.523	16:06:12.769
31 -	32.352			1:42.861	85.16	0.930	16:07:55.630
32 -	32.720			1:44.464	83.85	2.533	16:09:40.094
33 -	31.707			1:41.931 (1)	85.93		16:11:22.025
34 -	32.042			1:42.055 (2)	85.83	0.124	16:13:04.080
35 -	32.057			1:44.915	83.49	2.984	16:14:48.995
36 -	32.275			1:42.596	85.38	0.665	16:16:31.591
37 -	33.009			1:47.312	81.62	5.381	16:18:18.903

TEGIWA Club Enduro Championship

RACE 12 - SECTOR ANALYSIS

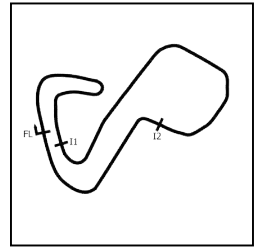


SECTOR 1 = FL to I1, SECTOR 2 = I1 to I2, SECTOR 3 = I2 to FL, DIFF = Difference To Personal Best Lap, P = Crossed Finish Line in Pit Lane, D = Time Disallowed

P11 69 A		HAMPSON / SCHULZ		BMW M2 CS Racing			
IDEAL LAP TIME :		BEST LAP TIME : 1:40.362		DIFFERENCE :			
LAP	SECTOR 1	SECTOR 2	SECTOR 3	LAP TIME	MPH	DIFF	TIME OF DAY
1 -				1:46.080	82.57	5.718	15:03:30.755
2 -	31.384			1:40.487 (3)	87.17	0.125	15:05:11.242
3 -	31.604			1:45.578	82.97	5.216	15:06:56.820
4 -	45.814			3:12.236	45.56	1:31.874	15:10:09.056
5 -	57.117			3:29.871	41.73	1:49.509	15:13:38.927
6 -	58.961			3:25.484	42.63	1:45.122	15:17:04.411
7 -	51.408			2:55.976	49.77	1:15.614	15:20:00.387
8 -	50.144			2:32.265	57.53	51.903	15:22:32.652
9 -	32.048			1:40.994	86.73	0.632	15:24:13.646
10 -	31.306			1:40.362 (1)	87.28		15:25:54.008
11 -	31.444			1:40.587	87.08	0.225	15:27:34.595
12 -	31.306			1:40.471 (2)	87.18	0.109	15:29:15.066
13 -	36.114		IN PIT	5:37.739 P	25.93	3:57.377	15:34:52.805
14 -	OUTLAP			1:49.188	80.22	8.826	15:36:41.993
15 -	33.385			1:46.151	82.52	5.789	15:38:28.144
16 -	33.082			1:45.017	83.41	4.655	15:40:13.161
17 -	32.891			1:46.309	82.39	5.947	15:41:59.470
18 -	33.602			1:45.855	82.75	5.493	15:43:45.325
19 -	33.980			1:46.324	82.38	5.962	15:45:31.649
20 -	32.749			1:43.477	84.65	3.115	15:47:15.126
21 -	36.404			2:07.059	68.94	26.697	15:49:22.185
22 -	41.105			2:11.883	66.42	31.521	15:51:34.068
23 -	38.304			2:06.671	69.15	26.309	15:53:40.739
24 -	38.956			2:09.844	67.46	29.482	15:55:50.583
25 -	33.890			1:44.075	84.16	3.713	15:57:34.658
26 -	32.649			1:43.790	84.39	3.428	15:59:18.448
27 -	32.549			1:49.380	80.08	9.018	16:01:07.828
28 -	33.227			1:44.741	83.63	4.379	16:02:52.569
29 -	32.901			1:47.119	81.77	6.757	16:04:39.688
30 -	32.815			1:44.159	84.10	3.797	16:06:23.847
31 -	33.150			1:44.979	83.44	4.617	16:08:08.826
32 -	32.539			1:44.086	84.15	3.724	16:09:52.912
33 -	32.589			1:45.222	83.25	4.860	16:11:38.134
34 -	32.607			1:44.729	83.64	4.367	16:13:22.863
35 -	32.861			1:45.076	83.36	4.714	16:15:07.939
36 -	32.900			1:44.288	83.99	3.926	16:16:52.227
37 -	32.566			1:49.972	79.65	9.610	16:18:42.199

TEGIWA Club Enduro Championship

RACE 12 - SECTOR ANALYSIS

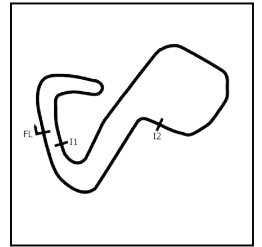


SECTOR 1 = FL to I1, SECTOR 2 = I1 to I2, SECTOR 3 = I2 to FL, DIFF = Difference To Personal Best Lap, P = Crossed Finish Line in Pit Lane, D = Time Disallowed

P12 51 B Jonathan PACKER		Volkswagen Golf GTI					
IDEAL LAP TIME : 1:41.719		BEST LAP TIME : 1:42.367		DIFFERENCE : 0.648			
LAP	SECTOR 1	SECTOR 2	SECTOR 3	LAP TIME	MPH	DIFF	TIME OF DAY
1 -				1:56.063	75.47	13.696	15:03:40.738
2 -	33.052	46.242	24.485	1:43.779	84.40	1.412	15:05:24.517
3 -	31.992	48.218	38.610	1:58.820	73.72	16.453	15:07:23.337
4 -	39.158			2:58.179	49.16	1:15.812	15:10:21.516
5 -	57.158			3:29.565	41.80	1:47.198	15:13:51.081
6 -	1:00.766			3:23.870	42.96	1:41.503	15:17:14.951
7 -	53.170	1:16.461	47.505	2:57.136	49.45	1:14.769	15:20:12.087
8 -	52.290			2:27.544	59.37	45.177	15:22:39.631
9 -	32.250	46.911	25.079	1:44.240	84.03	1.873	15:24:23.871
10 -	32.526			1:44.924	83.48	2.557	15:26:08.795
11 -	32.572	46.294	24.861	1:43.727	84.45	1.360	15:27:52.522
12 -	33.543			1:46.387	82.33	4.020	15:29:38.909
13 -	32.955			1:44.816	83.57	2.449	15:31:23.725
14 -	32.642			1:44.556	83.78	2.189	15:33:08.281
15 -	32.374	46.104	24.671	1:43.149	84.92	0.782	15:34:51.430
16 -	32.073	45.639	24.655	1:42.367 (1)	85.57		15:36:33.797
17 -	31.938	46.754	25.665	1:44.357	83.94	1.990	15:38:18.154
18 -	33.226			1:44.899	83.50	2.532	15:40:03.053
19 -	32.690			1:46.646	82.13	4.279	15:41:49.699
20 -	32.342	45.910	24.770	1:43.022	85.02	0.655	15:43:32.721
21 -	32.239			1:42.885	85.14	0.518	15:45:15.606
22 -	32.234	45.978	24.847	1:43.059	84.99	0.692	15:46:58.665
23 -	32.528	48.791	28.368	1:49.687	79.86	7.320	15:48:48.352
24 -	38.297	57.832	29.287	2:05.416	69.84	23.049	15:50:53.768
25 -	37.762	1:07.998	41.414	2:27.174	59.52	44.807	15:53:20.942
26 -	47.641		IN PIT	6:12.882	P 23.49	4:30.515	15:59:33.824
27 -	OUTLAP			1:46.186	82.49	3.819	16:01:20.010
28 -	32.299			1:42.478	(2) 85.48	0.111	16:03:02.488
29 -	34.881	46.702	24.898	1:46.481	82.26	4.114	16:04:48.969
30 -	32.048	45.296	25.228	1:42.572	(3) 85.40	0.205	16:06:31.541
31 -	33.317			1:44.313	83.97	1.946	16:08:15.854
32 -	31.958			1:43.628	84.53	1.261	16:09:59.482
33 -	32.054			1:43.052	85.00	0.685	16:11:42.534
34 -	32.084			1:43.290	84.80	0.923	16:13:25.824
35 -	31.984	46.508	24.695	1:43.187	84.89	0.820	16:15:09.011
36 -	32.379	46.914	25.151	1:44.444	83.87	2.077	16:16:53.455
37 -	32.432			1:49.810	79.77	7.443	16:18:43.265

TEGIWA Club Enduro Championship

RACE 12 - SECTOR ANALYSIS

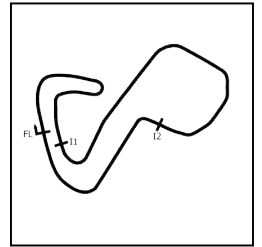


SECTOR 1 = FL to I1, SECTOR 2 = I1 to I2, SECTOR 3 = I2 to FL, DIFF = Difference To Personal Best Lap, P = Crossed Finish Line in Pit Lane, D = Time Disallowed

P13 176 A		LYNCH W / LYNCH F		BMW E46 M3			
IDEAL LAP TIME : 1:42.303		BEST LAP TIME : 1:43.088		DIFFERENCE : 0.785			
LAP	SECTOR 1	SECTOR 2	SECTOR 3	LAP TIME	MPH	DIFF	TIME OF DAY
1 -		47.568	24.354	1:52.793	77.66	9.705	15:03:37.468
2 -	33.115	46.490	24.574	1:44.179	84.08	1.091	15:05:21.647
3 -	32.966	46.914	38.434	1:58.314	74.03	15.226	15:07:19.961
4 -	39.054	1:24.856	54.182	2:58.092	49.18	1:15.004	15:10:18.053
5 -	57.355			3:28.936	41.92	1:45.848	15:13:46.989
6 -	1:01.139	1:36.879	47.081	3:25.099	42.71	1:42.011	15:17:12.088
7 -	53.063	1:15.645	47.336	2:56.044	49.75	1:12.956	15:20:08.132
8 -	51.657	1:07.157	30.420	2:29.234	58.69	46.146	15:22:37.366
9 -	32.815	46.735	25.144	1:44.694	83.67	1.606	15:24:22.060
10 -	33.430	47.003	24.914	1:45.347	83.15	2.259	15:26:07.407
11 -	32.659	46.523	24.605	1:43.787 (2)	84.40	0.699	15:27:51.194
12 -	32.171	49.425	25.283	1:46.879	81.96	3.791	15:29:38.073
13 -	32.937			1:44.411	83.89	1.323	15:31:22.484
14 -	32.903			1:47.417	81.54	4.329	15:33:09.901
15 -	32.766	46.660	25.023	1:44.449	83.86	1.361	15:34:54.350
16 -	33.832	48.204	25.051	1:47.087	81.80	3.999	15:36:41.437
17 -	32.614	46.526	24.859	1:43.999 (3)	84.23	0.911	15:38:25.436
18 -	33.134	47.458	24.704	1:45.296	83.19	2.208	15:40:10.732
19 -	33.680			1:48.395	80.81	5.307	15:41:59.127
20 -	32.833	45.778	24.477	1:43.088 (1)	84.97		15:43:42.215
21 -	32.229	46.331	26.103	1:44.663	83.69	1.575	15:45:26.878
22 -	32.433			1:44.059	84.18	0.971	15:47:10.937
23 -	37.521	59.575	31.893	2:08.989	67.91	25.901	15:49:19.926
24 -	39.504	1:01.657	31.168	2:12.329	66.19	29.241	15:51:32.255
25 -	38.003	57.921	30.766	2:06.690	69.14	23.602	15:53:38.945
26 -	38.613	1:01.879	IN PIT	5:45.908 P	25.32	4:02.820	15:59:24.853
27 -	OUTLAP	49.569	26.583	1:56.094	75.45	13.006	16:01:20.947
28 -	35.135	48.832	25.460	1:49.427	80.05	6.339	16:03:10.374
29 -	35.347	48.670	25.563	1:49.580	79.94	6.492	16:04:59.954
30 -	33.933	49.344	25.897	1:49.174	80.23	6.086	16:06:49.128
31 -	34.214	48.365	25.333	1:47.912	81.17	4.824	16:08:37.040
32 -	33.888	48.626	26.436	1:48.950	80.40	5.862	16:10:25.990
33 -	34.095	48.404	25.559	1:48.058	81.06	4.970	16:12:14.048
34 -	34.404	48.192	25.525	1:48.121	81.01	5.033	16:14:02.169
35 -	33.583	48.267	25.427	1:47.277	81.65	4.189	16:15:49.446
36 -	34.125	49.826	25.414	1:49.365	80.09	6.277	16:17:38.811
37 -	33.872	48.072	25.217	1:47.161	81.74	4.073	16:19:25.972

TEGIWA Club Enduro Championship

RACE 12 - SECTOR ANALYSIS

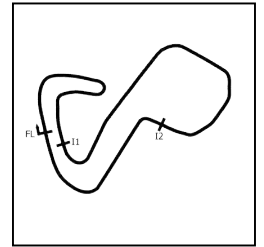


SECTOR 1 = FL to I1, SECTOR 2 = I1 to I2, SECTOR 3 = I2 to FL, DIFF = Difference To Personal Best Lap, P = Crossed Finish Line in Pit Lane, D = Time Disallowed

P14 43 B		CHEETHAM / SCHOFIELD		Porsche Boxster			
IDEAL LAP TIME : 1:44.154		BEST LAP TIME : 1:43.122		DIFFERENCE : -1.032			
LAP	SECTOR 1	SECTOR 2	SECTOR 3	LAP TIME	MPH	DIFF	TIME OF DAY
1 -				1:55.691	75.71	12.569	15:03:40.366
2 -	33.276			1:45.849	82.75	2.727	15:05:26.215
3 -	32.764			1:59.600	73.24	16.478	15:07:25.815
4 -	39.679			2:58.365	49.11	1:15.243	15:10:24.180
5 -	59.158			3:30.360	41.64	1:47.238	15:13:54.540
6 -	1:01.077			3:23.194	43.11	1:40.072	15:17:17.734
7 -	54.023			2:57.563	49.33	1:14.441	15:20:15.297
8 -	52.436			2:26.590	59.75	43.468	15:22:41.887
9 -	32.861			1:43.938	84.27	0.816	15:24:25.825
10 -	32.841			1:43.414 (3)	84.70	0.292	15:26:09.239
11 -	32.886			1:43.549	84.59	0.427	15:27:52.788
12 -	32.323			1:43.383 (2)	84.73	0.261	15:29:36.171
13 -	32.582			1:43.122 (1)	84.94		15:31:19.293
14 -	32.796			1:43.676	84.49	0.554	15:33:02.969
15 -	32.490			1:44.378	83.92	1.256	15:34:47.347
16 -	33.432			1:45.080	83.36	1.958	15:36:32.427
17 -	32.924			1:45.055	83.38	1.933	15:38:17.482
18 -	33.528			1:44.588	83.75	1.466	15:40:02.070
19 -	33.313		IN PIT	5:29.112 P	26.61	3:45.990	15:45:31.182
20 -	OUTLAP			1:52.821	77.64	9.699	15:47:24.003
21 -	37.349			2:45.275	53.00	1:02.153	15:50:09.278
22 -	50.166			2:51.891	50.96	1:08.769	15:53:01.169
23 -	45.427			2:14.941	64.91	31.819	15:55:16.110
24 -	33.456			1:45.551	82.99	2.429	15:57:01.661
25 -	33.383			1:45.784	82.80	2.662	15:58:47.445
26 -	33.282			1:46.632	82.15	3.510	16:00:34.077
27 -	33.951	47.515	25.038	1:46.504	82.24	3.382	16:02:20.581
28 -	33.732	47.506	25.305	1:46.543	82.21	3.421	16:04:07.124
29 -	34.198			1:46.637	82.14	3.515	16:05:53.761
30 -	34.249			1:46.508	82.24	3.386	16:07:40.269
31 -	32.793			1:46.806	82.01	3.684	16:09:27.075
32 -	32.899	46.793	25.167	1:44.859	83.53	1.737	16:11:11.934
33 -	33.346			1:45.316	83.17	2.194	16:12:57.250
34 -	32.918			1:46.737	82.06	3.615	16:14:43.987
35 -	33.474			1:46.440	82.29	3.318	16:16:30.427
36 -	33.412			1:49.052	80.32	5.930	16:18:19.479

TEGIWA Club Enduro Championship

RACE 12 - SECTOR ANALYSIS

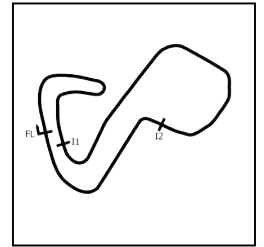


SECTOR 1 = FL to I1, SECTOR 2 = I1 to I2, SECTOR 3 = I2 to FL, DIFF = Difference To Personal Best Lap, P = Crossed Finish Line in Pit Lane, D = Time Disallowed

P15 119 B		BALLESTEROS / TRUNDLEY		Audi TT			
IDEAL LAP TIME :		BEST LAP TIME : 1:41.885		DIFFERENCE :			
LAP	SECTOR 1	SECTOR 2	SECTOR 3	LAP TIME	MPH	DIFF	TIME OF DAY
1 -				1:51.934	78.25	10.049	15:03:36.609
2 -	31.986			1:43.634	84.52	1.749	15:05:20.243
3 -	32.402			1:58.017	74.22	16.132	15:07:18.260
4 -	36.652			2:58.029	49.20	1:16.144	15:10:16.289
5 -	56.936			3:29.256	41.86	1:47.371	15:13:45.545
6 -	59.452			3:24.950	42.74	1:43.065	15:17:10.495
7 -	51.415			2:55.669	49.86	1:13.784	15:20:06.164
8 -	51.135			2:27.690	59.31	45.805	15:22:33.854
9 -	34.080			1:45.425	83.09	3.540	15:24:19.279
10 -	31.972			1:42.148 (3)	85.75	0.263	15:26:01.427
11 -	32.320			1:42.748	85.25	0.863	15:27:44.175
12 -	31.912			1:42.678	85.31	0.793	15:29:26.853
13 -	31.870			1:41.994 (2)	85.88	0.109	15:31:08.847
14 -	32.097			1:43.572	84.57	1.687	15:32:52.419
15 -	33.064			1:43.685	84.48	1.800	15:34:36.104
16 -	31.912			1:41.885 (1)	85.97		15:36:17.989
17 -	32.256			1:42.281	85.64	0.396	15:38:00.270
18 -	32.217			1:42.975	85.06	1.090	15:39:43.245
19 -	32.081			1:43.079	84.98	1.194	15:41:26.324
20 -	31.950			1:43.433	84.69	1.548	15:43:09.757
21 -	32.080		IN PIT	5:09.384	P 28.31	3:27.499	15:48:19.141
22 -	OUTLAP			4:52.506	29.94	3:10.621	15:53:11.647
23 -	47.051			2:13.115	65.80	31.230	15:55:24.762
24 -	34.144			1:52.839	77.63	10.954	15:57:17.601
25 -	34.780			1:50.822	79.04	8.937	15:59:08.423
26 -	33.410			1:47.141	81.75	5.256	16:00:55.564
27 -	33.187			1:45.663	82.90	3.778	16:02:41.227
28 -	32.629			1:44.881	83.52	2.996	16:04:26.108
29 -	32.574			1:44.206	84.06	2.321	16:06:10.314
30 -	32.694			1:44.454	83.86	2.569	16:07:54.768
31 -	33.615			1:46.783	82.03	4.898	16:09:41.551
32 -	32.576			1:43.645	84.51	1.760	16:11:25.196
33 -	32.124			1:43.552	84.59	1.667	16:13:08.748
34 -	32.542			1:44.883	83.52	2.998	16:14:53.631
35 -	33.542			1:47.789	81.26	5.904	16:16:41.420
36 -	32.754			1:46.189	82.49	4.304	16:18:27.609

TEGIWA Club Enduro Championship

RACE 12 - SECTOR ANALYSIS

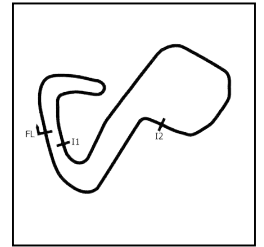


SECTOR 1 = FL to I1, SECTOR 2 = I1 to I2, SECTOR 3 = I2 to FL, DIFF = Difference To Personal Best Lap, P = Crossed Finish Line in Pit Lane, D = Time Disallowed

P16 30 A		L HUGGINS / N HUGGINS		Lotus Exige			
IDEAL LAP TIME :		BEST LAP TIME : 1:43.470		DIFFERENCE :			
LAP	SECTOR 1	SECTOR 2	SECTOR 3	LAP TIME	MPH	DIFF	TIME OF DAY
1 -				1:59.268	73.44	15.798	15:03:43.943
2 -	33.636			1:47.237	81.68	3.767	15:05:31.180
3 -	33.125			1:57.628	74.47	14.158	15:07:28.808
4 -	40.532			2:57.362	49.38	1:13.892	15:10:26.170
5 -	1:00.747			3:30.707	41.57	1:47.237	15:13:56.877
6 -	1:02.161			3:23.252	43.09	1:39.782	15:17:20.129
7 -	54.923			2:57.298	49.40	1:13.828	15:20:17.427
8 -	52.387			2:26.129	59.94	42.659	15:22:43.556
9 -	32.517			1:45.088	83.35	1.618	15:24:28.644
10 -	32.787			1:44.468	83.85	0.998	15:26:13.112
11 -	32.359			1:43.891 (2)	84.31	0.421	15:27:57.003
12 -	32.399			1:43.470 (1)	84.66		15:29:40.473
13 -	32.758			1:43.957 (3)	84.26	0.487	15:31:24.430
14 -	32.875			1:46.218	82.47	2.748	15:33:10.648
15 -	32.269			1:44.299	83.98	0.829	15:34:54.947
16 -	32.833			1:46.004	82.63	2.534	15:36:40.951
17 -	32.497			1:44.088	84.15	0.618	15:38:25.039
18 -	33.148			1:45.533	83.00	2.063	15:40:10.572
19 -	33.268			1:48.408	80.80	4.938	15:41:58.980
20 -	33.239			1:45.608	82.94	2.138	15:43:44.588
21 -	32.556		IN PIT	5:30.387	P 26.51	3:46.917	15:49:14.975
22 -	OUTLAP			3:59.660	36.55	2:16.190	15:53:14.635
23 -	46.488			2:11.910	66.40	28.440	15:55:26.545
24 -	33.477			1:50.572	79.22	7.102	15:57:17.117
25 -	33.641			1:46.846	81.98	3.376	15:59:03.963
26 -	32.857			1:46.573	82.19	3.103	16:00:50.536
27 -	33.838			1:46.714	82.08	3.244	16:02:37.250
28 -	33.097			1:45.845	82.76	2.375	16:04:23.095
29 -	32.913			1:45.358	83.14	1.888	16:06:08.453
30 -	32.575			1:46.069	82.58	2.599	16:07:54.522
31 -	33.635			1:46.578	82.19	3.108	16:09:41.100
32 -	33.832			1:46.261	82.43	2.791	16:11:27.361
33 -	32.411			1:45.870	82.74	2.400	16:13:13.231
34 -	33.589			1:47.494	81.49	4.024	16:15:00.725
35 -	33.289			1:46.987	81.87	3.517	16:16:47.712
36 -	33.565			1:49.798	79.78	6.328	16:18:37.510

TEGIWA Club Enduro Championship

RACE 12 - SECTOR ANALYSIS

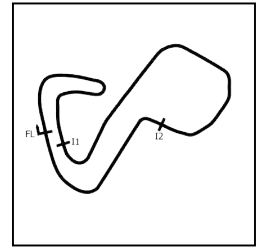


SECTOR 1 = FL to I1, SECTOR 2 = I1 to I2, SECTOR 3 = I2 to FL, DIFF = Difference To Personal Best Lap, P = Crossed Finish Line in Pit Lane, D = Time Disallowed

P17 888 B		Graham PRICE		Renault Megane			
IDEAL LAP TIME : 1:47.559		BEST LAP TIME : 1:46.567		DIFFERENCE : -0.992			
LAP	SECTOR 1	SECTOR 2	SECTOR 3	LAP TIME	MPH	DIFF	TIME OF DAY
1 -				2:05.456	69.82	18.889	15:03:50.131
2 -	34.673			1:51.948	78.24	5.381	15:05:42.079
3 -	33.822			1:58.668	73.81	12.101	15:07:40.747
4 -	36.867	1:35.390	43.780	2:56.037	49.76	1:09.470	15:10:36.784
5 -	1:02.848			3:31.261	41.46	1:44.694	15:14:08.045
6 -	1:02.036	1:43.624	37.732	3:23.392	43.06	1:36.825	15:17:31.437
7 -	56.126			2:54.866	50.09	1:08.299	15:20:26.303
8 -	56.211			2:25.378	60.25	38.811	15:22:51.681
9 -	33.840			1:48.842	80.48	2.275	15:24:40.523
10 -	34.226			1:53.201	77.38	6.634	15:26:33.724
11 -	34.105			1:48.111	81.02	1.544	15:28:21.835
12 -	34.458			1:49.260	80.17	2.693	15:30:11.095
13 -	34.230			1:48.321	80.86	1.754	15:31:59.416
14 -	33.869			1:48.769	80.53	2.202	15:33:48.185
15 -	34.175		IN PIT	5:38.267	P 25.89	3:51.700	15:39:26.452
16 -	OUTLAP			1:54.965	76.19	8.398	15:41:21.417
17 -	34.069			1:48.201	80.95	1.634	15:43:09.618
18 -	33.966			1:47.850	81.22	1.283	15:44:57.468
19 -	33.527			1:49.468	80.02	2.901	15:46:46.936
20 -	33.889			1:59.701	73.18	13.134	15:48:46.637
21 -	38.037			2:04.969	70.09	18.402	15:50:51.606
22 -	37.329	1:08.413	42.096	2:27.838	59.25	41.271	15:53:19.444
23 -	47.017			2:13.641	65.54	27.074	15:55:33.085
24 -	34.933			1:49.148	80.25	2.581	15:57:22.233
25 -	34.222			1:49.488	80.00	2.921	15:59:11.721
26 -	33.892			1:47.505	81.48	0.938	16:00:59.226
27 -	33.733	50.768	26.183	1:50.684	79.14	4.117	16:02:49.910
28 -	33.298			1:46.567 (1)	82.20		16:04:36.477
29 -	33.837			1:47.168	81.73	0.601	16:06:23.645
30 -	34.199			1:48.088	81.04	1.521	16:08:11.733
31 -	33.735	48.319	26.503	1:48.557	80.69	1.990	16:10:00.290
32 -	33.246			1:46.673 (2)	82.11	0.106	16:11:46.963
33 -	33.061			1:47.752	81.29	1.185	16:13:34.715
34 -	33.729			1:47.308	81.63	0.741	16:15:22.023
35 -	33.057			1:47.745	81.30	1.178	16:17:09.768
36 -	33.940			1:46.832 (3)	81.99	0.265	16:18:56.600

TEGIWA Club Enduro Championship

RACE 12 - SECTOR ANALYSIS

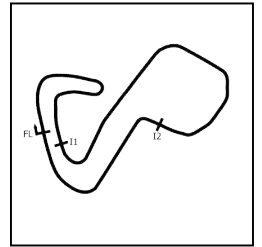


SECTOR 1 = FL to I1, SECTOR 2 = I1 to I2, SECTOR 3 = I2 to FL, DIFF = Difference To Personal Best Lap, P = Crossed Finish Line in Pit Lane, D = Time Disallowed

P18 195 C DENNIS / MOOR		Honda Civic Type R					
IDEAL LAP TIME :		BEST LAP TIME : 1:44.709		DIFFERENCE :			
LAP	SECTOR 1	SECTOR 2	SECTOR 3	LAP TIME	MPH	DIFF	TIME OF DAY
1 -				2:00.960	72.41	16.251	15:03:45.635
2 -	34.425			1:51.684	78.43	6.975	15:05:37.319
3 -	32.901			1:53.274	77.33	8.565	15:07:30.593
4 -	40.907			2:57.907	49.23	1:13.198	15:10:28.500
5 -	1:01.135			3:31.775	41.36	1:47.066	15:14:00.275
6 -	1:00.643			3:22.528	43.25	1:37.819	15:17:22.803
7 -	54.632			2:56.846	49.53	1:12.137	15:20:19.649
8 -	52.100			2:25.798	60.08	41.089	15:22:45.447
9 -	32.805			1:46.677	82.11	1.968	15:24:32.124
10 -	32.835			1:46.255	82.44	1.546	15:26:18.379
11 -	32.647			1:46.187	82.49	1.478	15:28:04.566
12 -	32.771			1:46.905	81.94	2.196	15:29:51.471
13 -	34.545			1:48.306	80.88	3.597	15:31:39.777
14 -	32.658			1:46.928	81.92	2.219	15:33:26.705
15 -	32.494			1:46.895	81.94	2.186	15:35:13.600
16 -	32.807			1:45.075 (3)	83.36	0.366	15:36:58.675
17 -	32.732			1:44.709 (1)	83.65		15:38:43.384
18 -	32.938			1:45.024 (2)	83.40	0.315	15:40:28.408
19 -	33.061			1:45.217	83.25	0.508	15:42:13.625
20 -	33.086			1:46.650	82.13	1.941	15:44:00.275
21 -	32.696		IN PIT	5:48.485	P 25.13	4:03.776	15:49:48.760
22 -	OUTLAP			3:26.767	42.36	1:42.058	15:53:15.527
23 -	46.906			2:12.905	65.91	28.196	15:55:28.432
24 -	34.306			1:51.737	78.39	7.028	15:57:20.169
25 -	34.395			1:49.928	79.68	5.219	15:59:10.097
26 -	34.667			1:50.170	79.51	5.461	16:01:00.267
27 -	33.365			1:50.616	79.19	5.907	16:02:50.883
28 -	33.919			1:50.071	79.58	5.362	16:04:40.954
29 -	33.691			1:47.602	81.40	2.893	16:06:28.556
30 -	33.249			1:48.280	80.89	3.571	16:08:16.836
31 -	33.041			1:47.032	81.84	2.323	16:10:03.868
32 -	33.374			1:47.313	81.62	2.604	16:11:51.181
33 -	33.591			1:48.438	80.78	3.729	16:13:39.619
34 -	33.194			1:47.886	81.19	3.177	16:15:27.505
35 -	34.162			1:48.492	80.74	3.783	16:17:15.997
36 -	34.155			1:49.110	80.28	4.401	16:19:05.107

TEGIWA Club Enduro Championship

RACE 12 - SECTOR ANALYSIS

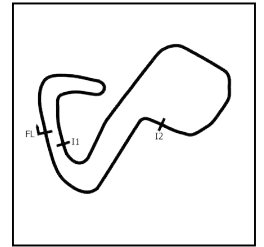


SECTOR 1 = FL to I1, SECTOR 2 = I1 to I2, SECTOR 3 = I2 to FL, DIFF = Difference To Personal Best Lap, P = Crossed Finish Line in Pit Lane, D = Time Disallowed

P19 16 C		PEERLESS / STENNING		Honda Civic Type R			
IDEAL LAP TIME :		BEST LAP TIME : 1:46.354		DIFFERENCE :			
LAP	SECTOR 1	SECTOR 2	SECTOR 3	LAP TIME	MPH	DIFF	TIME OF DAY
1 -				2:04.827	70.17	18.473	15:03:49.502
2 -	34.593			1:52.065	78.16	5.711	15:05:41.567
3 -	33.936			1:56.745	75.03	10.391	15:07:38.312
4 -	37.581			2:56.821	49.54	1:10.467	15:10:35.133
5 -	1:02.025			3:31.300	41.45	1:44.946	15:14:06.433
6 -	1:01.736			3:21.902	43.38	1:35.548	15:17:28.335
7 -	58.005			2:56.776	49.55	1:10.422	15:20:25.111
8 -	53.310			2:25.449	60.22	39.095	15:22:50.560
9 -	33.976			1:49.500	79.99	3.146	15:24:40.060
10 -	33.805			1:52.087	78.15	5.733	15:26:32.147
11 -	33.111			1:46.681	82.11	0.327	15:28:18.828
12 -	33.240			1:47.373	81.58	1.019	15:30:06.201
13 -	33.292			1:46.731	82.07	0.377	15:31:52.932
14 -	33.122			1:47.311	81.63	0.957	15:33:40.243
15 -	33.233			1:46.354 (1)	82.36		15:35:26.597
16 -	33.052			1:46.455 (2)	82.28	0.101	15:37:13.052
17 -	33.075			1:46.798	82.02	0.444	15:38:59.850
18 -	33.355			1:46.521 (3)	82.23	0.167	15:40:46.371
19 -	33.291		IN PIT	5:15.028 P	27.80	3:28.674	15:46:01.399
20 -	OUTLAP			2:02.708	71.38	16.354	15:48:04.107
21 -	38.588			2:14.214	65.26	27.860	15:50:18.321
22 -	52.383			2:50.783	51.29	1:04.429	15:53:09.104
23 -	47.393			2:14.078	65.33	27.724	15:55:23.182
24 -	34.855			1:55.922	75.56	9.568	15:57:19.104
25 -	35.644			1:52.767	77.68	6.413	15:59:11.871
26 -	34.430			1:50.461	79.30	4.107	16:01:02.332
27 -	34.486			1:50.381	79.36	4.027	16:02:52.713
28 -	33.766			1:48.947	80.40	2.593	16:04:41.660
29 -	33.950			1:48.843	80.48	2.489	16:06:30.503
30 -	34.512			1:48.821	80.49	2.467	16:08:19.324
31 -	33.662			1:48.905	80.43	2.551	16:10:08.229
32 -	33.579			1:49.108	80.28	2.754	16:11:57.337
33 -	33.382			1:49.848	79.74	3.494	16:13:47.185
34 -	33.877			1:49.776	79.79	3.422	16:15:36.961
35 -	34.321			1:52.196	78.07	5.842	16:17:29.157
36 -	33.949			1:51.512	78.55	5.158	16:19:20.669

TEGIWA Club Enduro Championship

RACE 12 - SECTOR ANALYSIS

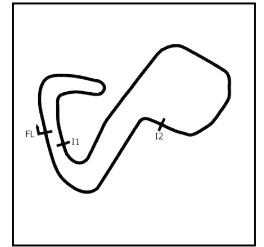


SECTOR 1 = FL to I1, SECTOR 2 = I1 to I2, SECTOR 3 = I2 to FL, DIFF = Difference To Personal Best Lap, P = Crossed Finish Line in Pit Lane, D = Time Disallowed

P20 55 A		SIMMERSON / STANTON		BMW M4 GT4			
IDEAL LAP TIME : 1:39.926		BEST LAP TIME : 1:40.288		DIFFERENCE : 0.362			
LAP	SECTOR 1	SECTOR 2	SECTOR 3	LAP TIME	MPH	DIFF	TIME OF DAY
1 -				1:53.431	77.22	13.143	15:03:38.106
2 -	32.850			1:42.280	85.64	1.992	15:05:20.386
3 -	32.511			1:56.847	74.96	16.559	15:07:17.233
4 -	35.710			2:57.947	49.22	1:17.659	15:10:15.180
5 -	56.744			3:28.914	41.93	1:48.626	15:13:44.094
6 -	59.338			3:25.455	42.63	1:45.167	15:17:09.549
7 -	50.879			2:55.465	49.92	1:15.177	15:20:05.014
8 -	51.144			2:28.056	59.16	47.768	15:22:33.070
9 -	33.127			1:41.762	86.08	1.474	15:24:14.832
10 -	31.583			1:40.956	86.76	0.668	15:25:55.788
11 -	31.398			1:40.688 (3)	86.99	0.400	15:27:36.476
12 -	31.477			1:40.650 (2)	87.03	0.362	15:29:17.126
13 -	32.160			1:41.334	86.44	1.046	15:30:58.460
14 -	31.407		IN PIT	3:06.221 P	47.04	1:25.933	15:34:04.681
15 -	OUTLAP			1:45.333	83.16	5.045	15:35:50.014
16 -	31.909			1:40.288 (1)	87.34		15:37:30.302
17 -	31.236			1:40.949	86.77	0.661	15:39:11.251
18 -	32.012	44.533	24.157	1:40.702	86.98	0.414	15:40:51.953
19 -	31.287			1:42.842	85.17	2.554	15:42:34.795
20 -	31.390			1:40.851	86.85	0.563	15:44:15.646
21 -	32.019			1:41.206	86.55	0.918	15:45:56.852
22 -	31.631			1:42.302	85.62	2.014	15:47:39.154
23 -	37.589			2:31.626	57.77	51.338	15:50:10.780
24 -	50.651			2:51.478	51.08	1:11.190	15:53:02.258
25 -	46.029			2:14.125	65.31	33.837	15:55:16.383
26 -	32.005		IN PIT	2:23.026 P	61.24	42.738	15:57:39.409
27 -	OUTLAP		IN PIT	5:19.290 P	27.43	3:39.002	16:02:58.699
28 -	OUTLAP			1:58.895	73.67	18.607	16:04:57.594
29 -	34.605			1:51.068	78.86	10.780	16:06:48.662
30 -	35.512			1:52.144	78.11	11.856	16:08:40.806
31 -	33.775			1:53.294	77.31	13.006	16:10:34.100
32 -	35.299			1:48.994	80.36	8.706	16:12:23.094
33 -	32.906			1:48.419	80.79	8.131	16:14:11.513
34 -	33.395			1:49.298	80.14	9.010	16:16:00.811
35 -	32.696			1:46.415	82.31	6.127	16:17:47.226
36 -	33.385			1:46.405	82.32	6.117	16:19:33.631

TEGIWA Club Enduro Championship

RACE 12 - SECTOR ANALYSIS

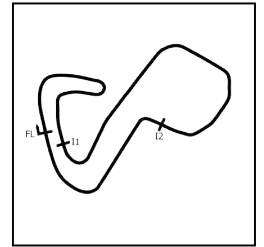


SECTOR 1 = FL to I1, SECTOR 2 = I1 to I2, SECTOR 3 = I2 to FL, DIFF = Difference To Personal Best Lap, P = Crossed Finish Line in Pit Lane, D = Time Disallowed

P21 481 B		Edward CHRISTIE		BMW E36 M3			
IDEAL LAP TIME :		BEST LAP TIME : 1:47.254		DIFFERENCE :			
LAP	SECTOR 1	SECTOR 2	SECTOR 3	LAP TIME	MPH	DIFF	TIME OF DAY
1 -				2:06.872	69.04	19.618	15:03:51.547
2 -	35.708			1:55.958	75.54	8.704	15:05:47.505
3 -	34.250			1:58.331	74.02	11.077	15:07:45.836
4 -	34.926			2:52.366	50.82	1:05.112	15:10:38.202
5 -	1:04.222			3:30.956	41.52	1:43.702	15:14:09.158
6 -	1:03.781			3:24.672	42.79	1:37.418	15:17:33.830
7 -	58.599			2:54.390	50.23	1:07.136	15:20:28.220
8 -	57.726			2:28.814	58.86	41.560	15:22:57.034
9 -	34.810			1:54.151	76.73	6.897	15:24:51.185
10 -	34.662			1:52.121	78.12	4.867	15:26:43.306
11 -	34.145			1:50.656	79.16	3.402	15:28:33.962
12 -	33.840			1:50.684	79.14	3.430	15:30:24.646
13 -	34.431			1:50.857	79.01	3.603	15:32:15.503
14 -	34.254			1:50.479	79.28	3.225	15:34:05.982
15 -	34.337			1:54.119	76.76	6.865	15:36:00.101
16 -	33.801			1:54.431	76.55	7.177	15:37:54.532
17 -	34.538			1:50.736	79.10	3.482	15:39:45.268
18 -	34.175			1:50.902	78.98	3.648	15:41:36.170
19 -	34.104			1:49.679	79.86	2.425	15:43:25.849
20 -	34.380			1:51.965	78.23	4.711	15:45:17.814
21 -	33.842			1:48.892	80.44	1.638	15:47:06.706
22 -	33.417			1:49.847	79.74	2.593	15:48:56.553
23 -	34.896			2:03.934	70.68	16.680	15:51:00.487
24 -	34.985			2:21.562	61.87	34.308	15:53:22.049
25 -	47.600			2:14.919	64.92	27.665	15:55:36.968
26 -	34.686		<i>IN PIT</i>	5:46.662	P 25.26	3:59.408	16:01:23.630
27 -	OUTLAP			1:55.608	75.77	8.354	16:03:19.238
28 -	33.316			1:47.254 (1)	81.67		16:05:06.492
29 -	33.262			1:47.621 (2)	81.39	0.367	16:06:54.113
30 -	33.448			1:47.694 (3)	81.34	0.440	16:08:41.807
31 -	33.345			1:49.105	80.28	1.851	16:10:30.912
32 -	35.214			1:50.512	79.26	3.258	16:12:21.424
33 -	33.297			1:48.790	80.52	1.536	16:14:10.214
34 -	33.603			1:48.019	81.09	0.765	16:15:58.233
35 -	33.974			1:48.269	80.90	1.015	16:17:46.502
36 -	33.562			1:48.871	80.46	1.617	16:19:35.373

TEGIWA Club Enduro Championship

RACE 12 - SECTOR ANALYSIS

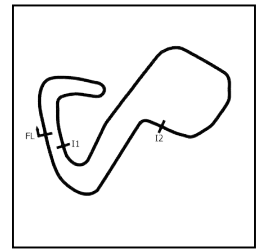


SECTOR 1 = FL to I1, SECTOR 2 = I1 to I2, SECTOR 3 = I2 to FL, DIFF = Difference To Personal Best Lap, P = Crossed Finish Line in Pit Lane, D = Time Disallowed

P22 13 B		Matt FAIZEY		Porsche Cayman			
IDEAL LAP TIME :		BEST LAP TIME : 1:42.258		DIFFERENCE :			
LAP	SECTOR 1	SECTOR 2	SECTOR 3	LAP TIME	MPH	DIFF	TIME OF DAY
1 -				1:54.105	76.76	11.847	15:03:38.780
2 -	32.744			1:43.334	84.77	1.076	15:05:22.114
3 -	32.126			1:58.460	73.94	16.202	15:07:20.574
4 -	39.226			2:58.278	49.13	1:16.020	15:10:18.852
5 -	57.242			3:29.016	41.90	1:46.758	15:13:47.868
6 -	1:00.905			3:24.783	42.77	1:42.525	15:17:12.651
7 -	53.045			2:55.963	49.78	1:13.705	15:20:08.614
8 -	51.843			2:28.417	59.02	46.159	15:22:37.031
9 -	32.297			1:42.998	85.04	0.740	15:24:20.029
10 -	31.859			1:42.593	85.38	0.335	15:26:02.622
11 -	32.208			1:43.253	84.83	0.995	15:27:45.875
12 -	32.010			1:43.634	84.52	1.376	15:29:29.509
13 -	31.746			1:42.595	85.38	0.337	15:31:12.104
14 -	32.724			1:45.494	83.03	3.236	15:32:57.598
15 -	32.297			1:45.615	82.94	3.357	15:34:43.213
16 -	33.330			1:45.056	83.38	2.798	15:36:28.269
17 -	31.945			1:42.697	85.29	0.439	15:38:10.966
18 -	31.928		IN PIT	5:15.800	P 27.73	3:33.542	15:43:26.766
19 -	OUTLAP		IN PIT	3:08.510	P 46.46	1:26.252	15:46:35.276
20 -	OUTLAP			2:00.366	72.77	18.108	15:48:35.642
21 -	42.434			2:13.286	65.72	31.028	15:50:48.928
22 -	35.655			2:28.585	58.95	46.327	15:53:17.513
23 -	46.807			2:11.575	66.57	29.317	15:55:29.088
24 -	32.424			1:47.344	81.60	5.086	15:57:16.432
25 -	31.543			1:42.424	(3) 85.52	0.166	15:58:58.856
26 -	32.319			1:45.577	82.97	3.319	16:00:44.433
27 -	32.048			1:44.227	84.04	1.969	16:02:28.660
28 -	31.676			1:42.258	(1) 85.66		16:04:10.918
29 -	32.150			1:43.718	84.45	1.460	16:05:54.636
30 -	32.872		IN PIT	3:08.159	P 46.55	1:25.901	16:09:02.795
31 -	OUTLAP			1:45.173	83.28	2.915	16:10:47.968
32 -	31.842			1:42.405	(2) 85.54	0.147	16:12:30.373
33 -	32.174			1:47.536	81.45	5.278	16:14:17.909
34 -	31.788			1:47.712	81.32	5.454	16:16:05.621
35 -	35.752			1:49.955	79.66	7.697	16:17:55.576
36 -	32.412			1:44.591	83.75	2.333	16:19:40.167

TEGIWA Club Enduro Championship

RACE 12 - SECTOR ANALYSIS

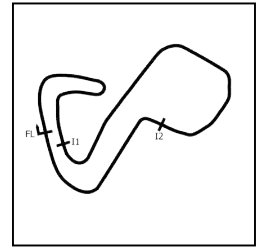


SECTOR 1 = FL to I1, SECTOR 2 = I1 to I2, SECTOR 3 = I2 to FL, DIFF = Difference To Personal Best Lap, P = Crossed Finish Line in Pit Lane, D = Time Disallowed

P23 12 B		Liam CRILLY		BMW Z4 Coupe			
IDEAL LAP TIME : 1:41.486		BEST LAP TIME : 1:41.562		DIFFERENCE : 0.076			
LAP	SECTOR 1	SECTOR 2	SECTOR 3	LAP TIME	MPH	DIFF	TIME OF DAY
1 -				1:55.548	75.81	13.986	15:03:40.223
2 -	32.055			1:43.517	84.62	1.955	15:05:23.740
3 -	31.966	48.572	38.562	1:59.100	73.55	17.538	15:07:22.840
4 -	39.058			2:57.818	49.26	1:16.256	15:10:20.658
5 -	57.367			3:29.839	41.74	1:48.277	15:13:50.497
6 -	1:00.524			3:23.634	43.01	1:42.072	15:17:14.131
7 -	53.249			2:57.009	49.48	1:15.447	15:20:11.140
8 -	52.356			2:27.845	59.25	46.283	15:22:38.985
9 -	32.481			1:44.684	83.67	3.122	15:24:23.669
10 -	32.235			1:44.468	83.85	2.906	15:26:08.137
11 -	33.160			1:43.927	84.28	2.365	15:27:52.064
12 -	32.278			1:43.591	84.56	2.029	15:29:35.655
13 -	32.114	45.732	24.564	1:42.410	85.53	0.848	15:31:18.065
14 -	32.723	45.548	24.641	1:42.912	85.11	1.350	15:33:00.977
15 -	31.940	45.640	25.019	1:42.599	85.37	1.037	15:34:43.576
16 -	32.342	45.647	24.829	1:42.818	85.19	1.256	15:36:26.394
17 -	31.977			1:42.075	85.81	0.513	15:38:08.469
18 -	31.931	45.762	24.638	1:42.331	85.60	0.769	15:39:50.800
19 -	32.642			1:44.289	83.99	2.727	15:41:35.089
20 -	32.559	46.157	IN PIT	8:10.791 P	17.84	6:29.229	15:49:45.880
21 -	OUTLAP			3:29.245	41.86	1:47.683	15:53:15.125
22 -	46.726	58.954	25.890	2:11.570	66.57	30.008	15:55:26.695
23 -	32.437	48.304	24.900	1:45.641	82.92	4.079	15:57:12.336
24 -	33.582			1:45.114	83.33	3.552	15:58:57.450
25 -	32.439			1:46.718	82.08	5.156	16:00:44.168
26 -	32.951			1:44.643	83.71	3.081	16:02:28.811
27 -	32.194	45.960	24.541	1:42.695	85.29	1.133	16:04:11.506
28 -	32.237	45.708	24.479	1:42.424	85.52	0.862	16:05:53.930
29 -	32.185			1:41.842 (2)	86.01	0.280	16:07:35.772
30 -	31.902	45.291	24.369	1:41.562 (1)	86.25		16:09:17.334
31 -	31.883			1:42.781	85.22	1.219	16:11:00.115
32 -	32.034	45.571	24.708	1:42.313	85.61	0.751	16:12:42.428
33 -	31.980	45.996	24.519	1:42.495	85.46	0.933	16:14:24.923
34 -	32.179	45.433	24.312	1:41.924 (3)	85.94	0.362	16:16:06.847
35 -	32.163			1:43.066	84.99	1.504	16:17:49.913

TEGIWA Club Enduro Championship

RACE 12 - SECTOR ANALYSIS

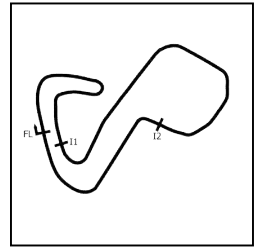


SECTOR 1 = FL to I1, SECTOR 2 = I1 to I2, SECTOR 3 = I2 to FL, DIFF = Difference To Personal Best Lap, P = Crossed Finish Line in Pit Lane, D = Time Disallowed

P24 46 C		DOUGILL / HILL		Mazda MX5			
IDEAL LAP TIME :		BEST LAP TIME : 1:50.993		DIFFERENCE :			
LAP	SECTOR 1	SECTOR 2	SECTOR 3	LAP TIME	MPH	DIFF	TIME OF DAY
1 -				2:09.854	67.45	18.861	15:03:54.529
2 -	35.077			1:56.604	75.12	5.611	15:05:51.133
3 -	34.695			2:01.484	72.10	10.491	15:07:52.617
4 -	36.965			2:51.784	50.99	1:00.791	15:10:44.401
5 -	1:03.733			3:31.630	41.39	1:40.637	15:14:16.031
6 -	1:04.681			3:23.078	43.13	1:32.085	15:17:39.109
7 -	56.414			2:54.046	50.33	1:03.053	15:20:33.155
8 -	56.123			2:26.462	59.80	35.469	15:22:59.617
9 -	34.716			1:52.289	78.01	1.296	15:24:51.906
10 -	34.469			1:52.826	77.64	1.833	15:26:44.732
11 -	34.065			1:52.831	77.63	1.838	15:28:37.563
12 -	34.479			1:51.671 (3)	78.44	0.678	15:30:29.234
13 -	34.436			1:50.993 (1)	78.92		15:32:20.227
14 -	35.194			1:52.969	77.54	1.976	15:34:13.196
15 -	34.463			1:51.880	78.29	0.887	15:36:05.076
16 -	35.028			1:54.394	76.57	3.401	15:37:59.470
17 -	34.477			1:51.527 (2)	78.54	0.534	15:39:50.997
18 -	34.565		IN PIT	5:21.684 P	27.23	3:30.691	15:45:12.681
19 -	OUTLAP			1:57.233	74.72	6.240	15:47:09.914
20 -	37.196			2:08.234	68.31	17.241	15:49:18.148
21 -	40.497			2:12.965	65.88	21.972	15:51:31.113
22 -	38.021			2:06.993	68.97	16.000	15:53:38.106
23 -	38.237			2:11.516	66.60	20.523	15:55:49.622
24 -	37.464			1:57.230	74.72	6.237	15:57:46.852
25 -	36.413			1:56.069	75.47	5.076	15:59:42.921
26 -	35.199			1:54.182	76.71	3.189	16:01:37.103
27 -	35.472			1:54.201	76.70	3.208	16:03:31.304
28 -	34.580			1:52.522	77.85	1.529	16:05:23.826
29 -	34.452			1:52.938	77.56	1.945	16:07:16.764
30 -	34.536			1:51.939	78.25	0.946	16:09:08.703
31 -	34.871			1:53.417	77.23	2.424	16:11:02.120
32 -	35.096			1:53.420	77.23	2.427	16:12:55.540
33 -	34.991			1:56.451	75.22	5.458	16:14:51.991
34 -	35.244			1:54.464	76.52	3.471	16:16:46.455
35 -	34.783			1:58.511	73.91	7.518	16:18:44.966

TEGIWA Club Enduro Championship

RACE 12 - SECTOR ANALYSIS

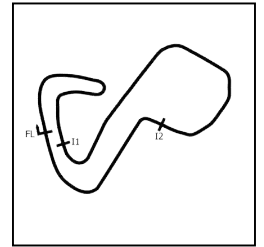


SECTOR 1 = FL to I1, SECTOR 2 = I1 to I2, SECTOR 3 = I2 to FL, DIFF = Difference To Personal Best Lap, P = Crossed Finish Line in Pit Lane, D = Time Disallowed

P25 169 C		SIMMONITE / MANSELL		Mazda MX5			
IDEAL LAP TIME : 2:01.177		BEST LAP TIME : 1:48.926		DIFFERENCE : -12.251			
LAP	SECTOR 1	SECTOR 2	SECTOR 3	LAP TIME	MPH	DIFF	TIME OF DAY
1 -				2:08.568	68.13	19.642	15:03:53.243
2 -	35.127			1:56.518	75.18	7.592	15:05:49.761
3 -	34.677	54.958	32.283	2:01.918	71.85	12.992	15:07:51.679
4 -	37.206			2:51.417	51.10	1:02.491	15:10:43.096
5 -	1:04.120			3:31.550	41.40	1:42.624	15:14:14.646
6 -	1:05.192			3:23.619	43.02	1:34.693	15:17:38.265
7 -	56.482			2:53.705	50.42	1:04.779	15:20:31.970
8 -	56.607			2:26.854	59.65	37.928	15:22:58.824
9 -	35.818			1:53.665	77.06	4.739	15:24:52.489
10 -	34.337			1:52.506	77.86	3.580	15:26:44.995
11 -	34.473			1:52.404	77.93	3.478	15:28:37.399
12 -	35.168			1:52.028	78.19	3.102	15:30:29.427
13 -	34.665			1:51.497	78.56	2.571	15:32:20.924
14 -	34.813			1:52.511	77.85	3.585	15:34:13.435
15 -	34.544		IN PIT	5:44.149	P 25.45	3:55.223	15:39:57.584
16 -	OUTLAP			1:58.610	73.85	9.684	15:41:56.194
17 -	37.541			1:56.891	74.94	7.965	15:43:53.085
18 -	35.605			1:53.353	77.27	4.427	15:45:46.438
19 -	35.101			1:53.376	77.26	4.450	15:47:39.814
20 -	40.934			2:33.030	57.24	44.104	15:50:12.844
21 -	50.709			2:51.643	51.03	1:02.717	15:53:04.487
22 -	46.094			2:13.626	65.55	24.700	15:55:18.113
23 -	35.166			1:52.016	78.20	3.090	15:57:10.129
24 -	35.474			1:52.914	77.57	3.988	15:59:03.043
25 -	36.475			1:52.992	77.52	4.066	16:00:56.035
26 -	35.586			1:54.030	76.82	5.104	16:02:50.065
27 -	34.480			1:51.390	78.64	2.464	16:04:41.455
28 -	34.655			1:50.444 (3)	79.31	1.518	16:06:31.899
29 -	34.120			1:48.926 (1)	80.42		16:08:20.825
30 -	33.936			1:49.994 (2)	79.63	1.068	16:10:10.819
31 -	34.289			1:51.255	78.73	2.329	16:12:02.074
32 -	34.385			1:52.758	77.68	3.832	16:13:54.832
33 -	36.222			1:53.430	77.22	4.504	16:15:48.262
34 -	34.805			1:53.129	77.43	4.203	16:17:41.391
35 -	34.830			1:52.566	77.81	3.640	16:19:33.957

TEGIWA Club Enduro Championship

RACE 12 - SECTOR ANALYSIS

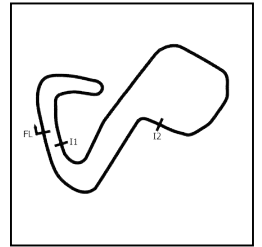


SECTOR 1 = FL to I1, SECTOR 2 = I1 to I2, SECTOR 3 = I2 to FL, DIFF = Difference To Personal Best Lap, P = Crossed Finish Line in Pit Lane, D = Time Disallowed

P26 316 C		MAIRS / REID		BMW 325ti Compact			
IDEAL LAP TIME :		BEST LAP TIME : 1:50.328		DIFFERENCE :			
LAP	SECTOR 1	SECTOR 2	SECTOR 3	LAP TIME	MPH	DIFF	TIME OF DAY
1 -				2:08.358	68.24	18.030	15:03:53.033
2 -	35.059			1:55.975	75.53	5.647	15:05:49.008
3 -	35.102			2:01.930	71.84	11.602	15:07:50.938
4 -	36.867			2:51.180	51.17	1:00.852	15:10:42.118
5 -	1:04.279			3:31.840	41.35	1:41.512	15:14:13.958
6 -	1:05.029		<i>IN PIT</i>	3:52.779	P 37.63	2:02.451	15:18:06.737
7 -	OUTLAP			2:30.972	58.02	40.644	15:20:37.709
8 -	1:00.372			2:31.468	57.83	41.140	15:23:09.177
9 -	35.511			1:55.027	76.15	4.699	15:25:04.204
10 -	35.735			1:55.696	75.71	5.368	15:26:59.900
11 -	36.015			1:57.207	74.73	6.879	15:28:57.107
12 -	35.667			1:55.477	75.85	5.149	15:30:52.584
13 -	36.483			1:56.223	75.37	5.895	15:32:48.807
14 -	36.076		<i>IN PIT</i>	5:26.264	P 26.84	3:35.936	15:38:15.071
15 -	OUTLAP			1:58.607	73.85	8.279	15:40:13.678
16 -	35.232			1:53.317	77.30	2.989	15:42:06.995
17 -	35.626			1:53.473	77.19	3.145	15:44:00.468
18 -	34.507			1:51.665	78.44	1.337	15:45:52.133
19 -	35.224			1:54.294	76.64	3.966	15:47:46.427
20 -	38.643			2:29.685	58.52	39.357	15:50:16.112
21 -	52.990			2:51.416	51.10	1:01.088	15:53:07.528
22 -	47.570			2:14.156	65.29	23.828	15:55:21.684
23 -	34.664			1:57.253	74.70	6.925	15:57:18.937
24 -	39.383			1:56.066	75.47	5.738	15:59:15.003
25 -	35.777			1:52.771	77.67	2.443	16:01:07.774
26 -	35.071			1:51.604	(3) 78.49	1.276	16:02:59.378
27 -	35.746			1:52.206	78.06	1.878	16:04:51.584
28 -	35.173			1:52.755	77.68	2.427	16:06:44.339
29 -	34.577			1:50.328	(1) 79.39		16:08:34.667
30 -	35.008			1:52.677	77.74	2.349	16:10:27.344
31 -	34.496			1:51.222	(2) 78.75	0.894	16:12:18.566
32 -	34.483			1:51.840	78.32	1.512	16:14:10.406
33 -	34.276			1:55.021	76.15	4.693	16:16:05.427
34 -	36.229			1:53.627	77.09	3.299	16:17:59.054
35 -	34.892			2:12.648	66.03	22.320	16:20:11.702

TEGIWA Club Enduro Championship

RACE 12 - SECTOR ANALYSIS

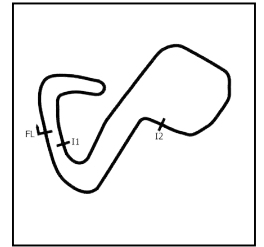


SECTOR 1 = FL to I1, SECTOR 2 = I1 to I2, SECTOR 3 = I2 to FL, DIFF = Difference To Personal Best Lap, P = Crossed Finish Line in Pit Lane, D = Time Disallowed

P27 8 B		TIDMARSH / WEBSTER		Ginetta G40			
IDEAL LAP TIME :		BEST LAP TIME : 1:41.045		DIFFERENCE :			
LAP	SECTOR 1	SECTOR 2	SECTOR 3	LAP TIME	MPH	DIFF	TIME OF DAY
1 -				1:55.501	75.84	14.456	15:03:40.176
2 -	32.324			1:43.169	84.90	2.124	15:05:23.345
3 -	31.540			1:57.945	74.27	16.900	15:07:21.290
4 -	39.304			2:58.208	49.15	1:17.163	15:10:19.498
5 -	57.429			3:29.127	41.88	1:48.082	15:13:48.625
6 -	1:01.313			3:24.844	42.76	1:43.799	15:17:13.469
7 -	53.144			2:56.402	49.65	1:15.357	15:20:09.871
8 -	52.273			2:28.911	58.82	47.866	15:22:38.782
9 -	32.302			1:49.126	80.27	8.081	15:24:27.908
10 -	32.163			1:41.661	86.16	0.616	15:26:09.569
11 -	32.052			1:43.611	84.54	2.566	15:27:53.180
12 -	32.267			1:45.453	83.06	4.408	15:29:38.633
13 -	32.666			1:44.910	83.49	3.865	15:31:23.543
14 -	32.236			1:43.347	84.76	2.302	15:33:06.890
15 -	31.557			1:41.313 (2)	86.46	0.268	15:34:48.203
16 -	31.817			1:42.031	85.85	0.986	15:36:30.234
17 -	31.600			1:41.583 (3)	86.23	0.538	15:38:11.817
18 -	31.620			1:42.525	85.44	1.480	15:39:54.342
19 -	31.933		<i>IN PIT</i>	5:31.946 P	26.38	3:50.901	15:45:26.288
20 -	OUTLAP			1:46.806	82.01	5.761	15:47:13.094
21 -	36.410			2:07.412	68.75	26.367	15:49:20.506
22 -	39.881			2:12.433	66.14	31.388	15:51:32.939
23 -	38.334			2:06.958	68.99	25.913	15:53:39.897
24 -	38.553			2:10.154	67.30	29.109	15:55:50.051
25 -	32.022			1:42.679	85.31	1.634	15:57:32.730
26 -	31.644			1:42.617	85.36	1.572	15:59:15.347
27 -	33.281			1:46.744	82.06	5.699	16:01:02.091
28 -	31.982			1:46.132	82.53	5.087	16:02:48.223
29 -	33.074			1:43.929	84.28	2.884	16:04:32.152
30 -	33.076			1:43.523	84.61	2.478	16:06:15.675
31 -	31.562			1:41.844	86.01	0.799	16:07:57.519
32 -	31.483			1:43.712	84.46	2.667	16:09:41.231
33 -	31.500			1:41.045 (1)	86.69		16:11:22.276

TEGIWA Club Enduro Championship

RACE 12 - SECTOR ANALYSIS

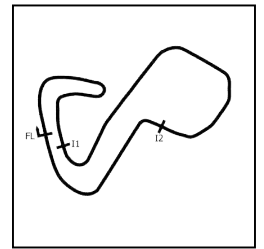


SECTOR 1 = FL to I1, SECTOR 2 = I1 to I2, SECTOR 3 = I2 to FL, DIFF = Difference To Personal Best Lap, P = Crossed Finish Line in Pit Lane, D = Time Disallowed

P28 144 A		LONGDON RI / LONGDON RO		BMW E46 M3			
IDEAL LAP TIME : 1:46.202		BEST LAP TIME : 1:46.202		DIFFERENCE : 0.000			
LAP	SECTOR 1	SECTOR 2	SECTOR 3	LAP TIME	MPH	DIFF	TIME OF DAY
1 -		52.516	26.871	2:10.409	67.17	24.207	15:03:55.084
2 -	36.422	51.257	30.521	1:58.200	74.11	11.998	15:05:53.284
3 -	35.696	53.653	30.988	2:00.337	72.79	14.135	15:07:53.621
4 -	37.104			2:51.662	51.02	1:05.460	15:10:45.283
5 -	1:04.048			3:31.296	41.45	1:45.094	15:14:16.579
6 -	1:04.950			3:23.097	43.13	1:36.895	15:17:39.676
7 -	57.299	1:09.674	47.390	2:54.363	50.23	1:08.161	15:20:34.039
8 -	56.580	1:02.832	27.753	2:27.165	59.52	40.963	15:23:01.204
9 -	36.208	51.939	27.424	1:55.571	75.79	9.369	15:24:56.775
10 -	35.101	51.205	26.661	1:52.967	77.54	6.765	15:26:49.742
11 -	34.827	49.843	27.189	1:51.859	78.31	5.657	15:28:41.601
12 -	34.511	49.901	26.939	1:51.351	78.66	5.149	15:30:32.952
13 -	34.479	49.926	27.555	1:51.960	78.24	5.758	15:32:24.912
14 -	36.223			1:56.491	75.19	10.289	15:34:21.403
15 -	35.042			1:54.848	76.27	8.646	15:36:16.251
16 -	35.668	51.543	29.255	1:56.466	75.21	10.264	15:38:12.717
17 -	34.706			1:51.875	78.30	5.673	15:40:04.592
18 -	34.761		IN PIT	5:30.947	P 26.46	3:44.745	15:45:35.539
19 -	OUTLAP	53.117	28.767	2:04.459	70.38	18.257	15:47:39.998
20 -	43.401	1:05.461	45.140	2:34.002	56.88	47.800	15:50:14.000
21 -	51.221	1:18.583	41.946	2:51.750	51.00	1:05.548	15:53:05.750
22 -	45.979	57.213	30.190	2:13.382	65.67	27.180	15:55:19.132
23 -	36.799	53.664	27.085	1:57.548	74.52	11.346	15:57:16.680
24 -	35.444			1:52.290	78.01	6.088	15:59:08.970
25 -	35.086	1:00.282	26.389	2:01.757	71.94	15.555	16:01:10.727
26 -	34.521	48.244	26.078	1:48.843	80.48	2.641	16:02:59.570
27 -	35.058			1:50.189	79.49	3.987	16:04:49.759
28 -	33.761			1:48.218 (3)	80.94	2.016	16:06:37.977
29 -	33.093	47.412	25.697	1:46.202 (1)	82.48		16:08:24.179
30 -	34.510	48.048	25.968	1:48.526	80.71	2.324	16:10:12.705
31 -	33.295	48.348	26.088	1:47.731 (2)	81.31	1.529	16:12:00.436
32 -	33.316	48.683	26.718	1:48.717	80.57	2.515	16:13:49.153
33 -	33.985			1:50.287	79.42	4.085	16:15:39.440

TEGIWA Club Enduro Championship

RACE 12 - SECTOR ANALYSIS

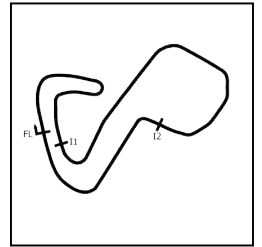


SECTOR 1 = FL to I1, SECTOR 2 = I1 to I2, SECTOR 3 = I2 to FL, DIFF = Difference To Personal Best Lap, P = Crossed Finish Line in Pit Lane, D = Time Disallowed

P29 76 B		Michael DOWNIE		Porsche Boxster S			
IDEAL LAP TIME :		BEST LAP TIME : 1:45.685		DIFFERENCE :			
LAP	SECTOR 1	SECTOR 2	SECTOR 3	LAP TIME	MPH	DIFF	TIME OF DAY
1 -				2:07.085	68.92	21.400	15:03:51.760
2 -	35.759			1:56.173	75.40	10.488	15:05:47.933
3 -	34.413			1:58.647	73.83	12.962	15:07:46.580
4 -	35.010			2:52.932	50.65	1:07.247	15:10:39.512
5 -	1:05.039			3:31.140	41.48	1:45.455	15:14:10.652
6 -	1:04.006			3:24.589	42.81	1:38.904	15:17:35.241
7 -	58.489			2:55.310	49.96	1:09.625	15:20:30.551
8 -	56.989			2:26.659	59.72	40.974	15:22:57.210
9 -	34.944			1:51.690	78.42	6.005	15:24:48.900
10 -	34.060			1:50.209	79.48	4.524	15:26:39.109
11 -	34.247			1:49.845	79.74	4.160	15:28:28.954
12 -	33.867			1:50.041	79.60	4.356	15:30:18.995
13 -	34.288			1:49.127	80.27	3.442	15:32:08.122
14 -	33.359			1:48.239	80.93	2.554	15:33:56.361
15 -	34.002			1:49.995	79.63	4.310	15:35:46.356
16 -	34.130		<i>IN PIT</i>	4:38.844	P 31.41	2:53.159	15:40:25.200
17 -	OUTLAP			1:53.996	76.84	8.311	15:42:19.196
18 -	33.655			1:49.766	79.80	4.081	15:44:08.962
19 -	33.653			1:49.266	80.16	3.581	15:45:58.228
20 -	33.584			1:49.948	79.67	4.263	15:47:48.176
21 -	37.945			2:29.269	58.68	43.584	15:50:17.445
22 -	52.783			2:51.059	51.20	1:05.374	15:53:08.504
23 -	47.336			2:13.785	65.47	28.100	15:55:22.289
24 -	34.031			1:55.179	76.05	9.494	15:57:17.468
25 -	35.137			1:51.682	78.43	5.997	15:59:09.150
26 -	35.078			1:49.247	80.18	3.562	16:00:58.397
27 -	33.337			1:46.634 (3)	82.14	0.949	16:02:45.031
28 -	32.747			1:45.685 (1)	82.88		16:04:30.716
29 -	34.445			1:48.299	80.88	2.614	16:06:19.015
30 -	33.023			1:46.344 (2)	82.37	0.659	16:08:05.359
31 -	34.010			1:48.933	80.41	3.248	16:09:54.292
32 -	33.715			1:48.820	80.49	3.135	16:11:43.112
33 -	33.425			1:47.158	81.74	1.473	16:13:30.270
34 -	33.335			1:47.218	81.70	1.533	16:15:17.488
35 -	33.455			1:47.593	81.41	1.908	16:17:05.081
36 -	33.285			1:47.873	81.20	2.188	16:18:52.954

TEGIWA Club Enduro Championship

RACE 12 - SECTOR ANALYSIS



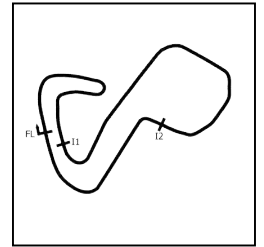
SECTOR 1 = FL to I1, SECTOR 2 = I1 to I2, SECTOR 3 = I2 to FL, DIFF = Difference To Personal Best Lap, P = Crossed Finish Line in Pit Lane, D = Time Disallowed

P30 183 B		COOK S / COOK E		Volkswagen Scirocco			
IDEAL LAP TIME :		BEST LAP TIME : 1:49.007		DIFFERENCE :			
LAP	SECTOR 1	SECTOR 2	SECTOR 3	LAP TIME	MPH	DIFF	TIME OF DAY
1 -				2:01.777	71.93	12.770	15:03:46.452
2 -	33.646			1:51.715	78.41	2.708	15:05:38.167
3 -	33.864			1:54.310	76.63	5.303	15:07:32.477
4 -	40.163			2:57.740	49.28	1:08.733	15:10:30.217
5 -	1:01.926			3:31.875	41.34	1:42.868	15:14:02.092
6 -	1:01.135			3:22.080	43.34	1:33.073	15:17:24.172
7 -	55.091			2:56.644	49.59	1:07.637	15:20:20.816
8 -	53.483			2:25.485	60.21	36.478	15:22:46.301
9 -	33.826			1:51.345	78.67	2.338	15:24:37.646
10 -	35.342			1:56.824	74.98	7.817	15:26:34.470
11 -	34.793			1:52.290	78.01	3.283	15:28:26.760
12 -	34.820		<i>IN PIT</i>	13:55.451	P 10.48	12:06.444	15:42:22.211
13 -	OUTLAP			2:10.387	67.18	21.380	15:44:32.598
14 -	36.820			1:59.126	73.53	10.119	15:46:31.724
15 -	35.926			2:05.310	69.90	16.303	15:48:37.034
16 -	42.885			2:13.516	65.60	24.509	15:50:50.550
17 -	36.883			2:28.066	59.16	39.059	15:53:18.616
18 -	46.680			2:14.246	65.25	25.239	15:55:32.862
19 -	35.951			1:54.669	76.39	5.662	15:57:27.531
20 -	35.194			1:52.339	77.97	3.332	15:59:19.870
21 -	35.368			1:52.283	78.01	3.276	16:01:12.153
22 -	34.044			1:49.991 (3)	79.64	0.984	16:03:02.144
23 -	35.054			1:50.876	79.00	1.869	16:04:53.020
24 -	34.011			1:49.007 (1)	80.36		16:06:42.027
25 -	33.726			1:49.508 (2)	79.99	0.501	16:08:31.535
26 -	34.367		<i>IN PIT</i>	3:41.485	P 39.55	1:52.478	16:12:13.020
27 -	OUTLAP			1:54.491	76.51	5.484	16:14:07.511
28 -	34.019			1:50.862	79.01	1.855	16:15:58.373
29 -	34.430			1:51.338	78.67	2.331	16:17:49.711
30 -	34.703			1:51.314	78.69	2.307	16:19:41.025

P31 66 C		Paul SUBBIANI		BMW 318Ti			
IDEAL LAP TIME : 1:46.491		BEST LAP TIME : 1:46.925		DIFFERENCE : 0.434			
LAP	SECTOR 1	SECTOR 2	SECTOR 3	LAP TIME	MPH	DIFF	TIME OF DAY
1 -				2:04.270	70.49	17.345	15:03:48.945
2 -	34.358			1:51.916	78.27	4.991	15:05:40.861
3 -	33.887			1:56.417	75.24	9.492	15:07:37.278
4 -	38.201			2:56.943	49.50	1:10.018	15:10:34.221
5 -	1:02.085			3:31.135	41.48	1:44.210	15:14:05.356
6 -	1:01.976			3:22.255	43.31	1:35.330	15:17:27.611
7 -	56.288			2:56.689	49.57	1:09.764	15:20:24.300
8 -	52.642			2:23.364	61.10	36.439	15:22:47.664
9 -	33.723	48.679	26.423	1:48.825	80.49	1.900	15:24:36.489
10 -	33.863			1:49.626	79.90	2.701	15:26:26.115
11 -	34.506			1:49.879	79.72	2.954	15:28:15.994
12 -	33.429			1:48.345	80.85	1.420	15:30:04.339
13 -	33.425			1:47.652 (2)	81.37	0.727	15:31:51.991
14 -	34.775	49.107	25.446	1:49.328	80.12	2.403	15:33:41.319
15 -	33.364	47.792	25.769	1:46.925 (1)	81.92		15:35:28.244
16 -	33.350	48.467	<i>IN PIT</i>	5:26.806	P 26.80	3:39.881	15:40:55.050
17 -	OUTLAP			2:00.412	72.74	13.487	15:42:55.462
18 -	33.665	48.902	26.453	1:49.020	80.35	2.095	15:44:44.482
19 -	33.253			1:48.020 (3)	81.09	1.095	15:46:32.502
20 -	34.334			1:59.527	73.28	12.602	15:48:32.029
21 -	43.906			2:15.377	64.70	28.452	15:50:47.406
22 -	35.286	1:11.391	42.102	2:28.779	58.87	41.854	15:53:16.185
23 -	47.078	59.145	26.183	2:12.406	66.15	25.481	15:55:28.591
24 -	33.882			1:50.718	79.11	3.793	15:57:19.309
25 -	34.272			1:50.418	79.33	3.493	15:59:09.727

TEGIWA Club Enduro Championship

RACE 12 - SECTOR ANALYSIS



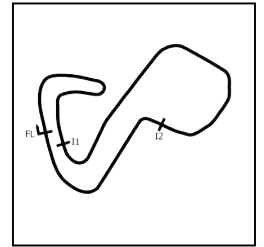
SECTOR 1 = FL to I1, SECTOR 2 = I1 to I2, SECTOR 3 = I2 to FL, DIFF = Difference To Personal Best Lap, P = Crossed Finish Line in Pit Lane, D = Time Disallowed

P32 97 C		CONNELL / WILKINSON-HUGHES		Mazda MX5			
IDEAL LAP TIME : 1:56.731		BEST LAP TIME : 1:45.468		DIFFERENCE : -11.263			
LAP	SECTOR 1	SECTOR 2	SECTOR 3	LAP TIME	MPH	DIFF	TIME OF DAY
1 -	OUTLAP			2:03.923	70.68	18.455	15:03:48.598
2 -	33.587			1:50.655	79.16	5.187	15:05:39.253
3 -	33.726			1:56.955	74.89	11.487	15:07:36.208
4 -	38.314			2:56.833	49.53	1:11.365	15:10:33.041
5 -	1:01.669			3:31.529	41.41	1:46.061	15:14:04.570
6 -	1:01.597			3:21.930	43.38	1:36.462	15:17:26.500
7 -	56.039			2:56.856	49.53	1:11.388	15:20:23.356
8 -	52.750			2:23.794	60.91	38.326	15:22:47.150
9 -	33.679			1:49.978	79.65	4.510	15:24:37.128
10 -	34.288			1:49.607	79.92	4.139	15:26:26.735
11 -	33.344			1:47.804	81.25	2.336	15:28:14.539
12 -	32.870			1:46.559	82.20	1.091	15:30:01.098
13 -	33.253			1:46.182 (3)	82.49	0.714	15:31:47.280
14 -	34.130			1:47.376	81.58	1.908	15:33:34.656
15 -	32.909			1:45.468 (1)	83.05		15:35:20.124
16 -	33.024			1:45.766 (2)	82.82	0.298	15:37:05.890
17 -	33.278			1:46.475	82.27	1.007	15:38:52.365
18 -	32.825			1:46.212	82.47	0.744	15:40:38.577
19 -	33.423		IN PIT	5:37.279 P	25.97	3:51.811	15:46:15.856
20 -	OUTLAP			2:08.274	68.29	22.806	15:48:24.130
21 -	39.151	56.157	27.749	2:03.057	71.18	17.589	15:50:27.187
22 -	45.773			2:43.869	53.45	58.401	15:53:11.056
23 -	46.975			2:13.522	65.60	28.054	15:55:24.578
24 -	34.467	59.863	IN PIT	3:07.204 P	46.79	1:21.736	15:58:31.782

P33 22 A		BROWES P / BROWES L		Seat Leon TCR			
IDEAL LAP TIME : 1:39.074		BEST LAP TIME : 1:40.233		DIFFERENCE : 1.159			
LAP	SECTOR 1	SECTOR 2	SECTOR 3	LAP TIME	MPH	DIFF	TIME OF DAY
1 -				2:01.002	72.39	20.769	15:03:45.677
2 -	32.245	46.300	23.646	1:42.191	85.72	1.958	15:05:27.868
3 -	31.532	47.826	37.983	1:57.341	74.65	17.108	15:07:25.209
4 -	39.617			2:58.139	49.17	1:17.906	15:10:23.348
5 -	58.908	1:43.110	48.487	3:30.505	41.61	1:50.272	15:13:53.853
6 -	1:00.743			3:23.266	43.09	1:43.033	15:17:17.119
7 -	53.902	1:15.651	47.835	2:57.388	49.38	1:17.155	15:20:14.507
8 -	52.325	1:05.148	29.175	2:26.648	59.73	46.415	15:22:41.155
9 -	31.558	45.529	23.976	1:41.063	86.67	0.830	15:24:22.218
10 -	31.620	44.298	24.315	1:40.233 (1)	87.39		15:26:02.451
11 -	31.599	44.911	24.203	1:40.713	86.97	0.480	15:27:43.164
12 -	32.210	45.331	23.957	1:41.498	86.30	1.265	15:29:24.662
13 -	31.459	44.087	24.861	1:40.407 (3)	87.24	0.174	15:31:05.069
14 -	31.756	45.484	24.418	1:41.658	86.16	1.425	15:32:46.727
15 -	31.994	45.119	24.545	1:41.658	86.16	1.425	15:34:28.385
16 -	31.497	44.515	24.703	1:40.715	86.97	0.482	15:36:09.100
17 -	31.779			1:42.134	85.76	1.901	15:37:51.234
18 -	31.802	44.876	24.250	1:40.928	86.79	0.695	15:39:32.162
19 -	32.044	44.352	23.887	1:40.283 (2)	87.35	0.050	15:41:12.445
20 -	31.341	44.440	24.648	1:40.429	87.22	0.196	15:42:52.874
21 -	31.610	44.822	24.431	1:40.863	86.84	0.630	15:44:33.737

TEGIWA Club Enduro Championship

RACE 12 - SECTOR ANALYSIS



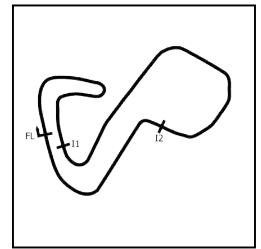
SECTOR 1 = FL to I1, SECTOR 2 = I1 to I2, SECTOR 3 = I2 to FL, DIFF = Difference To Personal Best Lap, P = Crossed Finish Line in Pit Lane, D = Time Disallowed

P34 113 INV Alex RIVETT		Lotus Elise					
IDEAL LAP TIME :		BEST LAP TIME : 1:41.749		DIFFERENCE :			
LAP	SECTOR 1	SECTOR 2	SECTOR 3	LAP TIME	MPH	DIFF	TIME OF DAY
1 -				1:51.540	78.53	9.791	15:03:36.215
2 -	32.452			1:42.763	85.24	1.014	15:05:18.978
3 -	31.975			1:54.749	76.33	13.000	15:07:13.727
4 -	37.326			3:00.379	48.56	1:18.630	15:10:14.106
5 -	56.923			3:28.968	41.91	1:47.219	15:13:43.074
6 -	59.446			3:25.563	42.61	1:43.814	15:17:08.637
7 -	51.171			2:55.459	49.92	1:13.710	15:20:04.096
8 -	51.212			2:29.530	58.58	47.781	15:22:33.626
9 -	34.366			1:45.227	83.24	3.478	15:24:18.853
10 -	31.844			1:42.402	85.54	0.653	15:26:01.255
11 -	31.846			1:41.749 (1)	86.09		15:27:43.004
12 -	32.098			1:42.991	85.05	1.242	15:29:25.995
13 -	31.709			1:41.940 (2)	85.93	0.191	15:31:07.935
14 -	32.135			1:43.819	84.37	2.070	15:32:51.754
15 -	31.926			1:42.285	85.64	0.536	15:34:34.039
16 -	31.726			1:42.081	85.81	0.332	15:36:16.120
17 -	31.699			1:42.057 (3)	85.83	0.308	15:37:58.177
18 -	32.281			1:43.222	84.86	1.473	15:39:41.399
19 -	31.877			1:42.518	85.44	0.769	15:41:23.917
20 -	31.880			1:42.322	85.61	0.573	15:43:06.239
21 -	32.151			1:42.597	85.38	0.848	15:44:48.836

P35 5 C GIBSON / RIGG		Ginetta G40					
IDEAL LAP TIME : 2:07.258		BEST LAP TIME : 2:06.676		DIFFERENCE : -0.582			
LAP	SECTOR 1	SECTOR 2	SECTOR 3	LAP TIME	MPH	DIFF	TIME OF DAY
1 -				2:23.388	61.09	16.712	15:04:08.063
2 -	40.418	1:01.618	33.266	2:15.302	64.74	8.626	15:06:23.365
3 -	42.291			2:25.059	60.38	18.383	15:08:48.424
4 -	43.276			2:25.112	60.36	18.436	15:11:13.536
5 -	41.765			3:06.288	47.02	59.612	15:14:19.824
6 -	1:04.871			3:23.921	42.95	1:17.245	15:17:43.745
7 -	58.074			2:51.992	50.93	45.316	15:20:35.737
8 -	59.411			2:32.493	57.44	25.817	15:23:08.230
9 -	40.822			2:10.695	67.02	4.019	15:25:18.925
10 -	39.081	58.931	29.554	2:07.566 (2)	68.66	0.890	15:27:26.491
11 -	39.524			2:09.992	67.38	3.316	15:29:36.483
12 -	40.370			2:08.869	67.97	2.193	15:31:45.352
13 -	39.518			2:06.676 (1)	69.15		15:33:52.028
14 -	38.773	59.090	IN PIT	5:56.594 P	24.56	3:49.918	15:39:48.622
15 -	OUTLAP			2:15.104	64.83	8.428	15:42:03.726
16 -	39.316			2:08.032 (3)	68.41	1.356	15:44:11.758
17 -	39.020			2:08.646	68.09	1.970	15:46:20.404
18 -	39.346			2:11.360	66.68	4.684	15:48:31.764
19 -	43.798		IN PIT	2:44.503 P	53.25	37.827	15:51:16.267
20 -	OUTLAP			4:33.189	32.06	2:26.513	15:55:49.456
21 -	40.234			2:10.250	67.25	3.574	15:57:59.706

TEGIWA Club Enduro Championship

RACE 12 - SECTOR ANALYSIS



SECTOR 1 = FL to I1, SECTOR 2 = I1 to I2, SECTOR 3 = I2 to FL, DIFF = Difference To Personal Best Lap, P = Crossed Finish Line in Pit Lane, D = Time Disallowed

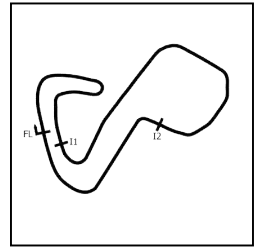
P36 33 A		CLARKE / RITI		BMW M3 CSL			
IDEAL LAP TIME : 1:37.414		BEST LAP TIME : 1:37.709		DIFFERENCE : 0.295			
LAP	SECTOR 1	SECTOR 2	SECTOR 3	LAP TIME	MPH	DIFF	TIME OF DAY
1 -		44.601	23.678	1:44.127	84.12	6.418	15:03:28.802
2 -	31.342	45.236	23.949	1:40.527	87.13	2.818	15:05:09.329
3 -	31.833	45.776	26.520	1:44.129	84.12	6.420	15:06:53.458
4 -	46.820			3:12.461	45.51	1:34.752	15:10:05.919
5 -	55.275			3:29.373	41.83	1:51.664	15:13:35.292
6 -	58.234			3:26.264	42.46	1:48.555	15:17:01.556
7 -	49.566	1:18.810	47.428	2:55.804	49.82	1:18.095	15:19:57.360
8 -	50.320	1:09.447	33.790	2:33.557	57.04	55.848	15:22:30.917
9 -	32.615	45.334	23.779	1:41.728	86.11	4.019	15:24:12.645
10 -	31.398	45.227	23.698	1:40.323	87.31	2.614	15:25:52.968
11 -	31.785	45.034	23.589	1:40.408	87.24	2.699	15:27:33.376
12 -	31.596	45.326	24.188	1:41.110	86.63	3.401	15:29:14.486
13 -	31.296	45.305	24.098	1:40.699	86.99	2.990	15:30:55.185
14 -	31.334	44.807	23.944	1:40.085 (3)	87.52	2.376	15:32:35.270
15 -	31.552		IN PIT	5:22.122 P	27.19	3:44.413	15:37:57.392
16 -	OUTLAP	44.416	23.495	1:41.474	86.32	3.765	15:39:38.866
17 -	30.785	44.029	23.884	1:38.698 (2)	88.75	0.989	15:41:17.564
18 -	31.080	43.330	23.299	1:37.709 (1)	89.65		15:42:55.273

P37 117 A		GADSBY / JONES		BMW Compact			
IDEAL LAP TIME : 1:37.929		BEST LAP TIME : 1:38.082		DIFFERENCE : 0.153			
LAP	SECTOR 1	SECTOR 2	SECTOR 3	LAP TIME	MPH	DIFF	TIME OF DAY
1 -				1:41.915	85.95	3.833	15:03:26.590
2 -	31.281			1:38.253 (3)	89.15	0.171	15:05:04.843
3 -	30.733	44.221	30.233	1:45.187	83.27	7.105	15:06:50.030
4 -	48.531			3:13.918	45.17	1:35.836	15:10:03.948
5 -	54.749			3:28.941	41.92	1:50.859	15:13:32.889
6 -	58.986			3:26.370	42.44	1:48.288	15:16:59.259
7 -	50.013			2:55.913	49.79	1:17.831	15:19:55.172
8 -	50.152			2:35.318	56.39	57.236	15:22:30.490
9 -	32.233			1:40.955	86.76	2.873	15:24:11.445
10 -	30.909	43.839	23.469	1:38.217 (2)	89.18	0.135	15:25:49.662
11 -	30.886	43.743	23.453	1:38.082 (1)	89.31		15:27:27.744
12 -	31.200			1:38.639	88.80	0.557	15:29:06.383
13 -	31.187			1:38.943	88.53	0.861	15:30:45.326

P38 23 A		BIALAN / MASON		Cupra TCR			
IDEAL LAP TIME : 1:37.676		BEST LAP TIME : 1:38.021		DIFFERENCE : 0.345			
LAP	SECTOR 1	SECTOR 2	SECTOR 3	LAP TIME	MPH	DIFF	TIME OF DAY
1 -				1:42.593	85.38	4.572	15:03:27.268
2 -	30.922	43.761	23.338	1:38.021 (1)	89.36		15:05:05.289
3 -	30.742	44.090	IN PIT	12:40.637 P	11.51	11:02.616	15:17:45.926
4 -	OUTLAP	1:08.033	46.936	2:51.437	51.09	1:13.416	15:20:37.363
5 -	58.367			2:30.998	58.01	52.977	15:23:08.361
6 -	31.052	44.944	24.143	1:40.139	87.47	2.118	15:24:48.500
7 -	30.577			1:43.024	85.02	5.003	15:26:31.524
8 -	30.685	45.400	23.567	1:39.652 (3)	87.90	1.631	15:28:11.176
9 -	30.707	43.805	26.163	1:40.675	87.01	2.654	15:29:51.851
10 -	31.731	44.826	IN PIT	4:08.025 P	35.31	2:30.004	15:33:59.876
11 -	OUTLAP	44.269	23.850	1:44.615	83.73	6.594	15:35:44.491
12 -	30.697	43.955	23.864	1:38.516 (2)	88.91	0.495	15:37:23.007

TEGIWA Club Enduro Championship

RACE 12 - SECTOR ANALYSIS



SECTOR 1 = FL to I1, SECTOR 2 = I1 to I2, SECTOR 3 = I2 to FL, DIFF = Difference To Personal Best Lap, P = Crossed Finish Line in Pit Lane, D = Time Disallowed

P39 93 C		Jonathan HAYES		BMW Compact			
IDEAL LAP TIME : 1:51.854		BEST LAP TIME : 1:50.276		DIFFERENCE : -1.578			
LAP	SECTOR 1	SECTOR 2	SECTOR 3	LAP TIME	MPH	DIFF	TIME OF DAY
1 -				2:01.190	72.28	10.914	15:03:45.865
2 -	33.899	48.868	30.076	1:52.843 (2)	77.62	2.567	15:05:38.708
3 -	34.050	51.554	29.087	1:54.691 (3)	76.37	4.415	15:07:33.399
4 -	40.086			2:58.200	49.15	1:07.924	15:10:31.599
5 -	1:01.820			3:31.892	41.34	1:41.616	15:14:03.491
6 -	1:01.314			3:22.236	43.31	1:31.960	15:17:25.727
7 -	54.724			2:56.705	49.57	1:06.429	15:20:22.432
8 -	53.104			2:24.231	60.73	33.955	15:22:46.663
9 -	34.003			1:50.276 (1)	79.43		15:24:36.939

P40 44 A		Alex LIVESLEY		Ginetta G20			
IDEAL LAP TIME : 1:42.714		BEST LAP TIME : 1:42.714		DIFFERENCE : 0.000			
LAP	SECTOR 1	SECTOR 2	SECTOR 3	LAP TIME	MPH	DIFF	TIME OF DAY
1 -		48.968	24.757	1:52.434 (2)	77.91	9.720	15:03:37.109
2 -	31.959	46.128	24.627	1:42.714 (1)	85.28		15:05:19.823

P41 7 A		COX D / COX J		BMW E46 M3			
IDEAL LAP TIME :		BEST LAP TIME : 1:58.654		DIFFERENCE :			
LAP	SECTOR 1	SECTOR 2	SECTOR 3	LAP TIME	MPH	DIFF	TIME OF DAY
1 -				1:58.654 (1)	73.82		15:03:43.329

TEGIWA Club Enduro Championship

RACE 12 - BEST SECTORS

SECTOR 1			SECTOR 2			SECTOR 3			IDEAL / BEST COMPARISON						
POS	NO	NAME	TIME	NO	NAME	TIME	NO	NAME	TIME	POS	NO	NAME	IDEAL	BEST	DIFF
													PERFECT LAP	1:37.102	
1	1	PARKIN	30.473	33	CLARKE / RITI	43.330	33	CLARKE / RITI	23.299	1	33	CLARKE / RITI	1:37.414	1:37.709	0.295
2	23	BIALAN / MASON	30.577	117	GADSBY / JONES	43.743	78	STOCKFORD / JAMES	23.308	2	23	BIALAN / MASON	1:37.676	1:38.021	0.345
3	117	GADSBY / JONES	30.733	23	BIALAN / MASON	43.761	23	BIALAN / MASON	23.338	3	117	GADSBY / JONES	1:37.929	1:38.082	0.153
4	33	CLARKE / RITI	30.785	6	PARKIN / BRYCHTA	43.808	444	BLENCOWE / NORMAN	23.351	4	6	PARKIN / BRYCHTA	1:38.122	1:37.682	-0.440
5	90	IRVING / HENDERSON	30.805	22	BROWES P / BROWES L	44.087	6	PARKIN / BRYCHTA	23.370	5	78	STOCKFORD / JAMES	1:38.922	1:38.817	-0.105
6	444	BLENCOWE / NORMAN	30.831	78	STOCKFORD / JAMES	44.350	117	GADSBY / JONES	23.453	6	22	BROWES P / BROWES L	1:39.074	1:40.233	1.159
7	6	PARKIN / BRYCHTA	30.944	55	SIMMERSON / STANTON	44.533	22	BROWES P / BROWES L	23.646	7	444	BLENCOWE / NORMAN	1:39.369	1:37.511	-1.858
8	25	BALL	31.077	82	WILLIAMS	44.810	82	WILLIAMS	23.805	8	55	SIMMERSON / STANTON	1:39.926	1:40.288	0.362
9	55	SIMMERSON / STANTON	31.236	10	FENWICK / SHEPHERD	45.005	25	BALL	23.925	9	25	BALL	1:40.089	1:38.950	-1.139
10	78	STOCKFORD / JAMES	31.264	25	BALL	45.087	10	FENWICK / SHEPHERD	24.068	10	82	WILLIAMS	1:40.269	1:40.767	0.498
11	69	HAMPSON / SCHULZ	31.306	444	BLENCOWE / NORMAN	45.187	55	SIMMERSON / STANTON	24.157	11	10	FENWICK / SHEPHERD	1:40.665	1:41.111	0.446
12	22	BROWES P / BROWES L	31.341	12	CRILLY	45.291	12	CRILLY	24.312	12	12	CRILLY	1:41.486	1:41.562	0.076
13	8	TIDMARSH / WEBSTER	31.483	51	PACKER	45.296	87	WOODWARD / PARTRIDGE	24.338	13	51	PACKER	1:41.719	1:42.367	0.648
14	13	FAIZEY	31.543	87	WOODWARD / PARTRIDGE	45.663	176	LYNCH W / LYNCH F	24.354	14	87	WOODWARD / PARTRIDGE	1:41.766	1:42.082	0.316
15	10	FENWICK / SHEPHERD	31.592	176	LYNCH W / LYNCH F	45.778	51	PACKER	24.485	15	176	LYNCH W / LYNCH F	1:42.303	1:43.088	0.785
16	82	WILLIAMS	31.654	44	LIVESLEY	46.128	44	LIVESLEY	24.627	16	44	LIVESLEY	1:42.714	1:42.714	0.000
17	113	RIVETT	31.699	83	PUTTERGILL / BENSLEY	46.188	83	PUTTERGILL / BENSLEY	24.831	17	83	PUTTERGILL / BENSLEY	1:42.726	1:41.931	-0.795
18	83	PUTTERGILL / BENSLEY	31.707	43	CHEETHAM / SCHOFIELD	46.793	43	CHEETHAM / SCHOFIELD	25.038	18	43	CHEETHAM / SCHOFIELD	1:44.154	1:43.122	-1.032
19	87	WOODWARD / PARTRIDGE	31.765	144	LONGDON RI / LONGDON RO	47.412	66	SUBBIANI	25.446	19	144	LONGDON RI / LONGDON RO	1:46.202	1:46.202	0.000
20	119	BALLESTEROS / TRUNDLEY	31.870	66	SUBBIANI	47.792	144	LONGDON RI / LONGDON RO	25.697	20	66	SUBBIANI	1:46.491	1:46.925	0.434
21	12	CRILLY	31.883	888	PRICE	48.319	888	PRICE	26.183	21	888	PRICE	1:47.559	1:46.567	-0.992
22	51	PACKER	31.938	93	HAYES	48.868	97	CONNELL / WILKINSON-HUGHES	27.749	22	93	HAYES	1:51.854	1:50.276	-1.578
23	44	LIVESLEY	31.959	169	SIMMONITE / MANSELL	54.958	93	HAYES	29.087	23	97	CONNELL / WILKINSON-HUGHES	1:56.731	1:45.468	-11.263
24	176	LYNCH W / LYNCH F	32.171	97	CONNELL / WILKINSON-HUGHES	56.157	5	GIBSON / RIGG	29.554	24	169	SIMMONITE / MANSELL	2:01.177	1:48.926	-12.251
25	30	L HUGGINS / N HUGGINS	32.269	5	GIBSON / RIGG	58.931	169	SIMMONITE / MANSELL	32.283	25	5	GIBSON / RIGG	2:07.258	2:06.676	-0.582
26	43	CHEETHAM / SCHOFIELD	32.323							26	76	DOWNIE		1:45.685	
27	195	DENNIS / MOOR	32.494							27	8	TIDMARSH / WEBSTER		1:41.045	
28	76	DOWNIE	32.747							28	90	IRVING / HENDERSON		1:38.389	
29	97	CONNELL / WILKINSON-HUGHES	32.825							29	119	BALLESTEROS / TRUNDLEY		1:41.885	
30	16	PEERLESS / STENNING	33.052							30	183	COOK S / COOK E		1:49.007	
31	888	PRICE	33.057							31	481	CHRISTIE		1:47.254	
32	144	LONGDON RI / LONGDON RO	33.093							32	69	HAMPSON / SCHULZ		1:40.362	
33	66	SUBBIANI	33.253							33	13	FAIZEY		1:42.258	
34	481	CHRISTIE	33.262							34	16	PEERLESS / STENNING		1:46.354	
35	183	COOK S / COOK E	33.646							35	46	DOUGILL / HILL		1:50.993	
36	93	HAYES	33.899							36	30	L HUGGINS / N HUGGINS		1:43.470	
37	169	SIMMONITE / MANSELL	33.936							37	7	COX D / COX J		1:58.654	
38	46	DOUGILL / HILL	34.065							38	1	PARKIN		1:37.163	
39	316	MAIRS / REID	34.276							39	195	DENNIS / MOOR		1:44.709	
40	7	COX D / COX J	34.317							40	316	MAIRS / REID		1:50.328	
41	5	GIBSON / RIGG	38.773							41	113	RIVETT		1:41.749	

TEGIWA Club Enduro Championship

RACE 12 - PIT STOP ANALYSIS

P1 1 Scott PARKIN				
STOP	IN TIME	STOP TIME	TOTAL TIME	OUT TIME
1 -	15:33:59.228	3:31.073	3:31.073	15:37:30.301

P2 6 PARKIN / BRYCHTA				
STOP	IN TIME	STOP TIME	TOTAL TIME	OUT TIME
1 -	15:47:31.769	3:43.493	3:43.493	15:51:15.262

P3 25 Darren BALL				
STOP	IN TIME	STOP TIME	TOTAL TIME	OUT TIME
1 -	15:55:17.670	3:26.163	3:26.163	15:58:43.833

P4 78 STOCKFORD / JAMES				
STOP	IN TIME	STOP TIME	TOTAL TIME	OUT TIME
1 -	15:39:32.180	3:35.689	3:35.689	15:43:07.869

P5 444 BLENCOWE / NORMAN				
STOP	IN TIME	STOP TIME	TOTAL TIME	OUT TIME
1 -	15:42:16.423	3:35.864	3:35.864	15:45:52.287

P6 82 Ben WILLIAMS				
STOP	IN TIME	STOP TIME	TOTAL TIME	OUT TIME
1 -	15:43:10.677	3:39.877	3:39.877	15:46:50.554

P7 10 FENWICK / SHEPHERD				
STOP	IN TIME	STOP TIME	TOTAL TIME	OUT TIME
1 -	15:55:23.888	3:32.735	3:32.735	15:58:56.623

P8 90 IRVING / HENDERSON				
STOP	IN TIME	STOP TIME	TOTAL TIME	OUT TIME
1 -	15:56:51.033	3:38.688	3:38.688	16:00:29.721
2 -	16:17:27.208	44.163	4:22.851	16:18:11.371

P9 87 WOODWARD / PARTRIDGE				
STOP	IN TIME	STOP TIME	TOTAL TIME	OUT TIME
1 -	15:35:11.181	3:28.329	3:28.329	15:38:39.510

P10 83 PUTTERGILL / BENSLEY				
STOP	IN TIME	STOP TIME	TOTAL TIME	OUT TIME
1 -	15:36:33.173	3:33.873	3:33.873	15:40:07.046

P11 69 HAMPSON / SCHULZ				
STOP	IN TIME	STOP TIME	TOTAL TIME	OUT TIME
1 -	15:31:03.868	3:48.937	3:48.937	15:34:52.805

P12 51 Jonathan PACKER				
STOP	IN TIME	STOP TIME	TOTAL TIME	OUT TIME
1 -	15:55:32.203	4:01.621	4:01.621	15:59:33.824

P13 176 LYNCH W / LYNCH F				
STOP	IN TIME	STOP TIME	TOTAL TIME	OUT TIME
1 -	15:55:47.345	3:37.508	3:37.508	15:59:24.853

P14 43 CHEETHAM / SCHOFIELD				
STOP	IN TIME	STOP TIME	TOTAL TIME	OUT TIME
1 -	15:41:46.978	3:44.204	3:44.204	15:45:31.182

P15 119 BALLESTEROS / TRUNDLEY				
STOP	IN TIME	STOP TIME	TOTAL TIME	OUT TIME
1 -	15:44:50.254	3:28.887	3:28.887	15:48:19.141

P16 30 L HUGGINS / N HUGGINS				
STOP	IN TIME	STOP TIME	TOTAL TIME	OUT TIME
1 -	15:45:27.637	3:47.338	3:47.338	15:49:14.975

P17 888 Graham PRICE				
STOP	IN TIME	STOP TIME	TOTAL TIME	OUT TIME
1 -	15:35:38.397	3:48.055	3:48.055	15:39:26.452

P18 195 DENNIS / MOOR				
STOP	IN TIME	STOP TIME	TOTAL TIME	OUT TIME
1 -	15:45:45.297	4:03.463	4:03.463	15:49:48.760

P19 16 PEERLESS / STENNING				
STOP	IN TIME	STOP TIME	TOTAL TIME	OUT TIME
1 -	15:42:33.470	3:27.929	3:27.929	15:46:01.399

P20 55 SIMMERSON / STANTON				
STOP	IN TIME	STOP TIME	TOTAL TIME	OUT TIME
1 -	15:32:38.672	1:26.009	1:26.009	15:34:04.681
2 -	15:56:55.953	43.456	2:09.465	15:57:39.409
3 -	15:59:26.594	3:32.105	5:41.570	16:02:58.699

P21 481 Edward CHRISTIE				
STOP	IN TIME	STOP TIME	TOTAL TIME	OUT TIME
1 -	15:57:30.481	3:53.149	3:53.149	16:01:23.630

P22 13 Matt FAIZEY				
STOP	IN TIME	STOP TIME	TOTAL TIME	OUT TIME
1 -	15:39:53.702	3:33.064	3:33.064	15:43:26.766
2 -	15:45:09.672	1:25.604	4:58.668	15:46:35.276
3 -	16:07:37.879	1:24.916	6:23.584	16:09:02.795

P23 12 Liam CRILLY				
STOP	IN TIME	STOP TIME	TOTAL TIME	OUT TIME
1 -	15:43:15.655	6:30.225	6:30.225	15:49:45.880
2 -	16:19:55.084			

P24 46 DOUGILL / HILL				
STOP	IN TIME	STOP TIME	TOTAL TIME	OUT TIME
1 -	15:41:40.600	3:32.081	3:32.081	15:45:12.681

P25 169 SIMMONITE / MANSELL				
STOP	IN TIME	STOP TIME	TOTAL TIME	OUT TIME
1 -	15:36:07.140	3:50.444	3:50.444	15:39:57.584

TEGIWA Club Enduro Championship

RACE 12 - PIT STOP ANALYSIS

P26 316 MAIRS / REID				
STOP	IN TIME	STOP TIME	TOTAL TIME	OUT TIME

1 -	15:17:32.807	33.930	33.930	15:18:06.737
2 -	15:34:41.334	3:33.737	4:07.667	15:38:15.071

P27 8 TIDMARSH / WEBSTER				
STOP	IN TIME	STOP TIME	TOTAL TIME	OUT TIME

1 -	15:41:35.650	3:50.638	3:50.638	15:45:26.288
-----	--------------	----------	----------	--------------

P28 144 LONGDON RI / LONGDON RO				
STOP	IN TIME	STOP TIME	TOTAL TIME	OUT TIME

1 -	15:42:01.193	3:34.346	3:34.346	15:45:35.539
-----	--------------	----------	----------	--------------

P29 76 Michael DOWNIE				
STOP	IN TIME	STOP TIME	TOTAL TIME	OUT TIME

1 -	15:37:35.354	2:49.846	2:49.846	15:40:25.200
-----	--------------	----------	----------	--------------

P30 183 COOK S / COOK E				
STOP	IN TIME	STOP TIME	TOTAL TIME	OUT TIME

1 -	15:30:17.429	12:04.782	12:04.782	15:42:22.211
2 -	16:10:26.708	1:46.312	13:51.094	16:12:13.020

P31 66 Paul SUBBIANI				
STOP	IN TIME	STOP TIME	TOTAL TIME	OUT TIME

1 -	15:37:13.872	3:41.178	3:41.178	15:40:55.050
-----	--------------	----------	----------	--------------

P32 97 CONNELL / WILKINSON-HUGHES				
STOP	IN TIME	STOP TIME	TOTAL TIME	OUT TIME

1 -	15:42:24.744	3:51.112	3:51.112	15:46:15.856
2 -	15:57:28.287	1:03.495	4:54.607	15:58:31.782
3 -	16:00:46.995			

P33 22 BROWES P / BROWES L				
STOP	IN TIME	STOP TIME	TOTAL TIME	OUT TIME

1 -	15:46:14.906			
-----	--------------	--	--	--

P35 5 GIBSON / RIGG				
STOP	IN TIME	STOP TIME	TOTAL TIME	OUT TIME

1 -	15:35:57.977	3:50.645	3:50.645	15:39:48.622
2 -	15:50:45.013	31.254	4:21.899	15:51:16.267
3 -	16:00:11.391			

P36 33 CLARKE / RITI				
STOP	IN TIME	STOP TIME	TOTAL TIME	OUT TIME

1 -	15:34:16.729	3:40.663	3:40.663	15:37:57.392
2 -	15:44:33.791			

P38 23 BIALAN / MASON				
STOP	IN TIME	STOP TIME	TOTAL TIME	OUT TIME

1 -	15:13:27.838	4:18.088	4:18.088	15:17:45.926
2 -	15:31:32.518	2:27.358	6:45.446	15:33:59.876
3 -	15:39:03.454			

P39 93 Jonathan HAYES				
STOP	IN TIME	STOP TIME	TOTAL TIME	OUT TIME

1 -	15:26:31.357			
-----	--------------	--	--	--

P41 7 COX D / COX J				
STOP	IN TIME	STOP TIME	TOTAL TIME	OUT TIME

1 -	15:21:45.682			
-----	--------------	--	--	--

TEGIWA Club Enduro Championship

RACE 12 - STATISTICS

Competitors Started	41
Planned Start	2024-05-19 @ 14:55:00.000
Actual Start	2024-05-19 @ 15:01:44.674
Finish Time	2024-05-19 @ 16:18:11.372
Track Length	2.4332mi.
Total Laps	1248
Total Distance Covered	3036.7454mi.

Session Fastest Lap History

NO	CL	NAME	LAP TIME	TIME OF DAY	LAP	VEHICLE
1	A	Scott PARKIN	1:41.733	15:03:26.417	1	Audi TT TDI
1	A	Scott PARKIN	1:37.988	15:05:04.405	2	Audi TT TDI
1	A	Scott PARKIN	1:37.760	15:27:26.899	11	Audi TT TDI
444	A	BLENCOWE / NORMAN	1:37.511	15:37:20.546	17	SEAT Cupra TCR
1	A	Scott PARKIN	1:37.436	15:40:49.249	17	Audi TT TDI
1	A	Scott PARKIN	1:37.163	15:58:30.360	26	Audi TT TDI

Session Leader History

NO	CL	NAME	FROM LAP	LAPS LED	DISTANCE	VEHICLE
1	A	Scott PARKIN	1	14	34.06 miles	Audi TT TDI
444	A	BLENCOWE / NORMAN	15	5	12.16 miles	SEAT Cupra TCR
90	A	IRVING / HENDERSON	20	7	17.03 miles	Mazda MX5
1	A	Scott PARKIN	27	12	29.19 miles	Audi TT TDI

Flag History

TYPE	TIME OF DAY
GREEN	15:01:44.674
SAFETY	15:06:22.300
GREEN	15:22:21.054
SAFETY	15:47:23.524
GREEN	15:55:10.882
FINISH	16:18:11.372

Flag Statistics

TYPE	COUNT	TOTAL LAPS	TOTAL TIME
Green	3	31	54:57.501
Red	0	0	0.000
Safety Car	2	7	23:46.111
FCY	0	0	0.000

TEGIWA Club Enduro Championship

RACE 12 - STATISTICS

CLASS : A

19 Starters

Fastest Lap History

NO	NAME	LAP TIME	TIME OF DAY	LAP	VEHICLE
1	Scott PARKIN	1:41.733	15:03:26.417	1	Audi TT TDI
1	Scott PARKIN	1:37.988	15:05:04.405	2	Audi TT TDI
1	Scott PARKIN	1:37.760	15:27:26.899	11	Audi TT TDI
444	BLENCOWE / NORMAN	1:37.511	15:37:20.546	17	SEAT Cupra TCR
1	Scott PARKIN	1:37.436	15:40:49.249	17	Audi TT TDI
1	Scott PARKIN	1:37.163	15:58:30.360	26	Audi TT TDI

Leader History

NO	NAME	FROM LAP	LAPS LED	DISTANCE	VEHICLE
1	Scott PARKIN	1	14	34.06 miles	Audi TT TDI
444	BLENCOWE / NORMAN	15	5	12.16 miles	SEAT Cupra TCR
90	IRVING / HENDERSON	20	7	17.03 miles	Mazda MX5
1	Scott PARKIN	27	12	29.19 miles	Audi TT TDI

TEGIWA Club Enduro Championship

RACE 12 - STATISTICS

CLASS : B

12 Starters

Fastest Lap History

NO	NAME	LAP TIME	TIME OF DAY	LAP	VEHICLE
119	BALLESTEROS / TRUNDLEY	1:51.934	15:03:36.631	1	Audi TT
119	BALLESTEROS / TRUNDLEY	1:43.634	15:05:20.266	2	Audi TT
13	Matt FAIZEY	1:43.334	15:05:22.131	2	Porsche Cayman
8	TIDMARSH / WEBSTER	1:43.169	15:05:23.346	2	Ginetta G40
13	Matt FAIZEY	1:42.998	15:24:20.042	9	Porsche Cayman
119	BALLESTEROS / TRUNDLEY	1:42.148	15:26:01.448	10	Audi TT
8	TIDMARSH / WEBSTER	1:41.661	15:26:09.570	10	Ginetta G40
8	TIDMARSH / WEBSTER	1:41.313	15:34:48.204	15	Ginetta G40
8	TIDMARSH / WEBSTER	1:41.045	16:11:22.277	33	Ginetta G40

Leader History

NO	NAME	FROM LAP	LAPS LED	DISTANCE	VEHICLE
119	BALLESTEROS / TRUNDLEY	1	20	48.66 miles	Audi TT
51	Jonathan PACKER	21	5	12.16 miles	Volkswagen Golf GTI
8	TIDMARSH / WEBSTER	26	1	2.43 miles	Ginetta G40
83	PUTTERGILL / BENSLEY	27	5	12.16 miles	Honda Civic Type R
87	WOODWARD / PARTRIDGE	32	6	14.59 miles	BMW M235i

TEGIWA Club Enduro Championship

RACE 12 - STATISTICS

CLASS : C

9 Starters

Fastest Lap History

NO	NAME	LAP TIME	TIME OF DAY	LAP	VEHICLE
195	DENNIS / MOOR	2:00.960	15:03:45.647	1	Honda Civic Type R
195	DENNIS / MOOR	1:51.684	15:05:37.330	2	Honda Civic Type R
97	CONNELL / WILKINSON-HUGHES	1:50.655	15:05:39.268	2	Mazda MX5
195	DENNIS / MOOR	1:46.677	15:24:32.136	9	Honda Civic Type R
195	DENNIS / MOOR	1:46.255	15:26:18.389	10	Honda Civic Type R
195	DENNIS / MOOR	1:46.187	15:28:04.577	11	Honda Civic Type R
97	CONNELL / WILKINSON-HUGHES	1:46.182	15:31:47.297	13	Mazda MX5
97	CONNELL / WILKINSON-HUGHES	1:45.468	15:35:20.140	15	Mazda MX5
195	DENNIS / MOOR	1:45.075	15:36:58.686	16	Honda Civic Type R
195	DENNIS / MOOR	1:44.709	15:38:43.396	17	Honda Civic Type R

Leader History

NO	NAME	FROM LAP	LAPS LED	DISTANCE	VEHICLE
195	DENNIS / MOOR	1	21	51.09 miles	Honda Civic Type R
16	PEERLESS / STENNING	22	3	7.29 miles	Honda Civic Type R
66	Paul SUBBIANI	25	1	2.43 miles	BMW 318Ti
195	DENNIS / MOOR	26	11	26.76 miles	Honda Civic Type R

TEGIWA Club Enduro Championship

RACE 12 - STATISTICS

CLASS : INV

1 Starters

Fastest Lap History

NO	NAME	LAP TIME	TIME OF DAY	LAP	VEHICLE
113	Alex RIVETT	1:51.540	15:03:36.240	1	Lotus Elise
113	Alex RIVETT	1:42.763	15:05:19.004	2	Lotus Elise
113	Alex RIVETT	1:42.402	15:26:01.281	10	Lotus Elise
113	Alex RIVETT	1:41.749	15:27:43.029	11	Lotus Elise

Leader History

NO	NAME	FROM LAP	LAPS LED	DISTANCE	VEHICLE
113	Alex RIVETT	1	21	51.09 miles	Lotus Elise