



# ARMED FORCES RACE CHALLENGE



750 Motor Club Race Meeting  
Croft  
21<sup>st</sup> September 2024



Timing & Results Provided by Timing Solutions Ltd

[www.tsl-timing.com](http://www.tsl-timing.com)

## Armed Forces Race Challenge

### QUALIFYING - RACES 3 & 9 - CLASSIFICATION

POS	NO	CL	PIC	NAME	ENTRY	TIME	ON	LAPS	GAP	DIFF	MPH
1	171*	B	1	Callum MACDOUGALL	Caterham Sigmax	1:34.070	6	8			80.37
2	65	B	2	Mark WHITE	Honda Civic Type R	1:34.114	9	9	0.044	0.044	80.33
3	84	B	3	Alexander SMITH	Honda Integra Type R	1:35.101	8	8	1.031	0.987	79.50
4	301*	B	4	Lloyd HUGGINS	Lotus Exige	1:35.809	7	8	1.739	0.708	78.91
5	55	B	5	Paul RODDISON	VW Scirocco	1:36.019	6	8	1.949	0.210	78.74
6	12	C	1	David RUSSELL	BMW E36	1:36.544	5	6	2.474	0.525	78.31
7	33	A	1	Simon FROWEN	Ginetta G20	1:37.566	8	8	3.496	1.022	77.49
8	8	A	2	Phil ENGLAND	Subaru Impreza	1:38.123	3	7	4.053	0.557	77.05
9	7*	C	2	Kieran LAMBOURNE	BMW E46 330	1:39.384	5	6	5.314	1.261	76.07
10	1	C	3	Jonathan CANDLER	Peugeot 306 GTI	1:39.807	5	7	5.737	0.423	75.75
11	13	B	6	Adam DEWIS	BMW 125	1:39.848	7	8	5.778	0.041	75.72
12	19	B	7	David WALLACE-GEORGE	Volvo S60 T5	1:40.876	3	8	6.806	1.028	74.94
13	62	A	3	Paul MARTIN-JONES	Holden Commodore	1:40.960	7	8	6.890	0.084	74.88
14	71	C	4	Chris SLATOR	BMW E46 M3	1:41.927	2	3	7.857	0.967	74.17
15	96	C	5	Ben MCLAUGHLIN	Renault Clio 172	1:42.395	2	8	8.325	0.468	73.83
16	6	D	1	Douglas INGLIS	Mazda MX5	1:42.890	6	7	8.820	0.495	73.48
17	26	C	6	Gareth MOSS	Mazda MX5	1:43.762	2	7	9.692	0.872	72.86
18	64	C	7	Harry TOWNSEND	Peugeot 306	1:44.177	7	7	10.107	0.415	72.57
19	230	C	8	Paul WATERHOUSE	Peugeot 306 GTI-6	1:44.992	8	8	10.922	0.815	72.01
20	43	D	2	Matthew BEECH	BMW 325i	1:45.183	8	8	11.113	0.191	71.88
21	16	D	3	Trevor HANCOCK	Peugeot 206 GTI	1:45.966	6	7	11.896	0.783	71.34
22	87	D	4	Louis WOODWARD	BMW 116i	1:46.077	6	7	12.007	0.111	71.27
23	72	A	4	Andrew HOLMES	MGB Roadster	1:46.210	5	7	12.140	0.133	71.18
24	51	C	9	Ian COOPER	Daewoo Nexia	1:46.376	7	7	12.306	0.166	71.07
25	444	D	5	Richard PHILLIPS	BMW 116i	1:46.640	7	7	12.570	0.264	70.89
26	24	D	6	Lloyd FOUNTAIN	Toyota MR2	1:46.919	1	4	12.849	0.279	70.71
27	34	B	8	Sean GRAHAM	Sultan Locost	1:47.601	7	7	13.531	0.682	70.26
28	128	D	7	Melissa BEXLEY	BMW 116i	1:47.822	7	7	13.752	0.221	70.12
29	35	C	10	Richard BROWN	Toyota MR2 Roadster	1:48.213	7	7	14.143	0.391	69.86
30	300*	D	8	Euan EVANS	BMW 116i	1:51.135	7	7	17.065	2.922	68.03
31	92	D	9	Jack SQUIRES	BMW 116i	1:51.680	5	7	17.610	0.545	67.69
32	88	D	10	Adam STANBURY	BMW 116i	1:52.152	7	7	18.082	0.472	67.41
33	4	D	11	Mel HYLAND	BMW 116i	1:52.254	7	7	18.184	0.102	67.35
34	28	D	12	Luke ARPINO	Mazda MX5	1:53.067	2	3	18.997	0.813	66.86
35	44	D	13	Gemma BARNSDALE	BMW 116i	1:56.594	6	6	22.524	3.527	64.84
36	69	D	14	Charlie SPICE	BMW 116i	1:57.868	4	6	23.798	1.274	64.14
37	700	C	11	Mark OLIVER	BMW 318is	2:12.473	1	2	38.403	14.605	57.07
38	911	C	12	LERA / ROYLE	Toyota MR2 Roadster	2:12.476	1	3	38.406	0.003	57.07

#### Comments:

\*No. 87 - 1 Lap time disallowed, short cutting the chicane

\*Nos. 171, 300 & 301 - no working transponder, please rectify before your next session

No. 7 - 1 Lap time disallowed; exceeding track limits.

Weather / Track : Cloudy / Dry

These results are provisional until the conclusion of any judicial and technical matters.

Date: 21/09/2024 Start: 10:11 Finish: 10:26

Croft: 2.1001 miles

Clerk Of Course: Ian Denyer

Stewards:

Timekeeper: Stewart Burr



## Armed Forces Race Challenge

### QUALIFYING - RACES 3 & 9 - 2ND FASTEST CLASSIFICATION

POS	NO	CL	PIC	NAME	ENTRY	TIME	ON	LAPS	GAP	DIFF	MPH
1	171*	B	1	Callum MACDOUGALL	Caterham Sigmax	1:34.987	3	8			79.59
2	65	B	2	Mark WHITE	Honda Civic Type R	1:35.066	7	9	0.079	0.079	79.53
3	84	B	3	Alexander SMITH	Honda Integra Type R	1:35.984	5	8	0.997	0.918	78.76
4	55	B	4	Paul RODDISON	VW Scirocco	1:36.184	7	8	1.197	0.200	78.60
5	301*	B	5	Lloyd HUGGINS	Lotus Exige	1:36.414	6	8	1.427	0.230	78.41
6	8	A	1	Phil ENGLAND	Subaru Impreza	1:38.187	2	7	3.200	1.773	77.00
7	12	C	1	David RUSSELL	BMW E36	1:38.258	4	6	3.271	0.071	76.94
8	1	C	2	Jonathan CANDLER	Peugeot 306 GTI	1:39.908	4	7	4.921	1.650	75.67
9	33	A	2	Simon FROWEN	Ginetta G20	1:39.945	7	8	4.958	0.037	75.64
10	13	B	6	Adam DEWIS	BMW 125	1:40.841	2	8	5.854	0.896	74.97
11	7*	C	3	Kieran LAMBOURNE	BMW E46 330	1:40.849	4	6	5.862	0.008	74.96
12	62	A	3	Paul MARTIN-JONES	Holden Commodore	1:41.771	5	8	6.784	0.922	74.29
13	19	B	7	David WALLACE-GEORGE	Volvo S60 T5	1:41.964	2	8	6.977	0.193	74.14
14	96	C	4	Ben MCLAUGHLIN	Renault Clio 172	1:43.432	3	8	8.445	1.468	73.09
15	26	C	5	Gareth MOSS	Mazda MX5	1:44.060	1	7	9.073	0.628	72.65
16	6	D	1	Douglas INGLIS	Mazda MX5	1:44.391	5	7	9.404	0.331	72.42
17	230	C	6	Paul WATERHOUSE	Peugeot 306 GTI-6	1:45.462	7	8	10.475	1.071	71.69
18	64	C	7	Harry TOWNSEND	Peugeot 306	1:45.885	2	7	10.898	0.423	71.40
19	87	D	2	Louis WOODWARD	BMW 116i	1:46.229	5	7	11.242	0.344	71.17
20	16	D	3	Trevor HANCOCK	Peugeot 206 GTI	1:46.369	5	7	11.382	0.140	71.07
21	43	D	4	Matthew BEECH	BMW 325i	1:46.438	7	8	11.451	0.069	71.03
22	71	C	8	Chris SLATOR	BMW E46 M3	1:46.457	1	3	11.470	0.019	71.02
23	51	C	9	Ian COOPER	Daewoo Nexia	1:47.212	6	7	12.225	0.755	70.52
24	72	A	4	Andrew HOLMES	MGB Roadster	1:47.570	7	7	12.583	0.358	70.28
25	444	D	5	Richard PHILLIPS	BMW 116i	1:47.666	6	7	12.679	0.096	70.22
26	128	D	6	Melissa BEXLEY	BMW 116i	1:48.138	6	7	13.151	0.472	69.91
27	24	D	7	Lloyd FOUNTAIN	Toyota MR2	1:48.161	2	4	13.174	0.023	69.90
28	34	B	8	Sean GRAHAM	Sultan Locost	1:49.842	6	7	14.855	1.681	68.83
29	35	C	10	Richard BROWN	Toyota MR2 Roadster	1:49.900	3	7	14.913	0.058	68.79
30	92	D	8	Jack SQUIRES	BMW 116i	1:51.681	7	7	16.694	1.781	67.69
31	300*	D	9	Euan EVANS	BMW 116i	1:52.014	6	7	17.027	0.333	67.49
32	88	D	10	Adam STANBURY	BMW 116i	1:52.435	6	7	17.448	0.421	67.24
33	4	D	11	Mel HYLAND	BMW 116i	1:53.779	6	7	18.792	1.344	66.45
34	28	D	12	Luke ARPINO	Mazda MX5	1:54.906	1	3	19.919	1.127	65.79
35	44	D	13	Gemma BARNSDALE	BMW 116i	1:56.910	2	6	21.923	2.004	64.67
36	69	D	14	Charlie SPICE	BMW 116i	2:00.175	1	6	25.188	3.265	62.91
37	911	C	11	LERA / ROYLE	Toyota MR2 Roadster			3			
38	700	C	12	Mark OLIVER	BMW 318is			2			

#### Comments:

\*No. 87 - 1 Lap time disallowed, short cutting the chicane

\*Nos. 171, 300 & 301 - no working transponder, please rectify before your next session

No. 7 - 1 Lap time disallowed; exceeding track limits.

Weather / Track : Cloudy / Dry

These results are provisional until the conclusion of any judicial and technical matters.

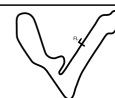
Date: 21/09/2024 Start: 10:11 Finish: 10:26

Croft: 2.1001 miles

Clerk Of Course: Ian Denyer

Stewards:

Timekeeper: Stewart Burr



# Armed Forces Race Challenge

## QUALIFYING - RACES 3 & 9 - LAP ANALYSIS

DIFF = Difference To Personal Best Lap

P1 171 Callum MACDOUGALL				
LAP	LAP TIME	DIFF	MPH	TIME OF DAY
1 -	1:39.980	5.910	75.62	10:15:51.491
2 -	1:36.844	2.774	78.07	10:17:28.335
3 -	1:34.987 (2)	0.917	79.59	10:19:03.322
4 -	1:41.892	7.822	74.20	10:20:45.214
5 -	1:38.728	4.658	76.58	10:22:23.942
<b>6 -</b>	<b>1:34.070 (1)</b>		<b>80.37</b>	<b>10:23:58.012</b>
7 -	1:36.496 (3)	2.426	78.35	10:25:34.508
8 -	1:37.412	3.342	77.61	10:27:11.920

P2 65 Mark WHITE				
LAP	LAP TIME	DIFF	MPH	TIME OF DAY
1 -	1:40.762	6.648	75.03	10:15:13.498
2 -	1:38.188	4.074	77.00	10:16:51.686
3 -	1:36.611	2.497	78.25	10:18:28.297
4 -	1:38.442	4.328	76.80	10:20:06.739
5 -	1:37.247	3.133	77.74	10:21:43.986
6 -	1:36.209 (3)	2.095	78.58	10:23:20.195
7 -	1:35.066 (2)	0.952	79.53	10:24:55.261
8 -	1:36.649	2.535	78.22	10:26:31.910
<b>9 -</b>	<b>1:34.114 (1)</b>		<b>80.33</b>	<b>10:28:06.024</b>

P3 84 Alexander SMITH				
LAP	LAP TIME	DIFF	MPH	TIME OF DAY
1 -	1:39.331	4.230	76.11	10:15:58.596
2 -	1:40.875	5.774	74.95	10:17:39.471
3 -	1:37.615	2.514	77.45	10:19:17.086
4 -	1:39.983	4.882	75.61	10:20:57.069
5 -	1:35.984 (2)	0.883	78.76	10:22:33.053
6 -	1:37.499 (3)	2.398	77.54	10:24:10.552
7 -	1:37.692	2.591	77.39	10:25:48.244
<b>8 -</b>	<b>1:35.101 (1)</b>		<b>79.50</b>	<b>10:27:23.345</b>

P4 301 Lloyd HUGGINS				
LAP	LAP TIME	DIFF	MPH	TIME OF DAY
1 -	1:36.859 (3)	1.050	78.05	10:15:19.107
2 -	1:37.233	1.424	77.75	10:16:56.340
3 -	1:43.311	7.502	73.18	10:18:39.651
4 -	1:42.391	6.582	73.84	10:20:22.042
5 -	1:37.904	2.095	77.22	10:21:59.946
6 -	1:36.414 (2)	0.605	78.41	10:23:36.360
<b>7 -</b>	<b>1:35.809 (1)</b>		<b>78.91</b>	<b>10:25:12.169</b>
8 -	1:38.313	2.504	76.90	10:26:50.482

P5 55 Paul RODDISON				
LAP	LAP TIME	DIFF	MPH	TIME OF DAY
1 -	1:39.891	3.872	75.68	10:16:05.033
2 -	1:42.123	6.104	74.03	10:17:47.156
3 -	1:42.190	6.171	73.98	10:19:29.346
4 -	1:41.726	5.707	74.32	10:21:11.072
5 -	1:38.931	2.912	76.42	10:22:50.003
<b>6 -</b>	<b>1:36.019 (1)</b>		<b>78.74</b>	<b>10:24:26.022</b>
7 -	1:36.184 (2)	0.165	78.60	10:26:02.206
8 -	1:37.626 (3)	1.607	77.44	10:27:39.832

P6 12 David RUSSELL				
LAP	LAP TIME	DIFF	MPH	TIME OF DAY
1 -	1:40.376	3.832	75.32	10:15:12.416
2 -	1:38.911 (3)	2.367	76.43	10:16:51.327

DIFF = Difference To Personal Best Lap

3 -	1:39.793	3.249	75.76	10:18:31.120
4 -	1:38.258 (2)	1.714	76.94	10:20:09.378
<b>5 -</b>	<b>1:36.544 (1)</b>		<b>78.31</b>	<b>10:21:45.922</b>
6 -	2:03.331 P	26.787	61.30	10:23:49.253

P7 33 Simon FROWEN				
LAP	LAP TIME	DIFF	MPH	TIME OF DAY
1 -	1:48.739	11.173	69.52	10:15:36.362
2 -	1:41.936	4.370	74.17	10:17:18.298
3 -	1:40.532 (3)	2.966	75.20	10:18:58.830
4 -	1:43.411	5.845	73.11	10:20:42.241
5 -	1:43.191	5.625	73.26	10:22:25.432
6 -	1:42.627	5.061	73.67	10:24:08.059
7 -	1:39.945 (2)	2.379	75.64	10:25:48.004
<b>8 -</b>	<b>1:37.566 (1)</b>		<b>77.49</b>	<b>10:27:25.570</b>

P8 8 Phil ENGLAND				
LAP	LAP TIME	DIFF	MPH	TIME OF DAY
1 -	1:44.612	6.489	72.27	10:15:45.863
2 -	1:38.187 (2)	0.064	77.00	10:17:24.050
<b>3 -</b>	<b>1:38.123 (1)</b>		<b>77.05</b>	<b>10:19:02.173</b>
4 -	1:43.768 P	5.645	72.86	10:20:45.941
5 -	2:44.209	1:06.086	46.04	10:23:30.150
6 -	1:40.454	2.331	75.26	10:25:10.604
7 -	1:40.103 (3)	1.980	75.52	10:26:50.707

P9 7 Kieran LAMBOURNE				
LAP	LAP TIME	DIFF	MPH	TIME OF DAY
1 -	1:49.996 P	10.612	68.73	10:17:03.650
2 -	3:59.935	2:20.551	31.51	10:21:03.585
3 -	1:44.403 (3)	5.019	72.41	10:22:47.988
4 -	1:40.849 (2)	1.465	74.96	10:24:28.837
<b>5 -</b>	<b>1:39.384 (1)</b>		<b>76.07</b>	<b>10:26:08.221</b>
6 -	4:39.477 D	0.093	76.00	10:27:47.698

P10 1 Jonathan CANDLER				
LAP	LAP TIME	DIFF	MPH	TIME OF DAY
1 -	1:42.328	2.521	73.88	10:16:52.759
2 -	1:39.911 (3)	0.104	75.67	10:18:32.670
3 -	1:40.298	0.491	75.38	10:20:12.968
4 -	1:39.908 (2)	0.101	75.67	10:21:52.876
<b>5 -</b>	<b>1:39.807 (1)</b>		<b>75.75</b>	<b>10:23:32.683</b>
6 -	1:41.072	1.265	74.80	10:25:13.755
7 -	1:40.334	0.527	75.35	10:26:54.089

P11 13 Adam DEWIS				
LAP	LAP TIME	DIFF	MPH	TIME OF DAY
1 -	1:42.731	2.883	73.59	10:16:21.656
2 -	1:40.841 (2)	0.993	74.97	10:18:02.497
3 -	1:42.309	2.461	73.89	10:19:44.806
4 -	1:42.627	2.779	73.67	10:21:27.433
5 -	1:40.883 (3)	1.035	74.94	10:23:08.316
6 -	1:42.102	2.254	74.04	10:24:50.418
<b>7 -</b>	<b>1:39.848 (1)</b>		<b>75.72</b>	<b>10:26:30.266</b>
8 -	1:41.943	2.095	74.16	10:28:12.209

P12 19 David WALLACE-GEORGE				
LAP	LAP TIME	DIFF	MPH	TIME OF DAY
1 -	1:42.989 (3)	2.113	73.41	10:15:24.432
2 -	1:41.964 (2)	1.088	74.14	10:17:06.396

# Armed Forces Race Challenge

## QUALIFYING - RACES 3 & 9 - LAP ANALYSIS

DIFF = Difference To Personal Best Lap

3 -	<b>1:40.876 (1)</b>		<b>74.94</b>	<b>10:18:47.272</b>
4 -	1:47.542	6.666	70.30	10:20:34.814
5 -	1:43.364	2.488	73.14	10:22:18.178
6 -	1:43.001	2.125	73.40	10:24:01.179
7 -	1:48.747	7.871	69.52	10:25:49.926
8 -	1:43.237	2.361	73.23	10:27:33.163

P13 62 Paul MARTIN-JONES				
LAP	LAP TIME	DIFF	MPH	TIME OF DAY
1 -	1:48.734	7.774	69.53	10:16:00.509
2 -	1:50.586	9.626	68.36	10:17:51.095
3 -	1:42.582 (3)	1.622	73.70	10:19:33.677
4 -	1:46.273	5.313	71.14	10:21:19.950
5 -	1:41.771 (2)	0.811	74.29	10:23:01.721
6 -	1:44.823	3.863	72.12	10:24:46.544
7 -	<b>1:40.960 (1)</b>		<b>74.88</b>	<b>10:26:27.504</b>
8 -	1:57.863 P	16.903	64.14	10:28:25.367

P14 71 Chris SLATOR				
LAP	LAP TIME	DIFF	MPH	TIME OF DAY
1 -	1:46.457 (2)	4.530	71.02	10:16:46.823
2 -	<b>1:41.927 (1)</b>		<b>74.17</b>	<b>10:18:28.750</b>
3 -	2:29.752 P	47.825	50.48	10:20:58.502

P15 96 Ben MCLAUGHLIN				
LAP	LAP TIME	DIFF	MPH	TIME OF DAY
1 -	1:45.472	3.077	71.68	10:15:29.233
2 -	<b>1:42.395 (1)</b>		<b>73.83</b>	<b>10:17:11.628</b>
3 -	1:43.432 (2)	1.037	73.09	10:18:55.060
4 -	1:45.773	3.378	71.47	10:20:40.833
5 -	1:43.438 (3)	1.043	73.09	10:22:24.271
6 -	1:43.761	1.366	72.86	10:24:08.032
7 -	1:43.936	1.541	72.74	10:25:51.968
8 -	1:45.669	3.274	71.55	10:27:37.637

P16 6 Douglas INGLIS				
LAP	LAP TIME	DIFF	MPH	TIME OF DAY
1 -	1:44.454 (3)	1.564	72.38	10:16:24.062
2 -	1:45.079	2.189	71.95	10:18:09.141
3 -	1:46.491	3.601	70.99	10:19:55.632
4 -	1:45.386	2.496	71.74	10:21:41.018
5 -	1:44.391 (2)	1.501	72.42	10:23:25.409
6 -	<b>1:42.890 (1)</b>		<b>73.48</b>	<b>10:25:08.299</b>
7 -	1:45.096	2.206	71.94	10:26:53.395

P17 26 Gareth MOSS				
LAP	LAP TIME	DIFF	MPH	TIME OF DAY
1 -	1:44.060 (2)	0.298	72.65	10:16:25.988
2 -	<b>1:43.762 (1)</b>		<b>72.86</b>	<b>10:18:09.750</b>
3 -	1:44.344	0.582	72.45	10:19:54.094
4 -	1:47.589	3.827	70.27	10:21:41.683
5 -	1:44.258	0.496	72.51	10:23:25.941
6 -	1:44.283	0.521	72.50	10:25:10.224
7 -	1:44.090 (3)	0.328	72.63	10:26:54.314

P18 64 Harry TOWNSEND				
LAP	LAP TIME	DIFF	MPH	TIME OF DAY
1 -	1:48.963	4.786	69.38	10:16:22.504
2 -	1:45.885 (2)	1.708	71.40	10:18:08.389
3 -	1:49.254	5.077	69.20	10:19:57.643

DIFF = Difference To Personal Best Lap

4 -	1:46.852	2.675	70.75	10:21:44.495
5 -	1:46.094 (3)	1.917	71.26	10:23:30.589
6 -	1:53.133	8.956	66.82	10:25:23.722
7 -	<b>1:44.177 (1)</b>		<b>72.57</b>	<b>10:27:07.899</b>

P19 230 Paul WATERHOUSE				
LAP	LAP TIME	DIFF	MPH	TIME OF DAY
1 -	1:46.170 (3)	1.178	71.21	10:15:51.641
2 -	1:46.932	1.940	70.70	10:17:38.573
3 -	1:49.269	4.277	69.19	10:19:27.842
4 -	1:47.464	2.472	70.35	10:21:15.306
5 -	1:46.860	1.868	70.75	10:23:02.166
6 -	1:47.896	2.904	70.07	10:24:50.062
7 -	1:45.462 (2)	0.470	71.69	10:26:35.524
8 -	<b>1:44.992 (1)</b>		<b>72.01</b>	<b>10:28:20.516</b>

P20 43 Matthew BEECH				
LAP	LAP TIME	DIFF	MPH	TIME OF DAY
1 -	1:50.165	4.982	68.62	10:15:54.651
2 -	1:48.483	3.300	69.69	10:17:43.134
3 -	1:48.503	3.320	69.68	10:19:31.637
4 -	1:48.617	3.434	69.60	10:21:20.254
5 -	1:47.064 (3)	1.881	70.61	10:23:07.318
6 -	1:47.162	1.979	70.55	10:24:54.480
7 -	1:46.438 (2)	1.255	71.03	10:26:40.918
8 -	<b>1:45.183 (1)</b>		<b>71.88</b>	<b>10:28:26.101</b>

P21 16 Trevor HANCOCK				
LAP	LAP TIME	DIFF	MPH	TIME OF DAY
1 -	1:49.277	3.311	69.18	10:16:10.161
2 -	1:47.677	1.711	70.21	10:17:57.838
3 -	1:48.994	3.028	69.36	10:19:46.832
4 -	1:46.550 (3)	0.584	70.95	10:21:33.382
5 -	1:46.369 (2)	0.403	71.07	10:23:19.751
6 -	<b>1:45.966 (1)</b>		<b>71.34</b>	<b>10:25:05.717</b>
7 -	1:47.962	1.996	70.03	10:26:53.679

P22 87 Louis WOODWARD				
LAP	LAP TIME	DIFF	MPH	TIME OF DAY
1 -	1:46.983	0.906	70.67	10:16:28.577
2 -	1:46.795 (3)	0.718	70.79	10:18:15.372
3 -	1:49.898	3.821	68.79	10:20:05.270
4 -	1:45.929 D		71.37	10:21:51.199
5 -	1:46.229 (2)	0.152	71.17	10:23:37.428
6 -	<b>1:46.077 (1)</b>		<b>71.27</b>	<b>10:25:23.505</b>
7 -	1:51.251 P	5.174	67.96	10:27:14.756

P23 72 Andrew HOLMES				
LAP	LAP TIME	DIFF	MPH	TIME OF DAY
1 -	1:55.688	9.478	65.35	10:16:14.706
2 -	1:49.147	2.937	69.27	10:18:03.853
3 -	1:50.026	3.816	68.71	10:19:53.879
4 -	1:49.434	3.224	69.08	10:21:43.313
5 -	<b>1:46.210 (1)</b>		<b>71.18</b>	<b>10:23:29.523</b>
6 -	1:49.083 (3)	2.873	69.31	10:25:18.606
7 -	1:47.570 (2)	1.360	70.28	10:27:06.176

P24 51 Ian COOPER				
LAP	LAP TIME	DIFF	MPH	TIME OF DAY
1 -	1:53.358	6.982	66.69	10:16:23.467

# Armed Forces Race Challenge

## QUALIFYING - RACES 3 & 9 - LAP ANALYSIS

DIFF = Difference To Personal Best Lap

2 -	1:49.917 (3)	3.541	68.78	10:18:13.384
3 -	1:50.751	4.375	68.26	10:20:04.135
4 -	1:50.807	4.431	68.23	10:21:54.942
5 -	1:51.940	5.564	67.54	10:23:46.882
6 -	1:47.212 (2)	0.836	70.52	10:25:34.094
7 -	<b>1:46.376 (1)</b>		<b>71.07</b>	<b>10:27:20.470</b>

### P25 444 Richard PHILLIPS

LAP	LAP TIME	DIFF	MPH	TIME OF DAY
1 -	1:47.820 (3)	1.180	70.12	10:16:29.937
2 -	1:48.413	1.773	69.73	10:18:18.350
3 -	1:49.603	2.963	68.98	10:20:07.953
4 -	1:48.520	1.880	69.67	10:21:56.473
5 -	1:48.290	1.650	69.81	10:23:44.763
6 -	1:47.666 (2)	1.026	70.22	10:25:32.429
7 -	<b>1:46.640 (1)</b>		<b>70.89</b>	<b>10:27:19.069</b>

### P26 24 Lloyd FOUNTAIN

LAP	LAP TIME	DIFF	MPH	TIME OF DAY
1 -	<b>1:46.919 (1)</b>		<b>70.71</b>	<b>10:16:27.383</b>
2 -	1:48.161 (2)	1.242	69.90	10:18:15.544
3 -	1:50.172 (3)	3.253	68.62	10:20:05.716
4 -	1:45.620 P		71.58	10:21:51.336

### P27 34 Sean GRAHAM

LAP	LAP TIME	DIFF	MPH	TIME OF DAY
1 -	1:58.085	10.484	64.02	10:16:48.008
2 -	1:52.044	4.443	67.47	10:18:40.052
3 -	1:55.471	7.870	65.47	10:20:35.523
4 -	1:53.168	5.567	66.80	10:22:28.691
5 -	1:51.374 (3)	3.773	67.88	10:24:20.065
6 -	1:49.842 (2)	2.241	68.83	10:26:09.907
7 -	<b>1:47.601 (1)</b>		<b>70.26</b>	<b>10:27:57.508</b>

### P28 128 Melissa BEXLEY

LAP	LAP TIME	DIFF	MPH	TIME OF DAY
1 -	1:59.737	11.915	63.14	10:16:49.888
2 -	1:52.538	4.716	67.18	10:18:42.426
3 -	1:50.900	3.078	68.17	10:20:33.326
4 -	1:49.765	1.943	68.88	10:22:23.091
5 -	1:48.729 (3)	0.907	69.53	10:24:11.820
6 -	1:48.138 (2)	0.316	69.91	10:25:59.958
7 -	<b>1:47.822 (1)</b>		<b>70.12</b>	<b>10:27:47.780</b>

### P29 35 Richard BROWN

LAP	LAP TIME	DIFF	MPH	TIME OF DAY
1 -	1:50.540	2.327	68.39	10:15:57.565
2 -	1:51.716	3.503	67.67	10:17:49.281
3 -	1:49.900 (2)	1.687	68.79	10:19:39.181
4 -	1:55.434	7.221	65.49	10:21:34.615
5 -	1:51.657	3.444	67.71	10:23:26.272
6 -	1:50.239 (3)	2.026	68.58	10:25:16.511
7 -	<b>1:48.213 (1)</b>		<b>69.86</b>	<b>10:27:04.724</b>

### P30 300 Euan EVANS

LAP	LAP TIME	DIFF	MPH	TIME OF DAY
1 -	1:54.391	3.256	66.09	10:15:53.157
2 -	1:57.686	6.551	64.24	10:17:50.843
3 -	1:52.305 (3)	1.170	67.32	10:19:43.148
4 -	1:52.612	1.477	67.13	10:21:35.760

DIFF = Difference To Personal Best Lap

5 -	1:52.409	1.274	67.25	10:23:28.169
6 -	1:52.014 (2)	0.879	67.49	10:25:20.183
7 -	<b>1:51.135 (1)</b>		<b>68.03</b>	<b>10:27:11.318</b>

### P31 92 Jack SQUIRES

LAP	LAP TIME	DIFF	MPH	TIME OF DAY
1 -	1:53.486	1.806	66.62	10:16:22.935
2 -	1:56.524	4.844	64.88	10:18:19.459
3 -	1:54.079	2.399	66.27	10:20:13.538
4 -	1:51.695 (3)	0.015	67.68	10:22:05.233
5 -	<b>1:51.680 (1)</b>		<b>67.69</b>	<b>10:23:56.913</b>
6 -	1:52.200	0.520	67.38	10:25:49.113
7 -	1:51.681 (2)	0.001	67.69	10:27:40.794

### P32 88 Adam STANBURY

LAP	LAP TIME	DIFF	MPH	TIME OF DAY
1 -	1:53.169 (3)	1.017	66.80	10:16:17.785
2 -	1:56.093	3.941	65.12	10:18:13.878
3 -	1:55.305	3.153	65.57	10:20:09.183
4 -	1:53.185	1.033	66.79	10:22:02.368
5 -	1:53.183	1.031	66.79	10:23:55.551
6 -	1:52.435 (2)	0.283	67.24	10:25:47.986
7 -	<b>1:52.152 (1)</b>		<b>67.41</b>	<b>10:27:40.138</b>

### P33 4 Mel HYLAND

LAP	LAP TIME	DIFF	MPH	TIME OF DAY
1 -	1:58.766	6.512	63.65	10:15:40.992
2 -	1:53.794 (3)	1.540	66.44	10:17:34.786
3 -	1:55.257	3.003	65.59	10:19:30.043
4 -	1:54.956	2.702	65.76	10:21:24.999
5 -	1:55.676	3.422	65.36	10:23:20.675
6 -	1:53.779 (2)	1.525	66.45	10:25:14.454
7 -	<b>1:52.254 (1)</b>		<b>67.35</b>	<b>10:27:06.708</b>

### P34 28 Luke ARPINO

LAP	LAP TIME	DIFF	MPH	TIME OF DAY
1 -	1:54.906 (2)	1.839	65.79	10:15:47.838
2 -	<b>1:53.067 (1)</b>		<b>66.86</b>	<b>10:17:40.905</b>
3 -	1:50.134 P		68.64	10:19:31.039

### P35 44 Gemma BARNSDALE

LAP	LAP TIME	DIFF	MPH	TIME OF DAY
1 -	2:03.304	6.710	61.31	10:16:51.066
2 -	1:56.910 (2)	0.316	64.67	10:18:47.976
3 -	2:08.327	11.733	58.91	10:20:56.303
4 -	1:58.301 (3)	1.707	63.91	10:22:54.604
5 -	1:59.407	2.813	63.31	10:24:54.011
6 -	<b>1:56.594 (1)</b>		<b>64.84</b>	<b>10:26:50.605</b>

### P36 69 Charlie SPICE

LAP	LAP TIME	DIFF	MPH	TIME OF DAY
1 -	2:00.175 (2)	2.307	62.91	10:16:46.078
2 -	2:01.349 (3)	3.481	62.30	10:18:47.427
3 -	2:10.419	12.551	57.97	10:20:57.846
4 -	<b>1:57.868 (1)</b>		<b>64.14</b>	<b>10:22:55.714</b>
5 -	2:01.902	4.034	62.02	10:24:57.616
6 -	2:02.082	4.214	61.93	10:26:59.698

# Armed Forces Race Challenge

## QUALIFYING - RACES 3 & 9 - LAP ANALYSIS

DIFF = Difference To Personal Best Lap

<b>P37 700 Mark OLIVER</b>				
LAP	LAP TIME	DIFF	MPH	TIME OF DAY
1 -	<b>2:12.473 (1)</b>		<b>57.07</b>	<b>10:17:54.587</b>
2 -	2:10.098 <b>P</b>		58.11	10:20:04.685

<b>P38 911 LERA / ROYLE</b>				
LAP	LAP TIME	DIFF	MPH	TIME OF DAY
1 -	<b>2:12.476 (1)</b>		<b>57.07</b>	<b>10:18:02.746</b>
2 -	2:13.198 <b>P</b>	0.722	56.76	10:20:15.944
3 -	6:49.083	4:36.607	18.48	10:27:05.027

# Armed Forces Race Challenge

## QUALIFYING - RACES 3 & 9 - STATISTICS

**Competitors Started** 38  
**Planned Start** 2024-09-21 @ 10:15:00.000  
**Actual Start** 2024-09-21 @ 10:11:43.190  
**Finish Time** 2024-09-21 @ 10:26:44.485  
**Track Length** 2.1001mi.  
**Total Laps** 255  
**Total Distance Covered** 535.5439mi.

### Session Fastest Lap History

NO	CL	NAME	LAP TIME	TIME OF DAY	LAP	VEHICLE
12	C	David RUSSELL	<b>1:40.376</b>	10:15:12.427	1	BMW E36
301	B	Lloyd HUGGINS	<b>1:36.859</b>	10:15:19.107	1	Lotus Exige
171	B	Callum MACDOUGALL	<b>1:36.844</b>	10:17:28.335	2	Caterham Sigmax
65	B	Mark WHITE	<b>1:36.611</b>	10:18:28.314	3	Honda Civic Type R
171	B	Callum MACDOUGALL	<b>1:34.987</b>	10:19:03.322	3	Caterham Sigmax
171	B	Callum MACDOUGALL	<b>1:34.070</b>	10:23:58.012	6	Caterham Sigmax

### Flag History

TYPE	TIME OF DAY
GREEN	10:11:43.190
FINISH	10:26:44.485

### Flag Statistics

TYPE	COUNT	TOTAL LAPS	TOTAL TIME
Green	1	9	17:47.234
Red	0	0	0.000
Safety Car	0	0	0.000
FCY	0	0	0.000



# Armed Forces Race Challenge

## QUALIFYING - RACES 3 & 9 - STATISTICS

CLASS : D

14 Starters

### Fastest Lap History

NO	NAME	LAP TIME	TIME OF DAY	LAP	VEHICLE
4	Mel HYLAND	1:58.766	10:15:41.014	1	BMW 116i
28	Luke ARPINO	1:54.906	10:15:47.853	1	Mazda MX5
300	Euan EVANS	1:54.391	10:15:53.157	1	BMW 116i
43	Matthew BEECH	1:50.165	10:15:54.668	1	BMW 325i
16	Trevor HANCOCK	1:49.277	10:16:10.177	1	Peugeot 206 GTI
6	Douglas INGLIS	1:44.454	10:16:24.079	1	Mazda MX5
6	Douglas INGLIS	1:44.391	10:23:25.426	5	Mazda MX5
6	Douglas INGLIS	1:42.890	10:25:08.315	6	Mazda MX5

## Armed Forces Race Challenge

### QUALIFYING - RACES 3 & 9 - STATISTICS

CLASS : A

4 Starters

#### Fastest Lap History

NO	NAME	LAP TIME	TIME OF DAY	LAP	VEHICLE
33	Simon FROWEN	<b>1:48.739</b>	10:15:36.377	1	Ginetta G20
8	Phil ENGLAND	<b>1:44.612</b>	10:15:45.869	1	Subaru Impreza
33	Simon FROWEN	<b>1:41.936</b>	10:17:18.314	2	Ginetta G20
8	Phil ENGLAND	<b>1:38.187</b>	10:17:24.055	2	Subaru Impreza
8	Phil ENGLAND	<b>1:38.123</b>	10:19:02.178	3	Subaru Impreza
33	Simon FROWEN	<b>1:37.566</b>	10:27:25.586	8	Ginetta G20

## Armed Forces Race Challenge

### QUALIFYING - RACES 3 & 9 - STATISTICS

CLASS : B

8 Starters

#### Fastest Lap History

NO	NAME	LAP TIME	TIME OF DAY	LAP	VEHICLE
65	Mark WHITE	1:40.762	10:15:13.516	1	Honda Civic Type R
301	Lloyd HUGGINS	1:36.859	10:15:19.107	1	Lotus Exige
171	Callum MACDOUGALL	1:36.844	10:17:28.335	2	Caterham SigmaX
65	Mark WHITE	1:36.611	10:18:28.314	3	Honda Civic Type R
171	Callum MACDOUGALL	1:34.987	10:19:03.322	3	Caterham SigmaX
171	Callum MACDOUGALL	1:34.070	10:23:58.012	6	Caterham SigmaX

# Armed Forces Race Challenge

## QUALIFYING - RACES 3 & 9 - STATISTICS

CLASS : C


12 Starters

### Fastest Lap History

NO	NAME	LAP TIME	TIME OF DAY	LAP	VEHICLE
12	David RUSSELL	<b>1:40.376</b>	10:15:12.427	1	BMW E36
12	David RUSSELL	<b>1:38.911</b>	10:16:51.339	2	BMW E36
12	David RUSSELL	<b>1:38.258</b>	10:20:09.390	4	BMW E36
12	David RUSSELL	<b>1:36.544</b>	10:21:45.933	5	BMW E36

**Armed Forces Race Challenge**

**RACE 3 - GRID (20 minutes) - AMENDED**

ROW 20	39	<b>49</b> Brian WATSON	
ROW 19	37	<b>700</b> 2:12.473 Mark OLIVER	38 <b>911</b> 2:12.476 LERA / ROYLE
ROW 18	35	<b>44</b> 1:56.594 Gemma BARNSDALE	36 <b>69</b> 1:57.868 Charlie SPICE
ROW 17	33	<b>4</b> 1:52.254 Mel HYLAND	34 <b>28</b> 1:53.067 Luke ARPINO
ROW 16	31	<b>92</b> 1:51.680 Jack SQUIRES	32 <b>88</b> 1:52.152 Adam STANBURY
ROW 15	29	<b>35</b> 1:48.213 Richard BROWN	30 <b>300</b> 1:51.135 Euan EVANS
ROW 14	27	<b>34</b> 1:47.601 Sean GRAHAM	28 <b>128</b> 1:47.822 Melissa BEXLEY
ROW 13	25	<b>444</b> 1:46.640 Richard PHILLIPS	26 <b>24</b> 1:46.919 Lloyd FOUNTAIN
ROW 12	23	<b>72</b> 1:46.210 Andrew HOLMES	24 <b>51</b> 1:46.376 Ian COOPER
ROW 11	21	<b>16</b> 1:45.966 Trevor HANCOCK	22 <b>87</b> 1:46.077 Louis WOODWARD
ROW 10	19	<b>230</b> 1:44.992 Paul WATERHOUSE	20 <b>43</b> 1:45.183 Matthew BEECH
ROW 9	17	<b>26</b> 1:43.762 Gareth MOSS	18 <b>64</b> 1:44.177 Harry TOWNSEND
ROW 8	15	<b>96</b> 1:42.395 Ben MCLAUGHLIN	16 <b>6</b> 1:42.890 Douglas INGLIS
ROW 7	13	<b>62</b> 1:40.960 Paul MARTIN-JONES	14 <b>71</b> 1:41.927 Chris SLATOR
ROW 6	11	<b>13</b> 1:39.848 Adam DEWIS	12 <b>19</b> 1:40.876 David WALLACE-GEORGE
ROW 5	9	<b>7</b> 1:39.384 Kieran LAMBOURNE	10 <b>1</b> 1:39.807 Jonathan CANDLER
ROW 4	7	<b>33</b> 1:37.566 Simon FROWEN	8 <b>8</b> 1:38.123 Phil ENGLAND
ROW 3	5	<b>55</b> 1:36.019 Paul RODDISON	6 <b>12</b> 1:36.544 David RUSSELL
ROW 2	3	<b>84</b> 1:35.101 Alexander SMITH	4 <b>301</b> 1:35.809 Lloyd HUGGINS
ROW 1	1	<b>171</b> 1:34.070 Callum MACDOUGALL	2 <b>65</b> 1:34.114 Mark WHITE
<b>Pole</b>			
			

**Comments:**

\*No. 49 permitted to start from the back of the grid, qualified out of session

These results are provisional until the conclusion of any judicial and technical matters.

Craft: 2.1001 miles

Clerk Of Course: Ian Denyer

Stewards:

Timekeeper: Stewart Burr



# Armed Forces Race Challenge

## RACE 3 - CLASSIFICATION

Race Distance: 13 Laps / 27.30 miles

POS	NO	CL	PIC	NAME	ENTRY	LAPS	TIME	GAP	DIFF	MPH	BEST	ON	GRD	↑↓
1	65	B	1	Mark WHITE	Honda Civic Type R	13	20:24.748			80.25	1:32.171	3	2	1
2	301	B	2	Lloyd HUGGINS	Lotus Exige	13	20:28.037	3.289	3.289	80.03	1:32.766	3	4	2
3	171*	B	3	Callum MCDUGALL	Caterham Sigmax	13	20:33.068	8.320	5.031	79.71	1:32.978	9	1	-2
4	84	B	4	Alexander SMITH	Honda Integra Type R	13	20:57.340	32.592	24.272	78.17	1:35.148	2	3	-1
5	8	A	1	Phil ENGLAND	Subaru Impreza	13	21:01.404	36.656	4.064	77.91	1:35.286	3	8	3
6	55	B	5	Paul RODDISON	VW Scirocco	13	21:02.703	37.955	1.299	77.83	1:34.658	3	5	-1
7	12	C	1	David RUSSELL	BMW E36	13	21:09.001	44.253	6.298	77.45	1:35.105	3	6	-1
8	1	C	2	Jonathan CANDLER	Peugeot 306 GTI	13	21:34.153	1:09.405	25.152	75.94	1:38.617	12	10	2
9	7	C	3	Kieran LAMBOURNE	BMW E46 330	13	21:44.737	1:19.989	10.584	75.33	1:38.180	11	9	0
10	33	A	2	Simon FROWEN	Ginetta G20	13	21:45.068	1:20.320	0.331	75.31	1:36.570	7	7	-3
11	13	B	6	Adam DEWIS	BMW 125	13	21:48.710	1:23.962	3.642	75.10	1:38.083	6	11	0
12	26	C	4	Gareth MOSS	Mazda MX5	12	20:36.480	1 Lap	1 Lap	73.37	1:41.131	5	16	4
13	96	C	5	Ben MCLAUGHLIN	Renault Clio 172	12	20:40.511	1 Lap	4.031	73.13	1:41.439	8	14	1
14	6	D	1	Douglas INGLIS	Mazda MX5	12	20:48.219	1 Lap	7.708	72.68	1:42.507	2	15	1
15	230	C	6	Paul WATERHOUSE	Peugeot 306 GTI-6	12	21:08.773	1 Lap	20.554	71.50	1:44.123	8	18	3
16	19	B	7	David WALLACE-GEORGE	Volvo S60 T5	12	21:11.978	1 Lap	3.205	71.32	1:41.996	9	12	-4
17	64	C	7	Harry TOWNSEND	Peugeot 306	12	21:14.513	1 Lap	2.535	71.18	1:43.235	6	17	0
18	28	D	2	Luke ARPINO	Mazda MX5	12	21:23.443	1 Lap	8.930	70.69	1:43.569	8	33	15
19	16	D	3	Trevor HANCOCK	Peugeot 206 GTI	12	21:23.877	1 Lap	0.434	70.66	1:44.417	11	20	1
20	43	D	4	Matthew BEECH	BMW 325i	12	21:29.822	1 Lap	5.945	70.34	1:44.151	8	19	-1
21	87	D	5	Louis WOODWARD	BMW 116i	12	21:37.025	1 Lap	7.203	69.95	1:45.832	10	21	0
22	51	C	8	Ian COOPER	Daewoo Nexia	12	21:37.618	1 Lap	0.593	69.91	1:45.738	11	23	1
23	35	C	9	Richard BROWN	Toyota MR2 Roadster	12	21:40.453	1 Lap	2.835	69.76	1:45.937	10	28	5
24	49	C	10	Brian WATSON	Mini Cooper S	12	21:46.918	1 Lap	6.465	69.42	1:44.217	11	38	14
25	444	D	6	Richard PHILLIPS	BMW 116i	12	21:48.685	1 Lap	1.767	69.32	1:46.388	7	24	-1
26	128	D	7	Melissa BEXLEY	BMW 116i	12	21:59.979	1 Lap	11.294	68.73	1:47.172	5	27	1
27	34	B	8	Sean GRAHAM	Sultan Locost	11	20:36.208	2 Laps	1 Lap	67.27	1:48.691	10	26	-1
28	88*	D	8	Adam STANBURY	BMW 116i	11	20:44.584	2 Laps	8.376	66.82	1:50.351	11	31	3
29	4	D	9	Mel HYLAND	BMW 116i	11	20:44.949	2 Laps	0.365	66.80	1:50.113	11	32	3
30	92	D	10	Jack SQUIRES	BMW 116i	11	20:49.940	2 Laps	4.991	66.53	1:50.718	3	30	0
31	300*	D	11	Euan EVANS	BMW 116i	11	20:50.960	2 Laps	1.020	66.48	1:51.070	9	29	-2
32	44	D	12	Gemma BARNSDALE	BMW 116i	11	21:22.330	2 Laps	31.370	64.85	1:52.342	11	34	2
33	69	D	13	Charlie SPICE	BMW 116i	11	21:25.709	2 Laps	3.379	64.68	1:53.220	11	35	2
34	911	C	11	LERA / ROYLE	Toyota MR2 Roadster	10	21:07.205	3 Laps	1 Lap	59.66	2:01.194	5	37	3

### NOT CLASSIFIED

DNF	72	A		Andrew HOLMES	MGB Roadster	8	14:11.312	5 Laps	2 Laps	71.04	1:44.353	6	22	
DNF	700	C		Mark OLIVER	BMW 318is	4	7:46.724	9 Laps	4 Laps	64.79	1:47.157	3	36	
DNF	62	A		Paul MARTIN-JONES	Holden Commodore	2	3:47.938	11 Laps	2 Laps	66.33	1:53.682	1	13	
DNF	71	C		Wayne LEWIS	BMW E46 M3	0							39	

### NOT STARTED

NS	24	D		Lloyd FOUNTAIN	Toyota MR2								25	
----	----	---	--	----------------	------------	--	--	--	--	--	--	--	----	--

### FASTEST LAP

65	B			Mark WHITE	Honda Civic Type R	3	1:32.171			82.02 mph			132.01 kph	
12	C			David RUSSELL	BMW E36	3	1:35.105			79.49 mph			127.93 kph	
8	A			Phil ENGLAND	Subaru Impreza	3	1:35.286			79.34 mph			127.69 kph	
6	D			Douglas INGLIS	Mazda MX5	2	1:42.507			73.75 mph			118.70 kph	

### Comments:

\*No. 300 - still no working transponder, please rectify before your next session or you will not be timed

\*No. 88 - transponder stopped working, please charge before your next race

\*No. 171 - transponder stopped working, please see Timekeepers

Weather / Track : Cloudy / Dry

These results are provisional until the conclusion of any judicial and technical matters.

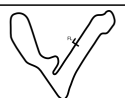
Date: 21/09/2024 Start: 13:59 Finish: 14:20

Croft: 2.1001 miles

Clerk Of Course: Ian Denyer

Stewards:

Timekeeper: Stewart Burr



# Armed Forces Race Challenge

## RACE 3 - LAP ANALYSIS

DIFF = Difference To Personal Best Lap

P1 65 Mark WHITE				
LAP	LAP TIME	DIFF	MPH	TIME OF DAY
1 -	1:38.562	6.391	76.70	14:01:20.988
2 -	1:32.745 (3)	0.574	81.52	14:02:53.733
3 -	<b>1:32.171 (1)</b>		<b>82.02</b>	<b>14:04:25.904</b>
4 -	1:33.446	1.275	80.90	14:05:59.350
5 -	1:32.752	0.581	81.51	14:07:32.102
6 -	1:35.354	3.183	79.29	14:09:07.456
7 -	1:34.549	2.378	79.96	14:10:42.005
8 -	1:34.758	2.587	79.78	14:12:16.763
9 -	1:34.115	1.944	80.33	14:13:50.878
10 -	1:32.648 (2)	0.477	81.60	14:15:23.526
11 -	1:33.182	1.011	81.13	14:16:56.708
12 -	1:36.423	4.252	78.41	14:18:33.131
13 -	1:34.043	1.872	80.39	14:20:07.174

P2 301 Lloyd HUGGINS				
LAP	LAP TIME	DIFF	MPH	TIME OF DAY
1 -	1:41.116	8.350	74.77	14:01:23.542
2 -	1:33.230	0.464	81.09	14:02:56.772
3 -	<b>1:32.766 (1)</b>		<b>81.50</b>	<b>14:04:29.538</b>
4 -	1:33.303	0.537	81.03	14:06:02.841
5 -	1:33.181	0.415	81.13	14:07:36.022
6 -	1:35.429	2.663	79.22	14:09:11.451
7 -	1:33.079	0.313	81.22	14:10:44.530
8 -	1:35.100	2.334	79.50	14:12:19.630
9 -	1:33.689	0.923	80.69	14:13:53.319
10 -	1:32.861 (2)	0.095	81.41	14:15:26.180
11 -	1:35.274	2.508	79.35	14:17:01.454
12 -	1:36.065	3.299	78.70	14:18:37.519
13 -	1:32.944 (3)	0.178	81.34	14:20:10.463

P3 171 Callum MCDOUGALL				
LAP	LAP TIME	DIFF	MPH	TIME OF DAY
1 -	1:39.649	6.670	75.87	14:01:22.075
2 -	1:34.015	1.036	80.41	14:02:56.090
3 -	1:33.631 (2)	0.652	80.74	14:04:29.721
4 -	1:33.888	0.909	80.52	14:06:03.609
5 -	1:35.091	2.112	79.50	14:07:38.700
6 -	1:36.148	3.169	78.63	14:09:14.848
7 -	1:33.774	0.795	80.62	14:10:48.622
8 -	1:37.089	4.111	77.87	14:12:25.711
9 -	<b>1:32.978 (1)</b>		<b>81.31</b>	<b>14:13:58.690</b>
10 -	1:33.910	0.931	80.50	14:15:32.600
11 -	1:34.185	1.206	80.27	14:17:06.785
12 -	1:33.657 (3)	0.678	80.72	14:18:40.442
13 -	1:35.052	2.073	79.54	14:20:15.494

P4 84 Alexander SMITH				
LAP	LAP TIME	DIFF	MPH	TIME OF DAY
1 -	1:41.875	6.727	74.21	14:01:24.301
2 -	<b>1:35.148 (1)</b>		<b>79.46</b>	<b>14:02:59.449</b>
3 -	1:35.181 (2)	0.033	79.43	14:04:34.630
4 -	1:36.286	1.138	78.52	14:06:10.916
5 -	1:36.556	1.408	78.30	14:07:47.472
6 -	1:37.082	1.934	77.87	14:09:24.554
7 -	1:36.506	1.358	78.34	14:11:01.060
8 -	1:36.386	1.238	78.44	14:12:37.446
9 -	1:36.119	0.971	78.65	14:14:13.565
10 -	1:35.868 (3)	0.720	78.86	14:15:49.433
11 -	1:36.233	1.085	78.56	14:17:25.666
12 -	1:37.212	2.064	77.77	14:19:02.878

DIFF = Difference To Personal Best Lap

P5 8 Phil ENGLAND				
LAP	LAP TIME	DIFF	MPH	TIME OF DAY
13 -	1:36.888	1.740	78.03	14:20:39.766
1 -	1:42.854	7.568	73.50	14:01:25.280
2 -	1:35.508 (2)	0.222	79.16	14:03:00.788
3 -	<b>1:35.286 (1)</b>		<b>79.34</b>	<b>14:04:36.074</b>
4 -	1:35.551 (3)	0.265	79.12	14:06:11.625
5 -	1:36.519	1.233	78.33	14:07:48.144
6 -	1:37.253	1.967	77.74	14:09:25.397
7 -	1:37.235	1.949	77.75	14:11:02.632
8 -	1:37.109	1.823	77.85	14:12:39.741
9 -	1:36.284	0.998	78.52	14:14:16.025
10 -	1:37.347	2.061	77.66	14:15:53.372
11 -	1:36.507	1.221	78.34	14:17:29.879
12 -	1:37.659	2.373	77.41	14:19:07.538
13 -	1:36.292	1.006	78.51	14:20:43.830

P6 55 Paul RODDISON				
LAP	LAP TIME	DIFF	MPH	TIME OF DAY
1 -	1:44.843	10.185	72.11	14:01:27.269
2 -	1:35.338 (2)	0.680	79.30	14:03:02.607
3 -	<b>1:34.658 (1)</b>		<b>79.87</b>	<b>14:04:37.265</b>
4 -	1:35.668	1.010	79.02	14:06:12.933
5 -	1:36.004	1.346	78.75	14:07:48.937
6 -	1:37.425	2.767	77.60	14:09:26.362
7 -	1:38.551	3.893	76.71	14:11:04.913
8 -	1:35.513	0.855	79.15	14:12:40.426
9 -	1:36.470	1.812	78.37	14:14:16.896
10 -	1:38.394	3.736	76.84	14:15:55.290
11 -	1:35.511 (3)	0.853	79.15	14:17:30.801
12 -	1:37.788	3.130	77.31	14:19:08.589
13 -	1:36.540	1.882	78.31	14:20:45.129

P7 12 David RUSSELL				
LAP	LAP TIME	DIFF	MPH	TIME OF DAY
1 -	1:44.015	8.910	72.68	14:01:26.441
2 -	1:35.377 (2)	0.272	79.27	14:03:01.818
3 -	<b>1:35.105 (1)</b>		<b>79.49</b>	<b>14:04:36.923</b>
4 -	1:35.807	0.702	78.91	14:06:12.730
5 -	1:36.784	1.679	78.11	14:07:49.514
6 -	1:38.669	3.564	76.62	14:09:28.183
7 -	1:37.437	2.332	77.59	14:11:05.620
8 -	1:35.585 (3)	0.480	79.09	14:12:41.205
9 -	1:36.673	1.568	78.20	14:14:17.878
10 -	1:38.318	3.213	76.89	14:15:56.196
11 -	1:38.382	3.277	76.84	14:17:34.578
12 -	1:37.597	2.492	77.46	14:19:12.175
13 -	1:39.252	4.147	76.17	14:20:51.427

P8 1 Jonathan CANDLER				
LAP	LAP TIME	DIFF	MPH	TIME OF DAY
1 -	1:47.791	9.174	70.14	14:01:30.217
2 -	1:38.717	0.100	76.58	14:03:08.934
3 -	1:38.662	0.045	76.63	14:04:47.596
4 -	1:38.712	0.095	76.59	14:06:26.308
5 -	1:38.650	0.033	76.64	14:08:04.958
6 -	1:38.639 (2)	0.022	76.64	14:09:43.597
7 -	1:38.701	0.084	76.60	14:11:22.298
8 -	1:39.483	0.866	75.99	14:13:01.781
9 -	1:38.964	0.347	76.39	14:14:40.745
10 -	1:38.648 (3)	0.031	76.64	14:16:19.393

# Armed Forces Race Challenge

## RACE 3 - LAP ANALYSIS

DIFF = Difference To Personal Best Lap

11 -	1:38.933	0.316	76.42	14:17:58.326
<b>12 -</b>	<b>1:38.617 (1)</b>		<b>76.66</b>	<b>14:19:36.943</b>
13 -	1:39.636	1.019	75.88	14:21:16.579

P9 7 Kieran LAMBOURNE				
LAP	LAP TIME	DIFF	MPH	TIME OF DAY
1 -	1:49.308	11.128	69.16	14:01:31.734
2 -	1:39.143	0.963	76.25	14:03:10.877
3 -	1:38.704 (3)	0.524	76.59	14:04:49.581
4 -	1:38.778	0.598	76.54	14:06:28.359
5 -	1:39.514	1.334	75.97	14:08:07.873
6 -	1:38.315 (2)	0.135	76.90	14:09:46.188
7 -	1:40.423	2.243	75.28	14:11:26.611
8 -	1:39.293	1.113	76.14	14:13:05.904
9 -	1:41.811	3.631	74.26	14:14:47.715
10 -	1:42.380	4.200	73.84	14:16:30.095
<b>11 -</b>	<b>1:38.180 (1)</b>		<b>77.00</b>	<b>14:18:08.275</b>
12 -	1:39.177	0.997	76.23	14:19:47.452
13 -	1:39.711	1.531	75.82	14:21:27.163

P10 33 Simon FROWEN				
LAP	LAP TIME	DIFF	MPH	TIME OF DAY
1 -	1:47.165	10.595	70.55	14:01:29.591
2 -	1:38.219	1.649	76.97	14:03:07.810
3 -	1:37.487 (3)	0.917	77.55	14:04:45.297
4 -	1:37.435 (2)	0.865	77.59	14:06:22.732
5 -	1:37.567	0.997	77.49	14:08:00.299
6 -	1:37.639	1.069	77.43	14:09:37.938
<b>7 -</b>	<b>1:36.570 (1)</b>		<b>78.29</b>	<b>14:11:14.508</b>
8 -	1:53.065	16.495	66.86	14:13:07.573
9 -	1:44.173	7.603	72.57	14:14:51.746
10 -	1:40.876	4.306	74.94	14:16:32.622
11 -	1:38.450	1.880	76.79	14:18:11.072
12 -	1:38.140	1.570	77.03	14:19:49.212
13 -	1:38.282	1.712	76.92	14:21:27.494

P11 13 Adam DEWIS				
LAP	LAP TIME	DIFF	MPH	TIME OF DAY
1 -	1:48.325	10.242	69.79	14:01:30.751
2 -	1:39.603	1.520	75.90	14:03:10.354
3 -	1:38.415 (2)	0.332	76.82	14:04:48.769
4 -	1:39.148 (3)	1.065	76.25	14:06:27.917
5 -	1:39.305	1.222	76.13	14:08:07.222
<b>6 -</b>	<b>1:38.083 (1)</b>		<b>77.08</b>	<b>14:09:45.305</b>
7 -	1:42.487	4.404	73.77	14:11:27.792
8 -	1:39.456	1.373	76.01	14:13:07.248
9 -	1:42.648	4.565	73.65	14:14:49.896
10 -	1:41.707	3.624	74.33	14:16:31.603
11 -	1:39.251	1.168	76.17	14:18:10.854
12 -	1:40.264	2.181	75.40	14:19:51.118
13 -	1:40.018	1.935	75.59	14:21:31.136

P12 26 Gareth MOSS				
LAP	LAP TIME	DIFF	MPH	TIME OF DAY
1 -	1:53.204	12.073	66.78	14:01:35.630
2 -	1:41.759	0.628	74.29	14:03:17.389
3 -	1:42.764	1.633	73.57	14:05:00.153
4 -	1:42.684	1.553	73.62	14:06:42.837
<b>5 -</b>	<b>1:41.131 (1)</b>		<b>74.76</b>	<b>14:08:23.968</b>
6 -	1:43.387	2.256	73.12	14:10:07.355
7 -	1:41.206 (2)	0.075	74.70	14:11:48.561
8 -	1:41.231 (3)	0.100	74.68	14:13:29.792

DIFF = Difference To Personal Best Lap

9 -	1:41.422	0.291	74.54	14:15:11.214
10 -	1:41.979	0.848	74.13	14:16:53.193
11 -	1:43.320	2.189	73.17	14:18:36.513
12 -	1:42.393	1.262	73.83	14:20:18.906

P13 96 Ben MCLAUGHLIN				
LAP	LAP TIME	DIFF	MPH	TIME OF DAY
1 -	1:52.215	10.776	67.37	14:01:34.641
2 -	1:42.435	0.996	73.80	14:03:17.076
3 -	1:42.724	1.285	73.60	14:04:59.800
4 -	1:42.097	0.658	74.05	14:06:41.897
5 -	1:41.516 (2)	0.077	74.47	14:08:23.413
6 -	1:43.772	2.333	72.85	14:10:07.185
7 -	1:42.766	1.327	73.57	14:11:49.951
<b>8 -</b>	<b>1:41.439 (1)</b>		<b>74.53</b>	<b>14:13:31.390</b>
9 -	1:41.879 (3)	0.440	74.21	14:15:13.269
10 -	1:42.174	0.735	73.99	14:16:55.443
11 -	1:43.997	2.558	72.70	14:18:39.440
12 -	1:43.497	2.058	73.05	14:20:22.937

P14 6 Douglas INGLIS				
LAP	LAP TIME	DIFF	MPH	TIME OF DAY
1 -	1:51.334	8.827	67.90	14:01:33.760
<b>2 -</b>	<b>1:42.507 (1)</b>		<b>73.75</b>	<b>14:03:16.267</b>
3 -	1:43.672	1.165	72.92	14:04:59.939
4 -	1:43.306	0.799	73.18	14:06:43.245
5 -	1:43.128	0.621	73.31	14:08:26.373
6 -	1:42.991	0.484	73.41	14:10:09.364
7 -	1:42.533 (2)	0.026	73.73	14:11:51.897
8 -	1:42.814 (3)	0.307	73.53	14:13:34.711
9 -	1:43.713	1.206	72.89	14:15:18.424
10 -	1:43.002	0.495	73.40	14:17:01.426
11 -	1:44.243	1.736	72.52	14:18:45.669
12 -	1:44.976	2.469	72.02	14:20:30.645

P15 230 Paul WATERHOUSE				
LAP	LAP TIME	DIFF	MPH	TIME OF DAY
1 -	1:56.282	12.159	65.01	14:01:38.708
2 -	1:45.155	1.032	71.89	14:03:23.863
3 -	1:44.433	0.310	72.39	14:05:08.296
4 -	1:44.409 (3)	0.286	72.41	14:06:52.705
5 -	1:44.597	0.474	72.28	14:08:37.302
6 -	1:44.335 (2)	0.212	72.46	14:10:21.637
7 -	1:44.881	0.758	72.08	14:12:06.518
<b>8 -</b>	<b>1:44.123 (1)</b>		<b>72.61</b>	<b>14:13:50.641</b>
9 -	1:45.529	1.406	71.64	14:15:36.170
10 -	1:44.749	0.626	72.17	14:17:20.919
11 -	1:45.569	1.446	71.61	14:19:06.488
12 -	1:44.711	0.588	72.20	14:20:51.199

P16 19 David WALLACE-GEORGE				
LAP	LAP TIME	DIFF	MPH	TIME OF DAY
1 -	1:59.449	17.453	63.29	14:01:41.875
2 -	1:49.915	7.919	68.78	14:03:31.790
3 -	1:45.711	3.715	71.52	14:05:17.501
4 -	1:44.384	2.388	72.43	14:07:01.885
5 -	1:43.398	1.402	73.12	14:08:45.283
6 -	1:42.644 (2)	0.648	73.65	14:10:27.927
7 -	1:44.506	2.510	72.34	14:12:12.433
8 -	1:43.278	1.282	73.20	14:13:55.711
<b>9 -</b>	<b>1:41.996 (1)</b>		<b>74.12</b>	<b>14:15:37.707</b>
10 -	1:43.782	1.786	72.85	14:17:21.489



# Armed Forces Race Challenge

## RACE 3 - LAP ANALYSIS

DIFF = Difference To Personal Best Lap

11 -	1:50.213	8.217	68.60	14:19:11.702
12 -	1:42.702 (3)	0.706	73.61	14:20:54.404

<b>P17 64 Harry TOWNSEND</b>				
LAP	LAP TIME	DIFF	MPH	TIME OF DAY
1 -	1:59.196	15.961	63.43	14:01:41.622
2 -	1:47.761	4.526	70.16	14:03:29.383
3 -	1:44.141	0.906	72.59	14:05:13.524
4 -	1:43.811	0.576	72.83	14:06:57.335
5 -	1:43.649 (2)	0.414	72.94	14:08:40.984
<b>6 -</b>	<b>1:43.235 (1)</b>		<b>73.23</b>	<b>14:10:24.219</b>
7 -	1:45.701	2.466	71.52	14:12:09.920
8 -	1:45.939	2.704	71.36	14:13:55.859
9 -	1:44.852	1.617	72.10	14:15:40.711
10 -	1:43.807 (3)	0.572	72.83	14:17:24.518
11 -	1:48.364	5.129	69.77	14:19:12.882
12 -	1:44.057	0.822	72.65	14:20:56.939

<b>P18 28 Luke ARPINO</b>				
LAP	LAP TIME	DIFF	MPH	TIME OF DAY
1 -	2:05.474	21.905	60.25	14:01:47.900
2 -	1:45.937	2.368	71.36	14:03:33.837
3 -	1:46.606	3.037	70.92	14:05:20.443
4 -	1:46.065	2.496	71.28	14:07:06.508
5 -	1:46.470	2.901	71.01	14:08:52.978
6 -	1:44.973	1.404	72.02	14:10:37.951
7 -	1:46.335	2.766	71.10	14:12:24.286
<b>8 -</b>	<b>1:43.569 (1)</b>		<b>73.00</b>	<b>14:14:07.855</b>
9 -	1:44.136 (3)	0.567	72.60	14:15:51.991
10 -	1:45.638	2.069	71.57	14:17:37.629
11 -	1:44.083 (2)	0.514	72.64	14:19:21.712
12 -	1:44.157	0.588	72.58	14:21:05.869

<b>P19 16 Trevor HANCOCK</b>				
LAP	LAP TIME	DIFF	MPH	TIME OF DAY
1 -	2:03.452	19.035	61.24	14:01:45.878
2 -	1:48.204	3.787	69.87	14:03:34.082
3 -	1:45.091	0.674	71.94	14:05:19.173
4 -	1:45.741	1.324	71.50	14:07:04.914
5 -	1:44.531 (2)	0.114	72.32	14:08:49.445
6 -	1:45.063	0.646	71.96	14:10:34.508
7 -	1:46.414	1.997	71.04	14:12:20.922
8 -	1:45.096	0.679	71.94	14:14:06.018
9 -	1:45.314	0.897	71.79	14:15:51.332
10 -	1:45.710	1.293	71.52	14:17:37.042
<b>11 -</b>	<b>1:44.417 (1)</b>		<b>72.40</b>	<b>14:19:21.459</b>
12 -	1:44.844 (3)	0.427	72.11	14:21:06.303

<b>P20 43 Matthew BEECH</b>				
LAP	LAP TIME	DIFF	MPH	TIME OF DAY
1 -	1:58.882	14.731	63.59	14:01:41.308
2 -	1:47.729	3.578	70.18	14:03:29.037
3 -	1:48.049	3.898	69.97	14:05:17.086
4 -	1:48.284	4.133	69.82	14:07:05.370
5 -	1:46.482	2.331	71.00	14:08:51.852
6 -	1:47.373	3.222	70.41	14:10:39.225
7 -	1:46.899	2.748	70.72	14:12:26.124
<b>8 -</b>	<b>1:44.151 (1)</b>		<b>72.59</b>	<b>14:14:10.275</b>
9 -	1:46.566	2.415	70.94	14:15:56.841
10 -	1:45.166 (3)	1.015	71.89	14:17:42.007
11 -	1:44.952 (2)	0.801	72.03	14:19:26.959
12 -	1:45.289	1.138	71.80	14:21:12.248

DIFF = Difference To Personal Best Lap

<b>P21 87 Louis WOODWARD</b>				
LAP	LAP TIME	DIFF	MPH	TIME OF DAY
1 -	1:59.615	13.783	63.20	14:01:42.041
2 -	1:48.892	3.060	69.43	14:03:30.933
3 -	1:47.118	1.286	70.58	14:05:18.051
4 -	1:48.517	2.685	69.67	14:07:06.568
5 -	1:47.393	1.561	70.40	14:08:53.961
6 -	1:46.216 (3)	0.384	71.18	14:10:40.177
7 -	1:47.020	1.188	70.64	14:12:27.197
8 -	1:46.773	0.941	70.81	14:14:13.970
9 -	1:46.715	0.883	70.84	14:16:00.685
<b>10 -</b>	<b>1:45.832 (1)</b>		<b>71.43</b>	<b>14:17:46.517</b>
11 -	1:46.085 (2)	0.253	71.26	14:19:32.602
12 -	1:46.849	1.017	70.75	14:21:19.451

<b>P22 51 Ian COOPER</b>				
LAP	LAP TIME	DIFF	MPH	TIME OF DAY
1 -	2:01.713	15.975	62.11	14:01:44.139
2 -	1:48.958	3.220	69.39	14:03:33.097
3 -	1:47.332	1.594	70.44	14:05:20.429
4 -	1:47.309	1.571	70.45	14:07:07.738
5 -	1:46.939	1.201	70.70	14:08:54.677
6 -	1:46.422	0.684	71.04	14:10:41.099
7 -	1:46.891	1.153	70.73	14:12:27.990
8 -	1:46.872	1.134	70.74	14:14:14.862
9 -	1:46.836	1.098	70.76	14:16:01.698
10 -	1:46.230 (2)	0.492	71.17	14:17:47.928
<b>11 -</b>	<b>1:45.738 (1)</b>		<b>71.50</b>	<b>14:19:33.666</b>
12 -	1:46.378 (3)	0.640	71.07	14:21:20.044

<b>P23 35 Richard BROWN</b>				
LAP	LAP TIME	DIFF	MPH	TIME OF DAY
1 -	2:02.577	16.640	61.68	14:01:45.003
2 -	1:50.329	4.392	68.52	14:03:35.332
3 -	1:47.816	1.879	70.12	14:05:23.148
4 -	1:47.171	1.234	70.54	14:07:10.319
5 -	1:46.906	0.969	70.72	14:08:57.225
6 -	1:45.985 (3)	0.048	71.33	14:10:43.210
7 -	1:47.012	1.075	70.65	14:12:30.222
8 -	1:46.244	0.307	71.16	14:14:16.466
9 -	1:47.902	1.965	70.06	14:16:04.368
<b>10 -</b>	<b>1:45.937 (1)</b>		<b>71.36</b>	<b>14:17:50.305</b>
11 -	1:45.965 (2)	0.028	71.35	14:19:36.270
12 -	1:46.609	0.672	70.91	14:21:22.879

<b>P24 49 Brian WATSON</b>				
LAP	LAP TIME	DIFF	MPH	TIME OF DAY
1 -	2:11.516	27.299	57.48	14:01:53.942
2 -	1:50.900	6.683	68.17	14:03:44.842
3 -	1:51.518	7.301	67.79	14:05:36.360
4 -	1:47.882	3.665	70.08	14:07:24.242
5 -	1:47.678	3.461	70.21	14:09:11.920
6 -	1:44.994	0.777	72.01	14:10:56.914
7 -	1:47.218	3.001	70.51	14:12:44.132
8 -	1:45.146	0.929	71.90	14:14:29.278
9 -	1:44.577 (2)	0.360	72.29	14:16:13.855
10 -	1:44.708 (3)	0.491	72.20	14:17:58.563
<b>11 -</b>	<b>1:44.217 (1)</b>		<b>72.54</b>	<b>14:19:42.780</b>
12 -	1:46.564	2.347	70.94	14:21:29.344

# Armed Forces Race Challenge

## RACE 3 - LAP ANALYSIS

DIFF = Difference To Personal Best Lap

<b>P25 444 Richard PHILLIPS</b>				
LAP	LAP TIME	DIFF	MPH	TIME OF DAY
1 -	2:04.171	17.783	60.88	14:01:46.597
2 -	1:48.398	2.010	69.74	14:03:34.995
3 -	1:49.266	2.878	69.19	14:05:24.261
4 -	1:47.171	0.783	70.54	14:07:11.432
5 -	1:46.814 (2)	0.426	70.78	14:08:58.246
6 -	1:47.118	0.730	70.58	14:10:45.364
7 -	<b>1:46.388 (1)</b>		<b>71.06</b>	<b>14:12:31.752</b>
8 -	1:48.672	2.284	69.57	14:14:20.424
9 -	1:46.876 (3)	0.488	70.74	14:16:07.300
10 -	1:47.109	0.721	70.58	14:17:54.409
11 -	1:47.134	0.746	70.57	14:19:41.543
12 -	1:49.568	3.180	69.00	14:21:31.111

<b>P26 128 Melissa BEXLEY</b>				
LAP	LAP TIME	DIFF	MPH	TIME OF DAY
1 -	2:04.633	17.461	60.66	14:01:47.059
2 -	1:49.757	2.585	68.88	14:03:36.816
3 -	1:48.099 (3)	0.927	69.94	14:05:24.915
4 -	1:47.255 (2)	0.083	70.49	14:07:12.170
5 -	<b>1:47.172 (1)</b>		<b>70.54</b>	<b>14:08:59.342</b>
6 -	1:48.652	1.480	69.58	14:10:47.994
7 -	1:48.366	1.194	69.76	14:12:36.360
8 -	1:48.466	1.294	69.70	14:14:24.826
9 -	1:50.780	3.608	68.24	14:16:15.606
10 -	1:48.449	1.277	69.71	14:18:04.055
11 -	1:49.749	2.577	68.89	14:19:53.804
12 -	1:48.601	1.429	69.61	14:21:42.405

<b>P27 34 Sean GRAHAM</b>				
LAP	LAP TIME	DIFF	MPH	TIME OF DAY
1 -	2:06.910	18.219	59.57	14:01:49.336
2 -	1:51.185	2.494	68.00	14:03:40.521
3 -	1:50.671	1.980	68.31	14:05:31.192
4 -	1:51.870	3.179	67.58	14:07:23.062
5 -	1:51.264	2.573	67.95	14:09:14.326
6 -	1:50.407	1.716	68.47	14:11:04.733
7 -	1:49.795 (2)	1.104	68.86	14:12:54.528
8 -	1:50.176 (3)	1.485	68.62	14:14:44.704
9 -	1:54.257	5.566	66.17	14:16:38.961
10 -	<b>1:48.691 (1)</b>		<b>69.56</b>	<b>14:18:27.652</b>
11 -	1:50.982	2.291	68.12	14:20:18.634

<b>P28 88 Adam STANBURY</b>				
LAP	LAP TIME	DIFF	MPH	TIME OF DAY
1 -	2:09.234	18.883	58.50	14:01:51.660
2 -	1:51.735	1.384	67.66	14:03:43.395
3 -	1:52.616	2.265	67.13	14:05:36.011
4 -	1:51.449	1.098	67.83	14:07:27.460
5 -	1:50.938 (2)	0.587	68.15	14:09:18.398
6 -	1:51.050 (3)	0.699	68.08	14:11:09.448
7 -	1:51.130	0.779	68.03	14:13:00.578
8 -	1:51.421	1.070	67.85	14:14:51.999
9 -	1:52.311	1.960	67.31	14:16:44.310
10 -	1:52.349	1.998	67.29	14:18:36.659
11 -	<b>1:50.351 (1)</b>		<b>68.51</b>	<b>14:20:27.010</b>

<b>P29 4 Mel HYLAND</b>				
LAP	LAP TIME	DIFF	MPH	TIME OF DAY
1 -	2:09.678	19.565	58.30	14:01:52.104

DIFF = Difference To Personal Best Lap

2 -	1:51.946	1.833	67.53	14:03:44.050
3 -	1:52.455	2.342	67.23	14:05:36.505
4 -	1:52.237	2.124	67.36	14:07:28.742
5 -	1:51.554	1.441	67.77	14:09:20.296
6 -	1:50.772 (3)	0.659	68.25	14:11:11.068
7 -	1:50.745 (2)	0.632	68.27	14:13:01.813
8 -	1:51.870	1.757	67.58	14:14:53.683
9 -	1:51.614	1.501	67.73	14:16:45.297
10 -	1:51.965	1.852	67.52	14:18:37.262
11 -	<b>1:50.113 (1)</b>		<b>68.66</b>	<b>14:20:27.375</b>

<b>P30 92 Jack SQUIRES</b>				
LAP	LAP TIME	DIFF	MPH	TIME OF DAY
1 -	2:08.658	17.940	58.76	14:01:51.084
2 -	1:51.957	1.239	67.53	14:03:43.041
3 -	<b>1:50.718 (1)</b>		<b>68.28</b>	<b>14:05:33.759</b>
4 -	1:51.777	1.059	67.64	14:07:25.536
5 -	1:53.648	2.930	66.52	14:09:19.184
6 -	1:50.885 (2)	0.167	68.18	14:11:10.069
7 -	1:51.302 (3)	0.584	67.92	14:13:01.371
8 -	1:51.490	0.772	67.81	14:14:52.861
9 -	1:52.174	1.456	67.40	14:16:45.035
10 -	1:54.800	4.082	65.85	14:18:39.835
11 -	1:52.531	1.813	67.18	14:20:32.366

<b>P31 300 Euan EVANS</b>				
LAP	LAP TIME	DIFF	MPH	TIME OF DAY
1 -	2:07.835	16.765	59.14	14:01:50.261
2 -	1:52.988	1.918	66.91	14:03:43.249
3 -	1:51.324 (3)	0.254	67.91	14:05:34.573
4 -	1:51.365	0.295	67.89	14:07:25.938
5 -	1:53.680	2.610	66.50	14:09:19.618
6 -	1:51.075 (2)	0.005	68.06	14:11:10.693
7 -	1:52.168	1.098	67.40	14:13:02.861
8 -	1:51.837	0.767	67.60	14:14:54.698
9 -	<b>1:51.070 (1)</b>		<b>68.07</b>	<b>14:16:45.768</b>
10 -	1:53.366	2.296	66.69	14:18:39.134
11 -	1:54.252	3.182	66.17	14:20:33.386

<b>P32 44 Gemma BARNSDALE</b>				
LAP	LAP TIME	DIFF	MPH	TIME OF DAY
1 -	2:15.000	22.658	56.00	14:01:57.426
2 -	1:56.065	3.723	65.14	14:03:53.491
3 -	1:56.826	4.484	64.71	14:05:50.317
4 -	1:55.472	3.130	65.47	14:07:45.789
5 -	1:56.792	4.450	64.73	14:09:42.581
6 -	1:53.326	0.984	66.71	14:11:35.907
7 -	1:52.875 (2)	0.533	66.98	14:13:28.782
8 -	1:53.163 (3)	0.821	66.81	14:15:21.945
9 -	1:55.615	3.273	65.39	14:17:17.560
10 -	1:54.854	2.512	65.82	14:19:12.414
11 -	<b>1:52.342 (1)</b>		<b>67.30</b>	<b>14:21:04.756</b>

<b>P33 69 Charlie SPICE</b>				
LAP	LAP TIME	DIFF	MPH	TIME OF DAY
1 -	2:14.043	20.823	56.40	14:01:56.469
2 -	1:56.650	3.430	64.81	14:03:53.119
3 -	1:56.518	3.298	64.88	14:05:49.637
4 -	1:55.648	2.428	65.37	14:07:45.285
5 -	1:55.998	2.778	65.17	14:09:41.283
6 -	1:53.926 (2)	0.706	66.36	14:11:35.209
7 -	1:55.053	1.833	65.71	14:13:30.262

# Armed Forces Race Challenge

## RACE 3 - LAP ANALYSIS

DIFF = Difference To Personal Best Lap

8 -	1:54.458	1.238	66.05	14:15:24.720
9 -	1:54.052 (3)	0.832	66.29	14:17:18.772
10 -	1:56.143	2.923	65.09	14:19:14.915
<b>11 -</b>	<b>1:53.220 (1)</b>		<b>66.77</b>	<b>14:21:08.135</b>

<b>P34 911 LERA / ROYLE</b>				
LAP	LAP TIME	DIFF	MPH	TIME OF DAY
1 -	2:21.699	20.505	53.35	14:02:04.125
2 -	2:05.413	4.219	60.28	14:04:09.538
3 -	2:06.313	5.119	59.85	14:06:15.851
4 -	2:03.908 (3)	2.714	61.01	14:08:19.759
<b>5 -</b>	<b>2:01.194 (1)</b>		<b>62.38</b>	<b>14:10:20.953</b>
6 -	2:04.228	3.034	60.86	14:12:25.181
7 -	2:07.122	5.928	59.47	14:14:32.303
8 -	2:06.881	5.687	59.58	14:16:39.184
9 -	2:06.925	5.731	59.56	14:18:46.109
10 -	2:03.522 (2)	2.328	61.20	14:20:49.631

<b>P35 72 Andrew HOLMES</b>				
LAP	LAP TIME	DIFF	MPH	TIME OF DAY
1 -	1:57.091	12.738	64.57	14:01:39.517
2 -	1:45.115	0.762	71.92	14:03:24.632
3 -	1:44.552 (2)	0.199	72.31	14:05:09.184
4 -	1:45.254	0.901	71.83	14:06:54.438
5 -	1:44.564 (3)	0.211	72.30	14:08:39.002
<b>6 -</b>	<b>1:44.353 (1)</b>		<b>72.45</b>	<b>14:10:23.355</b>
7 -	1:45.544	1.191	71.63	14:12:08.899
8 -	1:44.839	0.486	72.11	14:13:53.738

<b>P36 700 Mark OLIVER</b>				
LAP	LAP TIME	DIFF	MPH	TIME OF DAY
1 -	2:08.086 (3)	20.929	59.02	14:01:50.512
2 -	1:50.332 (2)	3.175	68.52	14:03:40.844
<b>3 -</b>	<b>1:47.157 (1)</b>		<b>70.55</b>	<b>14:05:28.001</b>
4 -	2:01.149 P	13.992	62.40	14:07:29.150

<b>P37 62 Paul MARTIN-JONES</b>				
LAP	LAP TIME	DIFF	MPH	TIME OF DAY
<b>1 -</b>	<b>1:53.682 (1)</b>		<b>66.50</b>	<b>14:01:36.108</b>
2 -	1:54.256 P	0.573	66.17	14:03:30.364

# Armed Forces Race Challenge

## RACE 3 - LAP CHART

LAP 1 @ 14:01:20.988			LAP 2 @ 14:02:53.733			LAP 3 @ 14:04:25.904			LAP 4 @ 14:05:59.350			LAP 5 @ 14:07:32.102		
NO	BEHIND	LAP TIME	NO	BEHIND	LAP TIME	NO	BEHIND	LAP TIME	NO	BEHIND	LAP TIME	NO	BEHIND	LAP TIME
65		1:38.562	65		1:32.745	65		1:32.171	65		1:33.446	65		1:32.752
171	1.087	1:39.649	171	2.357	1:34.015	301	3.634	1:32.766	301	3.491	1:33.303	301	3.920	1:33.181
301	2.554	1:41.116	301	3.039	1:33.230	171	3.817	1:33.631	171	4.259	1:33.888	171	6.598	1:35.091
84	3.313	1:41.875	84	5.716	1:35.148	84	8.726	1:35.181	84	11.566	1:36.286	69	1 Lap	1:55.648
8	4.292	1:42.854	8	7.055	1:35.508	8	10.170	1:35.286	8	12.275	1:35.551	44	1 Lap	1:55.472
12	5.453	1:44.015	12	8.085	1:35.377	12	11.019	1:35.105	12	13.380	1:35.807	84	15.370	1:36.556
55	6.281	1:44.843	55	8.874	1:35.338	55	11.361	1:34.658	55	13.583	1:35.668	8	16.042	1:36.519
33	8.603	1:47.165	33	14.077	1:38.219	33	19.393	1:37.487	911	1 Lap	2:06.313	55	16.835	1:36.004
1	9.229	1:47.791	1	15.201	1:38.717	1	21.692	1:38.662	33	23.382	1:37.435	12	17.412	1:36.784
13	9.763	1:48.325	13	16.621	1:39.603	13	22.865	1:38.415	1	26.958	1:38.712	33	28.197	1:37.567
7	10.746	1:49.308	7	17.144	1:39.143	7	23.677	1:38.704	13	28.567	1:39.148	1	32.856	1:38.650
6	12.772	1:51.334	6	22.534	1:42.507	96	33.896	1:42.724	7	29.009	1:38.778	13	35.120	1:39.305
96	13.653	1:52.215	96	23.343	1:42.435	6	34.035	1:43.672	96	42.547	1:42.097	7	35.771	1:39.514
26	14.642	1:53.204	26	23.656	1:41.759	26	34.249	1:42.764	26	43.487	1:42.684	911	1 Lap	2:03.908
62	15.120	1:53.682	230	30.130	1:45.155	230	42.392	1:44.433	6	43.895	1:43.306	96	51.311	1:41.516
230	17.720	1:56.282	72	30.899	1:45.115	72	43.280	1:44.552	230	53.355	1:44.409	26	51.866	1:41.131
72	18.529	1:57.091	43	35.304	1:47.729	64	47.620	1:44.141	72	55.088	1:45.254	6	54.271	1:43.128
43	20.320	1:58.882	64	35.650	1:47.761	43	51.182	1:48.049	64	57.985	1:43.811	230	1:05.200	1:44.597
64	20.634	1:59.196	62	36.631	1:54.256 P	19	51.597	1:45.711	19	1:02.535	1:44.384	72	1:06.900	1:44.564
19	20.887	1:59.449	87	37.200	1:48.892	87	52.147	1:47.118	16	1:05.564	1:45.741	64	1:08.882	1:43.649
87	21.053	1:59.615	19	38.057	1:49.915	16	53.269	1:45.091	43	1:06.020	1:48.284	19	1:13.181	1:43.398
51	23.151	2:01.713	51	39.364	1:48.958	51	54.525	1:47.332	28	1:07.158	1:46.065	16	1:17.343	1:44.531
35	24.015	2:02.577	28	40.104	1:45.937	28	54.539	1:46.606	87	1:07.218	1:48.517	43	1:19.750	1:46.482
16	24.890	2:03.452	16	40.349	1:48.204	35	57.244	1:47.816	51	1:08.388	1:47.309	28	1:20.876	1:46.470
444	25.609	2:04.171	444	41.262	1:48.398	444	58.357	1:49.266	35	1:10.969	1:47.171	87	1:21.859	1:47.393
128	26.071	2:04.633	35	41.599	1:50.329	128	59.011	1:48.099	444	1:12.082	1:47.171	51	1:22.575	1:46.939
28	26.912	2:05.474	128	43.083	1:49.757	700	1:02.097	1:47.157	128	1:12.820	1:47.255	35	1:25.123	1:46.906
34	28.348	2:06.910	34	46.788	1:51.185	34	1:05.288	1:50.671	34	1:23.712	1:51.870	444	1:26.144	1:46.814
300	29.273	2:07.835	700	47.111	1:50.332	92	1:07.855	1:50.718	49	1:24.892	1:47.882	128	1:27.240	1:47.172
700	29.524	2:08.086	92	49.308	1:51.957	300	1:08.669	1:51.324	92	1:26.186	1:51.777			
92	30.096	2:08.658	300	49.516	1:52.988	88	1:10.107	1:52.616	300	1:26.588	1:51.365			
88	30.672	2:09.234	88	49.662	1:51.735	49	1:10.456	1:51.518	88	1:28.110	1:51.449			
4	31.116	2:09.678	4	50.317	1:51.946	4	1:10.601	1:52.455	4	1:29.392	1:52.237			
49	32.954	2:11.516	49	51.109	1:50.900	69	1:23.733	1:56.518	700	1:29.800	2:01.149 P			
69	35.481	2:14.043	69	59.386	1:56.650	44	1:24.413	1:56.826						
44	36.438	2:15.000	44	59.758	1:56.065									
911	43.137	2:21.699	911	1:15.805	2:05.413									

# Armed Forces Race Challenge

## RACE 3 - LAP CHART

LAP 6 @ 14:09:07.456			LAP 7 @ 14:10:42.005			LAP 8 @ 14:12:16.763			LAP 9 @ 14:13:50.878			LAP 10 @ 14:15:23.526		
NO	BEHIND	LAP TIME	NO	BEHIND	LAP TIME	NO	BEHIND	LAP TIME	NO	BEHIND	LAP TIME	NO	BEHIND	LAP TIME
65		1:35.354	65		1:34.549	65		1:34.758	65		1:34.115	65		1:32.648
301	3.995	1:35.429	35	1 Lap	1:45.985	301	2.867	1:35.100	301	2.441	1:33.689	69	2 Laps	1:54.458
49	1 Lap	1:47.678	301	2.525	1:33.079	16	1 Lap	1:46.414	72	1 Lap	1:44.839	301	2.654	1:32.861
34	1 Lap	1:51.264	444	1 Lap	1:47.118	28	1 Lap	1:46.335	19	1 Lap	1:43.278	171	9.074	1:33.910
171	7.392	1:36.148	128	1 Lap	1:48.652	911	2 Laps	2:04.228	64	1 Lap	1:45.939	230	1 Lap	1:45.529
88	1 Lap	1:50.938	171	6.617	1:33.774	171	8.948	1:37.089	171	7.812	1:32.978	19	1 Lap	1:41.996
92	1 Lap	1:53.648	49	1 Lap	1:44.994	43	1 Lap	1:46.899	16	1 Lap	1:45.096	64	1 Lap	1:44.852
300	1 Lap	1:53.680	84	19.055	1:36.506	87	1 Lap	1:47.020	28	1 Lap	1:43.569	84	25.907	1:35.868
4	1 Lap	1:51.554	8	20.627	1:37.235	51	1 Lap	1:46.891	43	1 Lap	1:44.151	16	1 Lap	1:45.314
84	17.098	1:37.082	34	1 Lap	1:50.407	35	1 Lap	1:47.012	84	22.687	1:36.119	28	1 Lap	1:44.136
8	17.941	1:37.253	55	22.908	1:38.551	444	1 Lap	1:46.388	87	1 Lap	1:46.773	8	29.846	1:37.347
55	18.906	1:37.425	12	23.615	1:37.437	128	1 Lap	1:48.366	51	1 Lap	1:46.872	55	31.764	1:38.394
12	20.727	1:38.669	88	1 Lap	1:51.050	84	20.683	1:36.386	8	25.147	1:36.284	12	32.670	1:38.318
33	30.482	1:37.639	92	1 Lap	1:50.885	8	22.978	1:37.109	35	1 Lap	1:46.244	43	1 Lap	1:46.566
69	1 Lap	1:55.998	300	1 Lap	1:51.075	55	23.663	1:35.513	55	26.018	1:36.470	87	1 Lap	1:46.715
44	1 Lap	1:56.792	4	1 Lap	1:50.772	12	24.442	1:35.585	12	27.000	1:36.673	51	1 Lap	1:46.836
1	36.141	1:38.639	33	32.503	1:36.570	49	1 Lap	1:47.218	444	1 Lap	1:48.672	35	1 Lap	1:47.902
13	37.849	1:38.083	1	40.293	1:38.701	34	1 Lap	1:49.795	128	1 Lap	1:48.466	444	1 Lap	1:46.876
7	38.732	1:38.315	7	44.606	1:40.423	88	1 Lap	1:51.130	49	1 Lap	1:45.146	49	1 Lap	1:44.577
96	59.729	1:43.772	13	45.787	1:42.487	92	1 Lap	1:51.302	911	2 Laps	2:07.122	128	1 Lap	1:50.780
26	59.899	1:43.387	69	1 Lap	1:53.926	1	45.018	1:39.483	1	49.867	1:38.964	1	55.867	1:38.648
6	1:01.908	1:42.991	44	1 Lap	1:53.326	4	1 Lap	1:50.745	34	1 Lap	1:50.176	7	1:06.569	1:42.380
911	1 Lap	2:01.194	26	1:06.556	1:41.206	300	1 Lap	1:52.168	7	56.837	1:41.811	13	1:08.077	1:41.707
230	1:14.181	1:44.335	96	1:07.946	1:42.766	7	49.141	1:39.293	13	59.018	1:42.648	33	1:09.096	1:40.876
72	1:15.899	1:44.353	6	1:09.892	1:42.533	13	50.485	1:39.456	33	1:00.868	1:44.173	34	1 Lap	1:54.257
64	1:16.763	1:43.235	230	1:24.513	1:44.881	33	50.810	1:53.065	88	1 Lap	1:51.421	911	2 Laps	2:06.881
19	1:20.471	1:42.644	72	1:26.894	1:45.544	44	1 Lap	1:52.875	92	1 Lap	1:51.490	88	1 Lap	1:52.311
16	1:27.052	1:45.063	64	1:27.915	1:45.701	26	1:13.029	1:41.231	4	1 Lap	1:51.870	92	1 Lap	1:52.174
28	1:30.495	1:44.973	19	1:30.428	1:44.506	69	1 Lap	1:55.053	300	1 Lap	1:51.837	4	1 Lap	1:51.614
43	1:31.769	1:47.373				96	1:14.627	1:41.439	26	1:20.336	1:41.422	300	1 Lap	1:51.070
87	1:32.721	1:46.216				6	1:17.948	1:42.814	96	1:22.391	1:41.879	26	1:29.667	1:41.979
51	1:33.643	1:46.422				230	1:33.878	1:44.123	6	1:27.546	1:43.713	96	1:31.917	1:42.174
									44	1 Lap	1:53.163			

# Armed Forces Race Challenge

## RACE 3 - LAP CHART

LAP 11 @ 14:16:56.708			LAP 12 @ 14:18:33.131			LAP 13 @ 14:20:07.174		
NO	BEHIND	LAP TIME	NO	BEHIND	LAP TIME	NO	BEHIND	LAP TIME
65		1:33.182	65		1:36.423	65		1:34.043
6	1 Lap	1:43.002	26	1 Lap	1:43.320	301	3.289	1:32.944
301	4.746	1:35.274	88	2 Laps	1:52.349	171	8.320	1:35.052
171	10.077	1:34.185	4	2 Laps	1:51.965	34	2 Laps	1:50.982
44	2 Laps	1:55.615	301	4.388	1:36.065	26	1 Lap	1:42.393
69	2 Laps	1:54.052	300	2 Laps	1:53.366	96	1 Lap	1:43.497
230	1 Lap	1:44.749	96	1 Lap	1:43.997	88	2 Laps	1:50.351
19	1 Lap	1:43.782	92	2 Laps	1:54.800	4	2 Laps	1:50.113
64	1 Lap	1:43.807	171	7.311	1:33.657	6	1 Lap	1:44.976
84	28.958	1:36.233	6	1 Lap	1:44.243	92	2 Laps	1:52.531
8	33.171	1:36.507	911	3 Laps	2:06.925	300	2 Laps	1:54.252
55	34.093	1:35.511	84	29.747	1:37.212	84	32.592	1:36.888
12	37.870	1:38.382	230	1 Lap	1:45.569	8	36.656	1:36.292
16	1 Lap	1:45.710	8	34.407	1:37.659	55	37.955	1:36.540
28	1 Lap	1:45.638	55	35.458	1:37.788	911	3 Laps	2:03.522
43	1 Lap	1:45.166	19	1 Lap	1:50.213	230	1 Lap	1:44.711
87	1 Lap	1:45.832	12	39.044	1:37.597	12	44.253	1:39.252
51	1 Lap	1:46.230	44	2 Laps	1:54.854	19	1 Lap	1:42.702
35	1 Lap	1:45.937	64	1 Lap	1:48.364	64	1 Lap	1:44.057
444	1 Lap	1:47.109	69	2 Laps	1:56.143	44	2 Laps	1:52.342
1	1:01.618	1:38.933	16	1 Lap	1:44.417	28	1 Lap	1:44.157
49	1 Lap	1:44.708	28	1 Lap	1:44.083	16	1 Lap	1:44.844
128	1 Lap	1:48.449	43	1 Lap	1:44.952	69	2 Laps	1:53.220
7	1:11.567	1:38.180	87	1 Lap	1:46.085	43	1 Lap	1:45.289
13	1:14.146	1:39.251	51	1 Lap	1:45.738	1	1:09.405	1:39.636
33	1:14.364	1:38.450	35	1 Lap	1:45.965	87	1 Lap	1:46.849
34	1 Lap	1:48.691	1	1:03.812	1:38.617	51	1 Lap	1:46.378
			444	1 Lap	1:47.134	35	1 Lap	1:46.609
			49	1 Lap	1:44.217	7	1:19.989	1:39.711
			7	1:14.321	1:39.177	33	1:20.320	1:38.282
			33	1:16.081	1:38.140	49	1 Lap	1:46.564
			13	1:17.987	1:40.264	444	1 Lap	1:49.568
			128	1 Lap	1:49.749	13	1:23.962	1:40.018
						128	1 Lap	1:48.601

# Armed Forces Race Challenge

## RACE 3 - POSITION CHART

No	Name	Lap													
		Pos	1	2	3	4	5	6	7	8	9	10	11	12	13
171	MCDUGALL	1	65	65	65	65	65	65	65	65	65	65	65	65	65
65	WHITE	2	171	171	301	301	301	301	301	301	301	301	301	301	301
84	SMITH	3	301	301	171	171	171	171	171	171	171	171	171	171	171
301	HUGGINS	4	84	84	84	84	84	84	84	84	84	84	84	84	84
55	RODDISON	5	8	8	8	8	8	8	8	8	8	8	8	8	8
12	RUSSELL	6	12	12	12	12	55	55	55	55	55	55	55	55	55
33	FROWEN	7	55	55	55	55	12	12	12	12	12	12	12	12	12
8	ENGLAND	8	33	33	33	33	33	33	1	1	1	1	1	1	1
7	LAMBOURNE	9	1	1	1	1	1	1	1	7	7	7	7	7	7
1	CANDLER	10	13	13	13	13	13	13	7	13	13	13	13	33	33
13	DEWIS	11	7	7	7	7	7	7	13	33	33	33	33	13	13
19	WALLACE-GEORGE	12	6	6	96	96	96	96	26	26	26	26	26	26	26
62	MARTIN-JONES	13	96	96	6	26	26	26	96	96	96	96	96	96	96
96	MCLAUGHLIN	14	26	26	26	6	6	6	6	6	6	6	6	6	6
6	INGLIS	15	62	230	230	230	230	230	230	230	230	230	230	230	230
26	MOSS	16	230	72	72	72	72	72	72	72	19	19	19	19	19
64	TOWNSEND	17	72	43	64	64	64	64	64	19	64	64	64	64	64
230	WATERHOUSE	18	43	64	43	19	19	19	19	64	16	16	16	16	28
43	BEECH	19	64	62	19	16	16	16	16	16	28	28	28	28	16
16	HANCOCK	20	19	87	87	43	43	28	28	28	43	43	43	43	43
87	WOODWARD	21	87	19	16	28	28	43	43	43	87	87	87	87	87
72	HOLMES	22	51	51	51	87	87	87	87	87	51	51	51	51	51
51	COOPER	23	35	28	28	51	51	51	51	51	35	35	35	35	35
444	PHILLIPS	24	16	16	35	35	35	35	35	35	444	444	444	444	49
24	FOUNTAIN	25	444	444	444	444	444	444	444	444	49	49	49	49	444
34	GRAHAM	26	128	35	128	128	128	128	128	128	128	128	128	128	128
128	BEXLEY	27	28	128	700	34	49	49	49	49	34	34	34	34	34
35	BROWN	28	34	34	34	49	34	34	34	34	88	88	88	88	88
300	EVANS	29	300	700	92	92	88	88	88	88	92	4	4	4	4
92	SQUIRES	30	700	92	300	300	92	92	92	92	4	300	92	92	92
88	STANBURY	31	92	300	88	88	300	300	4	4	300	92	300	300	300
4	HYLAND	32	88	88	49	4	4	4	300	300	44	44	44	44	44
28	ARPINO	33	4	4	4	700	69	69	44	44	69	69	69	69	69
44	BARNSDALE	34	49	49	69	69	44	44	69	69	911	911	911	911	911
69	SPICE	35	69	69	44	44	911	911	911	911	911	911	911	911	911
700	OLIVER	36	44	44	911	911	911	911	911	911	911	911	911	911	911
911	LEA / ROYLE	37	911	911	911	911	911	911	911	911	911	911	911	911	911
49	WATSON	38	49	49	49	49	49	49	49	49	49	49	49	49	49
71	LEWIS	39	71	71	71	71	71	71	71	71	71	71	71	71	71

# Armed Forces Race Challenge

## RACE 3 - STATISTICS

**Competitors Started** 38  
**Planned Start** 2024-09-21 @ 13:50:00.000  
**Actual Start** 2024-09-21 @ 13:59:42.425  
**Finish Time** 2024-09-21 @ 14:20:07.173  
**Track Length** 2.1001mi.  
**Total Laps** 424  
**Total Distance Covered** 890.4731mi.

### Session Fastest Lap History

NO	CL	NAME	LAP TIME	TIME OF DAY	LAP	VEHICLE
65	B	Mark WHITE	1:38.562	14:01:21.005	1	Honda Civic Type R
65	B	Mark WHITE	1:32.745	14:02:53.749	2	Honda Civic Type R
65	B	Mark WHITE	1:32.171	14:04:25.920	3	Honda Civic Type R

### Session Leader History

NO	CL	NAME	FROM LAP	LAPS LED	DISTANCE	VEHICLE
65	B	Mark WHITE	1	13	27.30 miles	Honda Civic Type R

### Flag History

TYPE	TIME OF DAY
GREEN	13:59:42.425
FINISH	14:20:07.173

### Flag Statistics

TYPE	COUNT	TOTAL LAPS	TOTAL TIME
Green	1	13	22:10.550
Red	0	0	0.000
Safety Car	0	0	0.000
FCY	0	0	0.000



# Armed Forces Race Challenge

## RACE 3 - STATISTICS

CLASS : D

13 Starters

### Fastest Lap History

NO	NAME	LAP TIME	TIME OF DAY	LAP	VEHICLE
6	Douglas INGLIS	1:51.334	14:01:33.777	1	Mazda MX5
6	Douglas INGLIS	1:42.507	14:03:16.284	2	Mazda MX5

### Leader History

NO	NAME	FROM LAP	LAPS LED	DISTANCE	VEHICLE
6	Douglas INGLIS	1	12	25.20 miles	Mazda MX5

# Armed Forces Race Challenge

## RACE 3 - STATISTICS

CLASS : A

4 Starters

### Fastest Lap History

NO	NAME	LAP TIME	TIME OF DAY	LAP	VEHICLE
8	Phil ENGLAND	1:42.854	14:01:25.286	1	Subaru Impreza
8	Phil ENGLAND	1:35.508	14:03:00.794	2	Subaru Impreza
8	Phil ENGLAND	1:35.286	14:04:36.081	3	Subaru Impreza

### Leader History

NO	NAME	FROM LAP	LAPS LED	DISTANCE	VEHICLE
8	Phil ENGLAND	1	13	27.30 miles	Subaru Impreza

# Armed Forces Race Challenge

## RACE 3 - STATISTICS

**CLASS : B**

**8 Starters**

### Fastest Lap History

NO	NAME	LAP TIME	TIME OF DAY	LAP	VEHICLE
65	Mark WHITE	<b>1:38.562</b>	14:01:21.005	1	Honda Civic Type R
65	Mark WHITE	<b>1:32.745</b>	14:02:53.749	2	Honda Civic Type R
65	Mark WHITE	<b>1:32.171</b>	14:04:25.920	3	Honda Civic Type R

### Leader History

NO	NAME	FROM LAP	LAPS LED	DISTANCE	VEHICLE
65	Mark WHITE	1	13	27.30 miles	Honda Civic Type R

# Armed Forces Race Challenge

## RACE 3 - STATISTICS

**CLASS : C**

13 Starters

### Fastest Lap History

NO	NAME	LAP TIME	TIME OF DAY	LAP	VEHICLE
12	David RUSSELL	<b>1:44.015</b>	14:01:26.453	1	BMW E36
12	David RUSSELL	<b>1:35.377</b>	14:03:01.830	2	BMW E36
12	David RUSSELL	<b>1:35.105</b>	14:04:36.935	3	BMW E36

### Leader History

NO	NAME	FROM LAP	LAPS LED	DISTANCE	VEHICLE
12	David RUSSELL	1	13	27.30 miles	BMW E36

# Armed Forces Race Challenge

## RACE 9 - GRID (20 minutes) - AMENDED

ROW 20	39	<b>49</b> Brian WATSON	
ROW 19	37	<b>700</b> Mark OLIVER	38 <b>911</b> LERA / ROYLE
ROW 18	35	<b>44</b> 1:56.910 Gemma BARNSDALE	36 <b>69</b> 2:00.175 Charlie SPICE
ROW 17	33	<b>4</b> 1:53.779 Mel HYLAND	34 <b>28</b> 1:54.906 Luke ARPINO
ROW 16	31	<b>300</b> 1:52.014 Euan EVANS	32 <b>88</b> 1:52.435 Adam STANBURY
ROW 15	29	<b>35</b> 1:49.900 Richard BROWN	30 <b>92</b> 1:51.681 Jack SQUIRES
ROW 14	27	<b>24</b> 1:48.161 Lloyd FOUNTAIN	28 <b>34</b> 1:49.842 Sean GRAHAM
ROW 13	25	<b>444</b> 1:47.666 Richard PHILLIPS	26 <b>128</b> 1:48.138 Melissa BEXLEY
ROW 12	23	<b>51</b> 1:47.212 Ian COOPER	24 <b>72</b> 1:47.570 Andrew HOLMES
ROW 11	21	<b>43</b> 1:46.438 Matthew BEECH	22 <b>71</b> 1:46.457 Chris SLATOR
ROW 10	19	<b>87</b> 1:46.229 Louis WOODWARD	20 <b>16</b> 1:46.369 Trevor HANCOCK
ROW 9	17	<b>230</b> 1:45.462 Paul WATERHOUSE	18 <b>64</b> 1:45.885 Harry TOWNSEND
ROW 8	15	<b>26</b> 1:44.060 Gareth MOSS	16 <b>6</b> 1:44.391 Douglas INGLIS
ROW 7	13	<b>19</b> 1:41.964 David WALLACE-GEORGE	14 <b>96</b> 1:43.432 Ben MCLAUGHLIN
ROW 6	11	<b>7</b> 1:40.849 Kieran LAMBOURNE	12 <b>62</b> 1:41.771 Paul MARTIN-JONES
ROW 5	9	<b>33</b> 1:39.945 Simon FROWEN	10 <b>13</b> 1:40.841 Adam DEWIS
ROW 4	7	<b>12</b> 1:38.258 David RUSSELL	8 <b>1</b> 1:39.908 Jonathan CANDLER
ROW 3	5	<b>301</b> 1:36.414 Lloyd HUGGINS	6 <b>8</b> 1:38.187 Phil ENGLAND
ROW 2	3	<b>84</b> 1:35.984 Alexander SMITH	4 <b>55</b> 1:36.184 Paul RODDISON
ROW 1	1	<b>171</b> 1:34.987 Callum MACDOUGALL	2 <b>65</b> 1:35.066 Mark WHITE
<b>Pole</b>			

### Comments:

\*No. 49 permitted to start from the back of the grid, qualified out of session

These results are provisional until the conclusion of any judicial and technical matters.

Craft: 2.1001 miles

Clerk Of Course: Ian Denyer

Stewards:

Timekeeper: Stewart Burr



# Armed Forces Race Challenge

## RACE 9 - CLASSIFICATION

Race Distance: 5 Laps / 10.50 miles

POS	NO	CL	PIC	NAME	ENTRY	LAPS	TIME	GAP	DIFF	MPH	BEST	ON	GRD	↑↓
1	71	C	1	Wayne LEWIS	BMW E46 M3	5	7:50.194			80.39	1:30.625	3	7	6
2	65	B	1	Mark WHITE	Honda Civic Type R	5	7:50.702	0.508	0.508	80.31	1:31.616	2	3	1
3	301	B	2	Lloyd HUGGINS	Lotus Exige	5	7:51.535	1.341	0.833	80.17	1:32.280	3	2	-1
4	84	B	3	Alexander SMITH	Honda Integra Type R	5	8:03.097	12.903	11.562	78.25	1:34.394	2	5	1
5	55	B	4	Paul RODDISON	VW Scirocco	5	8:07.130	16.936	4.033	77.60	1:35.224	2	6	1
6	12	C	2	David RUSSELL	BMW E36	5	8:11.425	21.231	4.295	76.92	1:36.604	2	8	2
7	33	A	1	Simon FROWEN	Ginetta G20	5	8:18.393	28.199	6.968	75.84	1:37.213	3	10	3
8	1	C	3	Jonathan CANDLER	Peugeot 306 GTI	5	8:18.654	28.460	0.261	75.81	1:37.226	4	9	1
9	8	A	2	Phil ENGLAND	Subaru Impreza	5	8:23.376	33.182	4.722	75.09	1:35.188	2	4	-5
10	13	B	5	Adam DEWIS	BMW 125	5	8:26.434	36.240	3.058	74.64	1:38.631	4	11	1
11	26	C	4	Gareth MOSS	Mazda MX5	5	8:34.745	44.551	8.311	73.44	1:40.582	4	14	3
12	96	C	5	Ben MCLAUGHLIN	Renault Clio 172	5	8:36.425	46.231	1.680	73.20	1:40.535	4	12	0
13	19	B	6	David WALLACE-GEORGE	Volvo S60 T5	5	8:44.845	54.651	8.420	72.02	1:40.488	4	16	3
14	64	C	6	Harry TOWNSEND	Peugeot 306	5	8:47.417	57.223	2.572	71.67	1:42.294	4	15	1
15	230	C	7	Paul WATERHOUSE	Peugeot 306 GTI-6	5	8:49.547	59.353	2.130	71.38	1:43.513	4	17	2
16	6	D	1	Douglas INGLIS	Mazda MX5	5	8:51.551	1:01.357	2.004	71.11	1:43.629	4	13	-3
17	51	C	8	Ian COOPER	Daewoo Nexia	5	8:54.059	1:03.865	2.508	70.78	1:44.180	5	18	1
18	28	D	2	Luke ARPINO	Mazda MX5	5	8:54.779	1:04.585	0.720	70.68	1:44.048	2	20	2
19	700	C	9	Mark OLIVER	BMW 318is	5	8:55.398	1:05.204	0.619	70.60	1:43.625	4	22	3
20	49	C	10	Brian WATSON	Mini Cooper S	5	8:57.511	1:07.317	2.113	70.32	1:44.253	5	24	4
21	16	D	3	Trevor HANCOCK	Peugeot 206 GTI	5	8:58.527	1:08.333	1.016	70.19	1:44.202	5	19	-2
22	35	C	11	Richard BROWN	Toyota MR2 Roadster	5	9:08.531	1:18.337	10.004	68.91	1:46.875	2	23	1
23	43	D	4	Matthew BEECH	BMW 325i	5	9:09.923	1:19.729	1.392	68.74	1:46.033	3	25	2
24	87	D	5	Louis WOODWARD	BMW 116i	5	9:10.412	1:20.218	0.489	68.68	1:46.161	2	21	-3
25	128	D	6	Melissa BEXLEY	BMW 116i	5	9:13.086	1:22.892	2.674	68.34	1:46.988	3	26	1
26	444	D	7	Richard PHILLIPS	BMW 116i	5	9:13.264	1:23.070	0.178	68.32	1:47.042	3	27	1
27	88	D	8	Adam STANBURY	BMW 116i	5	9:34.512	1:44.318	21.248	65.80	1:50.961	3	29	2
28	4	D	9	Mel HYLAND	BMW 116i	5	9:35.067	1:44.873	0.555	65.73	1:50.959	2	32	4
29	92	D	10	Jack SQUIRES	BMW 116i	5	9:35.844	1:45.650	0.777	65.64	1:50.946	2	30	1
30	300	D	11	Euan EVANS	BMW 116i	5	9:36.169	1:45.975	0.325	65.61	1:50.760	3	31	1
31	44	D	12	Gemma BARNSDALE	BMW 116i	5	9:37.034	1:46.840	0.865	65.51	1:50.601	5	33	2
32	69	D	13	Charlie SPICE	BMW 116i	4	7:54.356	1 Lap	1 Lap	63.75	1:53.048	2	34	2
33	911	C	12	LERA / ROYLE	Toyota MR2 Roadster	4	8:53.210	1 Lap	58.854	56.71	2:07.427	2	35	2
34	34	B	7	Sean GRAHAM	Sultan Locost	4	9:05.072	1 Lap	11.862	55.48	1:53.485	2	28	-6

### NOT CLASSIFIED

DNF	171	B		Callum MCDOUGALL	Caterham Sigmax	3	5:07.461	2 Laps	1 Lap	73.77	1:35.205	2	1	
DNF	7	C		Kieran LAMBOURNE	BMW E46 330	0								

### NOT STARTED

NS	24	D		Lloyd FOUNTAIN	Toyota MR2									
NS	62	A		Paul MARTIN-JONES	Holden Commodore									
NS	72	A		Andrew HOLMES	MGB Roadster									

### FASTEST LAP

71	C			Wayne LEWIS	BMW E46 M3	3	1:30.625			83.42 mph			134.26 kph	
65	B			Mark WHITE	Honda Civic Type R	2	1:31.616			82.52 mph			132.81 kph	
8	A			Phil ENGLAND	Subaru Impreza	2	1:35.188			79.42 mph			127.82 kph	
6	D			Douglas INGLIS	Mazda MX5	4	1:43.629			72.95 mph			117.41 kph	

### Comments:

\*No. 7 did not take the restart

\*No. 24, 62 & 72 did not take the original start

Weather / Track : Cloudy / Dry

These results are provisional until the conclusion of any judicial and technical matters.

Date: 21/09/2024 Start: 17:44 Finish: 17:52

Croft: 2.1001 miles

Clerk Of Course: Ian Denyer

Stewards:

Timekeeper: Stewart Burr



# Armed Forces Race Challenge

## RACE 9 - COMBINED CLASSIFICATION

POS	NO	CL	PIC	NAME	ENTRY	TOTAL		RACE 1		RACE 2	
						LAPS	TIME	LAPS	TIME	LAPS	TIME
1	301	B	1	Lloyd HUGGINS	Lotus Exige	11	17:21.668	6	9:30.133	5	7:51.535
2	65	B	2	Mark WHITE	Honda Civic Type R	11	17:21.788	6	9:31.086	5	7:50.702
3	71	C	1	Wayne LEWIS	BMW E46 M3	11	17:34.852	6	9:44.658	5	7:50.194
4	84	B	3	Alexander SMITH	Honda Integra Type R	11	17:44.729	6	9:41.632	5	8:03.097
5	55	B	4	Paul RODDISON	VW Scirocco	11	17:50.337	6	9:43.207	5	8:07.130
6	12	C	2	David RUSSELL	BMW E36	11	17:57.804	6	9:46.379	5	8:11.425
7	8	A	1	Phil ENGLAND	Subaru Impreza	11	18:04.340	6	9:40.964	5	8:23.376
8	1	C	3	Jonathan CANDLER	Peugeot 306 GTI	11	18:14.793	6	9:56.139	5	8:18.654
9	33	A	2	Simon FROWEN	Ginetta G20	11	18:21.021	6	10:02.628	5	8:18.393
10	13	B	5	Adam DEWIS	BMW 125	11	18:37.154	6	10:10.720	5	8:26.434
11	96	C	4	Ben MCLAUGHLIN	Renault Clio 172	11	18:59.570	6	10:23.145	5	8:36.425
12	26	C	5	Gareth MOSS	Mazda MX5	11	19:06.987	6	10:32.242	5	8:34.745
13	6	D	1	Douglas INGLIS	Mazda MX5	11	19:22.057	6	10:30.506	5	8:51.551
14	19	B	6	David WALLACE-GEORGE	Volvo S60 T5	11	19:24.870	6	10:40.025	5	8:44.845
15	64	C	6	Harry TOWNSEND	Peugeot 306	11	19:26.931	6	10:39.514	5	8:47.417
16	230	C	7	Paul WATERHOUSE	Peugeot 306 GTI-6	11	19:33.090	6	10:43.543	5	8:49.547
17	51	C	8	Ian COOPER	Daewoo Nexia	11	19:44.472	6	10:50.413	5	8:54.059
18	16	D	2	Trevor HANCOCK	Peugeot 206 GTI	11	19:49.772	6	10:51.245	5	8:58.527
19	28	D	3	Luke ARPINO	Mazda MX5	11	19:50.015	6	10:55.236	5	8:54.779
20	700	C	9	Mark OLIVER	BMW 318is	11	19:55.308	6	10:59.910	5	8:55.398
21	49	C	10	Brian WATSON	Mini Cooper S	11	20:02.460	6	11:04.949	5	8:57.511
22	87	D	4	Louis WOODWARD	BMW 116i	11	20:05.683	6	10:55.271	5	9:10.412
23	35	C	11	Richard BROWN	Toyota MR2 Roadster	11	20:12.295	6	11:03.764	5	9:08.531
24	43	D	5	Matthew BEECH	BMW 325i	11	20:16.764	6	11:06.841	5	9:09.923
25	128	D	6	Melissa BEXLEY	BMW 116i	11	20:21.595	6	11:08.509	5	9:13.086
26	444	D	7	Richard PHILLIPS	BMW 116i	11	20:22.034	6	11:08.770	5	9:13.264
27	88	D	8	Adam STANBURY	BMW 116i	10	19:14.111	5	9:39.599	5	9:34.512
28	92	D	9	Jack SQUIRES	BMW 116i	10	19:16.054	5	9:40.210	5	9:35.844
29	4	D	10	Mel HYLAND	BMW 116i	10	19:16.189	5	9:41.122	5	9:35.067
30	300	D	11	Euan EVANS	BMW 116i	10	19:17.255	5	9:41.086	5	9:36.169
31	44	D	12	Gemma BARNSDALE	BMW 116i	10	19:25.936	5	9:48.902	5	9:37.034
32	171	B	7	Callum MCDUGALL	Caterham Sigmax	9	14:36.615	6	9:29.154	3	5:07.461
33	69	D	13	Charlie SPICE	BMW 116i	9	17:55.274	5	10:00.918	4	7:54.356
34	34	B	8	Sean GRAHAM	Sultan Locost	9	18:38.281	5	9:33.209	4	9:05.072
35	911	C	12	LEA / ROYLE	Toyota MR2 Roadster	9	20:18.768	5	11:25.558	4	8:53.210
36	7	C	13	Kieran LAMBOURNE	BMW E46 330	6	9:59.630	6	9:59.630	0	
NS	62	A		Paul MARTIN-JONES	Holden Commodore						
NS	24	D		Lloyd FOUNTAIN	Toyota MR2						
NS	72	A		Andrew HOLMES	MGB Roadster						

### Comments:

\*No. 7 did not take the restart

\*No. 24, 62 & 72 did not take the original start

Weather / Track : Cloudy / Dry

These results are provisional until the conclusion of any judicial and technical matters.

Croft: 2.1001 miles

Clerk Of Course: Ian Denyer

Stewards:

Timekeeper: Stewart Burr



# Armed Forces Race Challenge

## RACE 9 - LAP ANALYSIS

DIFF = Difference To Personal Best Lap

P1 71 Wayne LEWIS				
LAP	LAP TIME	DIFF	MPH	TIME OF DAY
1 -	1:40.880	10.255	74.94	17:46:18.596
2 -	1:31.932 (3)	1.307	82.24	17:47:50.528
3 -	<b>1:30.625 (1)</b>		<b>83.42</b>	<b>17:49:21.153</b>
4 -	1:31.789 (2)	1.164	82.36	17:50:52.942
5 -	1:34.968	4.343	79.61	17:52:27.910

P2 65 Mark WHITE				
LAP	LAP TIME	DIFF	MPH	TIME OF DAY
1 -	1:40.186	8.570	75.46	17:46:17.902
2 -	<b>1:31.616 (1)</b>		<b>82.52</b>	<b>17:47:49.518</b>
3 -	1:32.789 (3)	1.173	81.48	17:49:22.307
4 -	1:32.312 (2)	0.696	81.90	17:50:54.619
5 -	1:33.799	2.183	80.60	17:52:28.418

P3 301 Lloyd HUGGINS				
LAP	LAP TIME	DIFF	MPH	TIME OF DAY
1 -	1:38.599	6.319	76.68	17:46:16.315
2 -	1:32.629 (2)	0.349	81.62	17:47:48.944
3 -	<b>1:32.280 (1)</b>		<b>81.93</b>	<b>17:49:21.224</b>
4 -	1:33.011 (3)	0.731	81.28	17:50:54.235
5 -	1:35.016	2.736	79.57	17:52:29.251

P4 84 Alexander SMITH				
LAP	LAP TIME	DIFF	MPH	TIME OF DAY
1 -	1:41.734	7.340	74.31	17:46:19.450
2 -	<b>1:34.394 (1)</b>		<b>80.09</b>	<b>17:47:53.844</b>
3 -	1:36.488	2.094	78.35	17:49:30.332
4 -	1:35.507 (3)	1.113	79.16	17:51:05.839
5 -	1:34.974 (2)	0.580	79.60	17:52:40.813

P5 55 Paul RODDISON				
LAP	LAP TIME	DIFF	MPH	TIME OF DAY
1 -	1:44.884	9.660	72.08	17:46:22.600
2 -	<b>1:35.224 (1)</b>		<b>79.39</b>	<b>17:47:57.824</b>
3 -	1:36.276	1.052	78.53	17:49:34.100
4 -	1:35.402 (3)	0.178	79.25	17:51:09.502
5 -	1:35.344 (2)	0.120	79.29	17:52:44.846

P6 12 David RUSSELL				
LAP	LAP TIME	DIFF	MPH	TIME OF DAY
1 -	1:43.661	7.057	72.93	17:46:21.377
2 -	<b>1:36.604 (1)</b>		<b>78.26</b>	<b>17:47:57.981</b>
3 -	1:37.108 (3)	0.504	77.85	17:49:35.089
4 -	1:36.676 (2)	0.072	78.20	17:51:11.765
5 -	1:37.376	0.772	77.64	17:52:49.141

P7 33 Simon FROWEN				
LAP	LAP TIME	DIFF	MPH	TIME OF DAY
1 -	1:47.270	10.057	70.48	17:46:24.986
2 -	1:37.437 (2)	0.224	77.59	17:48:02.423
3 -	<b>1:37.213 (1)</b>		<b>77.77</b>	<b>17:49:39.636</b>
4 -	1:38.238	1.025	76.96	17:51:17.874
5 -	1:38.235 (3)	1.022	76.96	17:52:56.109

DIFF = Difference To Personal Best Lap

P8 1 Jonathan CANDLER				
LAP	LAP TIME	DIFF	MPH	TIME OF DAY
1 -	1:47.501	10.275	70.33	17:46:25.217
2 -	1:37.447 (2)	0.221	77.58	17:48:02.664
3 -	1:37.476 (3)	0.250	77.56	17:49:40.140
4 -	<b>1:37.226 (1)</b>		<b>77.76</b>	<b>17:51:17.366</b>
5 -	1:39.004	1.778	76.36	17:52:56.370

P9 8 Phil ENGLAND				
LAP	LAP TIME	DIFF	MPH	TIME OF DAY
1 -	1:39.017	3.829	76.35	17:46:16.733
2 -	<b>1:35.188 (1)</b>		<b>79.42</b>	<b>17:47:51.921</b>
3 -	1:56.298	21.110	65.01	17:49:48.219
4 -	1:36.463 (3)	1.275	78.37	17:51:24.682
5 -	1:36.410 (2)	1.222	78.42	17:53:01.092

P10 13 Adam DEWIS				
LAP	LAP TIME	DIFF	MPH	TIME OF DAY
1 -	1:49.026	10.395	69.34	17:46:26.742
2 -	1:39.558 (3)	0.927	75.94	17:48:06.300
3 -	1:39.727	1.096	75.81	17:49:46.027
4 -	<b>1:38.631 (1)</b>		<b>76.65</b>	<b>17:51:24.658</b>
5 -	1:39.492 (2)	0.861	75.99	17:53:04.150

P11 26 Gareth MOSS				
LAP	LAP TIME	DIFF	MPH	TIME OF DAY
1 -	1:49.314	8.732	69.16	17:46:27.030
2 -	1:40.599 (2)	0.017	75.15	17:48:07.629
3 -	1:42.088 (3)	1.506	74.05	17:49:49.717
4 -	<b>1:40.582 (1)</b>		<b>75.16</b>	<b>17:51:30.299</b>
5 -	1:42.162	1.580	74.00	17:53:12.461

P12 96 Ben MCLAUGHLIN				
LAP	LAP TIME	DIFF	MPH	TIME OF DAY
1 -	1:50.469	9.934	68.44	17:46:28.185
2 -	1:40.833 (2)	0.298	74.98	17:48:09.018
3 -	1:42.064 (3)	1.529	74.07	17:49:51.082
4 -	<b>1:40.535 (1)</b>		<b>75.20</b>	<b>17:51:31.617</b>
5 -	1:42.524	1.989	73.74	17:53:14.141

P13 19 David WALLACE-GEORGE				
LAP	LAP TIME	DIFF	MPH	TIME OF DAY
1 -	1:55.525	15.037	65.44	17:46:33.241
2 -	1:43.805	3.317	72.83	17:48:17.046
3 -	1:42.566 (3)	2.078	73.71	17:49:59.612
4 -	<b>1:40.488 (1)</b>		<b>75.23</b>	<b>17:51:40.100</b>
5 -	1:42.461 (2)	1.973	73.79	17:53:22.561

P14 64 Harry TOWNSEND				
LAP	LAP TIME	DIFF	MPH	TIME OF DAY
1 -	1:53.305	11.011	66.72	17:46:31.021
2 -	1:44.159 (3)	1.865	72.58	17:48:15.180
3 -	1:42.797 (2)	0.503	73.54	17:49:57.977
4 -	<b>1:42.294 (1)</b>		<b>73.91</b>	<b>17:51:40.271</b>
5 -	1:44.862	2.568	72.10	17:53:25.133



# Armed Forces Race Challenge

## RACE 9 - LAP ANALYSIS

DIFF = Difference To Personal Best Lap

P15 230 Paul WATERHOUSE				
LAP	LAP TIME	DIFF	MPH	TIME OF DAY
1 -	1:54.210	10.697	66.19	17:46:31.926
2 -	1:44.154	0.641	72.59	17:48:16.080
3 -	1:43.718 (2)	0.205	72.89	17:49:59.798
4 -	<b>1:43.513 (1)</b>		<b>73.04</b>	<b>17:51:43.311</b>
5 -	1:43.952 (3)	0.439	72.73	17:53:27.263

P16 6 Douglas INGLIS				
LAP	LAP TIME	DIFF	MPH	TIME OF DAY
1 -	1:51.363	7.734	67.89	17:46:29.079
2 -	1:48.185	4.556	69.88	17:48:17.264
3 -	1:44.564 (3)	0.935	72.30	17:50:01.828
4 -	<b>1:43.629 (1)</b>		<b>72.95</b>	<b>17:51:45.457</b>
5 -	1:43.810 (2)	0.181	72.83	17:53:29.267

P17 51 Ian COOPER				
LAP	LAP TIME	DIFF	MPH	TIME OF DAY
1 -	1:55.446	11.266	65.49	17:46:33.162
2 -	1:45.817	1.637	71.44	17:48:18.979
3 -	1:44.342 (3)	0.162	72.45	17:50:03.321
4 -	1:44.274 (2)	0.094	72.50	17:51:47.595
5 -	<b>1:44.180 (1)</b>		<b>72.57</b>	<b>17:53:31.775</b>

P18 28 Luke ARPINO				
LAP	LAP TIME	DIFF	MPH	TIME OF DAY
1 -	1:57.447	13.399	64.37	17:46:35.163
2 -	<b>1:44.048 (1)</b>		<b>72.66</b>	<b>17:48:19.211</b>
3 -	1:44.802	0.754	72.14	17:50:04.013
4 -	1:44.222 (2)	0.174	72.54	17:51:48.235
5 -	1:44.260 (3)	0.212	72.51	17:53:32.495

P19 700 Mark OLIVER				
LAP	LAP TIME	DIFF	MPH	TIME OF DAY
1 -	1:58.736	15.111	63.67	17:46:36.452
2 -	1:43.913 (2)	0.288	72.75	17:48:20.365
3 -	1:45.201	1.576	71.86	17:50:05.566
4 -	<b>1:43.625 (1)</b>		<b>72.96</b>	<b>17:51:49.191</b>
5 -	1:43.923 (3)	0.298	72.75	17:53:33.114

P20 49 Brian WATSON				
LAP	LAP TIME	DIFF	MPH	TIME OF DAY
1 -	1:59.754	15.501	63.13	17:46:37.470
2 -	1:44.269 (2)	0.016	72.51	17:48:21.739
3 -	1:44.943	0.690	72.04	17:50:06.682
4 -	1:44.292 (3)	0.039	72.49	17:51:50.974
5 -	<b>1:44.253 (1)</b>		<b>72.52</b>	<b>17:53:35.227</b>

P21 16 Trevor HANCOCK				
LAP	LAP TIME	DIFF	MPH	TIME OF DAY
1 -	1:58.642	14.440	63.72	17:46:36.358
2 -	1:46.134	1.932	71.23	17:48:22.492
3 -	1:45.282 (3)	1.080	71.81	17:50:07.774
4 -	1:44.267 (2)	0.065	72.51	17:51:52.041
5 -	<b>1:44.202 (1)</b>		<b>72.55</b>	<b>17:53:36.243</b>

DIFF = Difference To Personal Best Lap

P22 35 Richard BROWN				
LAP	LAP TIME	DIFF	MPH	TIME OF DAY
1 -	2:00.334	13.459	62.83	17:46:38.050
2 -	<b>1:46.875 (1)</b>		<b>70.74</b>	<b>17:48:24.925</b>
3 -	1:47.156	0.281	70.55	17:50:12.081
4 -	1:47.016 (2)	0.141	70.64	17:51:59.097
5 -	1:47.150 (3)	0.275	70.56	17:53:46.247

P23 43 Matthew BEECH				
LAP	LAP TIME	DIFF	MPH	TIME OF DAY
1 -	2:03.136	17.103	61.40	17:46:40.852
2 -	1:46.506 (3)	0.473	70.98	17:48:27.358
3 -	<b>1:46.033 (1)</b>		<b>71.30</b>	<b>17:50:13.391</b>
4 -	1:46.290 (2)	0.257	71.13	17:51:59.681
5 -	1:47.958	1.925	70.03	17:53:47.639

P24 87 Louis WOODWARD				
LAP	LAP TIME	DIFF	MPH	TIME OF DAY
1 -	2:02.231	16.070	61.85	17:46:39.947
2 -	<b>1:46.161 (1)</b>		<b>71.21</b>	<b>17:48:26.108</b>
3 -	1:47.055 (2)	0.894	70.62	17:50:13.163
4 -	1:47.163 (3)	1.002	70.55	17:52:00.326
5 -	1:47.802	1.641	70.13	17:53:48.128

P25 128 Melissa BEXLEY				
LAP	LAP TIME	DIFF	MPH	TIME OF DAY
1 -	2:03.560	16.572	61.18	17:46:41.276
2 -	1:47.410 (2)	0.422	70.39	17:48:28.686
3 -	<b>1:46.988 (1)</b>		<b>70.66</b>	<b>17:50:15.674</b>
4 -	1:47.462 (3)	0.474	70.35	17:52:03.136
5 -	1:47.666	0.678	70.22	17:53:50.802

P26 444 Richard PHILLIPS				
LAP	LAP TIME	DIFF	MPH	TIME OF DAY
1 -	2:03.329	16.287	61.30	17:46:41.045
2 -	1:47.966	0.924	70.02	17:48:29.011
3 -	<b>1:47.042 (1)</b>		<b>70.63</b>	<b>17:50:16.053</b>
4 -	1:47.474 (3)	0.432	70.34	17:52:03.527
5 -	1:47.453 (2)	0.411	70.36	17:53:50.980

P27 88 Adam STANBURY				
LAP	LAP TIME	DIFF	MPH	TIME OF DAY
1 -	2:07.718	16.757	59.19	17:46:45.434
2 -	1:51.645 (3)	0.684	67.72	17:48:37.079
3 -	<b>1:50.961 (1)</b>		<b>68.13</b>	<b>17:50:28.040</b>
4 -	1:52.657	1.696	67.11	17:52:20.697
5 -	1:51.531 (2)	0.570	67.78	17:54:12.228

P28 4 Mel HYLAND				
LAP	LAP TIME	DIFF	MPH	TIME OF DAY
1 -	2:09.513	18.554	58.37	17:46:47.229
2 -	<b>1:50.959 (1)</b>		<b>68.13</b>	<b>17:48:38.188</b>
3 -	1:51.074 (2)	0.115	68.06	17:50:29.262
4 -	1:52.446	1.487	67.23	17:52:21.708
5 -	1:51.075 (3)	0.116	68.06	17:54:12.783

# Armed Forces Race Challenge

## RACE 9 - LAP ANALYSIS

DIFF = Difference To Personal Best Lap

<b>P29 92 Jack SQUIRES</b>				
LAP	LAP TIME	DIFF	MPH	TIME OF DAY
1 -	2:09.248	18.302	58.49	17:46:46.964
2 -	<b>1:50.946 (1)</b>		<b>68.14</b>	<b>17:48:37.910</b>
3 -	1:51.076 (2)	0.130	68.06	17:50:28.986
4 -	1:52.193 (3)	1.247	67.38	17:52:21.179
5 -	1:52.381	1.435	67.27	17:54:13.560

<b>P30 300 Euan EVANS</b>				
LAP	LAP TIME	DIFF	MPH	TIME OF DAY
1 -	2:09.880	19.120	58.21	17:46:47.596
2 -	1:51.416 (2)	0.656	67.85	17:48:39.012
3 -	<b>1:50.760 (1)</b>		<b>68.26</b>	<b>17:50:29.772</b>
4 -	1:52.453	1.693	67.23	17:52:22.225
5 -	1:51.660 (3)	0.900	67.71	17:54:13.885

<b>P31 44 Gemma BARNSDALE</b>				
LAP	LAP TIME	DIFF	MPH	TIME OF DAY
1 -	2:10.962	20.361	57.73	17:46:48.678
2 -	1:52.488	1.887	67.21	17:48:41.166
3 -	1:51.200 (2)	0.599	67.99	17:50:32.366
4 -	1:51.783 (3)	1.182	67.63	17:52:24.149
5 -	<b>1:50.601 (1)</b>		<b>68.35</b>	<b>17:54:14.750</b>

<b>P32 69 Charlie SPICE</b>				
LAP	LAP TIME	DIFF	MPH	TIME OF DAY
1 -	2:11.739	18.691	57.39	17:46:49.455
2 -	<b>1:53.048 (1)</b>		<b>66.87</b>	<b>17:48:42.503</b>
3 -	1:53.869 (2)	0.821	66.39	17:50:36.372
4 -	1:55.700 (3)	2.652	65.34	17:52:32.072

<b>P33 911 LERA / ROYLE</b>				
LAP	LAP TIME	DIFF	MPH	TIME OF DAY
1 -	2:23.437	16.010	52.71	17:47:01.153
2 -	<b>2:07.427 (1)</b>		<b>59.33</b>	<b>17:49:08.580</b>
3 -	2:11.433 (3)	4.006	57.52	17:51:20.013
4 -	2:10.913 (2)	3.486	57.75	17:53:30.926

<b>P34 34 Sean GRAHAM</b>				
LAP	LAP TIME	DIFF	MPH	TIME OF DAY
1 -	2:07.632 (2)	14.147	59.23	17:46:45.348
2 -	<b>1:53.485 (1)</b>		<b>66.62</b>	<b>17:48:38.833</b>
3 -	2:27.289 (3)	33.804	51.33	17:51:06.122
4 -	2:36.666	43.181	48.25	17:53:42.788

<b>P35 171 Callum MCDOUGALL</b>				
LAP	LAP TIME	DIFF	MPH	TIME OF DAY
1 -	1:39.885 (2)	4.680	75.69	17:46:17.601
2 -	<b>1:35.205 (1)</b>		<b>79.41</b>	<b>17:47:52.806</b>
3 -	1:52.371 P	17.166	67.28	17:49:45.177

# Armed Forces Race Challenge

## RACE 9 - LAP CHART

LAP 1 @ 17:46:16.315			LAP 2 @ 17:47:48.944			LAP 3 @ 17:49:21.153			LAP 4 @ 17:50:52.942			LAP 5 @ 17:52:27.910		
NO	BEHIND	LAP TIME	NO	BEHIND	LAP TIME	NO	BEHIND	LAP TIME	NO	BEHIND	LAP TIME	NO	BEHIND	LAP TIME
301		1:38.599	301		1:32.629	71		1:30.625	71		1:31.789	71		1:34.968
8	0.418	1:39.017	65	0.574	1:31.616	301	0.071	1:32.280	301	1.293	1:33.011	65	0.508	1:33.799
171	1.286	1:39.885	71	1.584	1:31.932	65	1.154	1:32.789	65	1.677	1:32.312	301	1.341	1:35.016
65	1.587	1:40.186	8	2.977	1:35.188	84	9.179	1:36.488	84	12.897	1:35.507	69	1 Lap	1:55.700
71	2.281	1:40.880	171	3.862	1:35.205	55	12.947	1:36.276	34	1 Lap	2:27.289	84	12.903	1:34.974
84	3.135	1:41.734	84	4.900	1:34.394	12	13.936	1:37.108	55	16.560	1:35.402	55	16.936	1:35.344
12	5.062	1:43.661	55	8.880	1:35.224	33	18.483	1:37.213	12	18.823	1:36.676	12	21.231	1:37.376
55	6.285	1:44.884	12	9.037	1:36.604	1	18.987	1:37.476	1	24.424	1:37.226	33	28.199	1:38.235
33	8.671	1:47.270	33	13.479	1:37.437	171	24.024	1:52.371 P	33	24.932	1:38.238	1	28.460	1:39.004
1	8.902	1:47.501	1	13.720	1:37.447	13	24.874	1:39.727	911	1 Lap	2:11.433	8	33.182	1:36.410
13	10.427	1:49.026	13	17.356	1:39.558	8	27.066	1:56.298	13	31.716	1:38.631	13	36.240	1:39.492
26	10.715	1:49.314	26	18.685	1:40.599	26	28.564	1:42.088	8	31.740	1:36.463	26	44.551	1:42.162
96	11.870	1:50.469	96	20.074	1:40.833	96	29.929	1:42.064	26	37.357	1:40.582	96	46.231	1:42.524
6	12.764	1:51.363	64	26.236	1:44.159	64	36.824	1:42.797	96	38.675	1:40.535	19	54.651	1:42.461
64	14.706	1:53.305	230	27.136	1:44.154	19	38.459	1:42.566	19	47.158	1:40.488	64	57.223	1:44.862
230	15.611	1:54.210	19	28.102	1:43.805	230	38.645	1:43.718	64	47.329	1:42.294	230	59.353	1:43.952
51	16.847	1:55.446	6	28.320	1:48.185	6	40.675	1:44.564	230	50.369	1:43.513	6	1:01.357	1:43.810
19	16.926	1:55.525	51	30.035	1:45.817	51	42.168	1:44.342	6	52.515	1:43.629	911	1 Lap	2:10.913
28	18.848	1:57.447	28	30.267	1:44.048	28	42.860	1:44.802	51	54.653	1:44.274	51	1:03.865	1:44.180
16	20.043	1:58.642	700	31.421	1:43.913	700	44.413	1:45.201	28	55.293	1:44.222	28	1:04.585	1:44.260
700	20.137	1:58.736	49	32.795	1:44.269	49	45.529	1:44.943	700	56.249	1:43.625	700	1:05.204	1:43.923
49	21.155	1:59.754	16	33.548	1:46.134	16	46.621	1:45.282	49	58.032	1:44.292	49	1:07.317	1:44.253
35	21.735	2:00.334	35	35.981	1:46.875	35	50.928	1:47.156	16	59.099	1:44.267	16	1:08.333	1:44.202
87	23.632	2:02.231	87	37.164	1:46.161	87	52.010	1:47.055	35	1:06.155	1:47.016	34	1 Lap	2:36.666
43	24.537	2:03.136	43	38.414	1:46.506	43	52.238	1:46.033	43	1:06.739	1:46.290	35	1:18.337	1:47.150
444	24.730	2:03.329	128	39.742	1:47.410	128	54.521	1:46.988	87	1:07.384	1:47.163	43	1:19.729	1:47.958
128	24.961	2:03.560	444	40.067	1:47.966	444	54.900	1:47.042	128	1:10.194	1:47.462	87	1:20.218	1:47.802
34	29.033	2:07.632	88	48.135	1:51.645	88	1:06.887	1:50.961	444	1:10.585	1:47.474	128	1:22.892	1:47.666
88	29.119	2:07.718	92	48.966	1:50.946	92	1:07.833	1:51.076	88	1:27.755	1:52.657	444	1:23.070	1:47.453
92	30.649	2:09.248	4	49.244	1:50.959	4	1:08.109	1:51.074	92	1:28.237	1:52.193	88	1:44.318	1:51.531
4	30.914	2:09.513	34	49.889	1:53.485	300	1:08.619	1:50.760	4	1:28.766	1:52.446	4	1:44.873	1:51.075
300	31.281	2:09.880	300	50.068	1:51.416	44	1:11.213	1:51.200	300	1:29.283	1:52.453	92	1:45.650	1:52.381
44	32.363	2:10.962	44	52.222	1:52.488	69	1:15.219	1:53.869	44	1:31.207	1:51.783	300	1:45.975	1:51.660
69	33.140	2:11.739	69	53.559	1:53.048							44	1:46.840	1:50.601
911	44.838	2:23.437	911	1:19.636	2:07.427									

# Armed Forces Race Challenge

## RACE 9 - POSITION CHART

No	Name	Lap Pos	Lap				
			1	2	3	4	5
171	MCDUGALL	1	301	301	71	71	71
301	HUGGINS	2	8	65	301	301	65
65	WHITE	3	171	71	65	65	301
8	ENGLAND	4	65	8	84	84	84
84	SMITH	5	71	171	55	55	55
55	RODDISON	6	84	84	12	12	12
71	LEWIS	7	12	55	33	1	33
12	RUSSELL	8	55	12	1	33	1
1	CANDLER	9	33	33	171	13	8
33	FROWEN	10	1	1	13	8	13
13	DEWIS	11	13	13	8	26	26
96	MCLAUGHLIN	12	26	26	26	96	96
6	INGLIS	13	96	96	96	19	19
26	MOSS	14	6	64	64	64	64
64	TOWNSEND	15	64	230	19	230	230
19	WALLACE-GEORGE	16	230	19	230	6	6
230	WATERHOUSE	17	51	6	6	51	51
51	COOPER	18	19	51	51	28	28
16	HANCOCK	19	28	28	28	700	700
28	ARPINO	20	16	700	700	49	49
87	WOODWARD	21	700	49	49	16	16
700	OLIVER	22	49	16	16	35	35
35	BROWN	23	35	35	35	43	43
49	WATSON	24	87	87	87	87	87
43	BEECH	25	43	43	43	128	128
128	BEXLEY	26	444	128	128	444	444
444	PHILLIPS	27	128	444	444	88	88
34	GRAHAM	28	34	88	88	92	4
88	STANBURY	29	88	92	92	4	92
92	SQUIRES	30	92	4	4	300	300
300	EVANS	31	4	34	300	44	44
4	HYLAND	32	300	300	44	69	
44	BARNSDALE	33	44	44	69	911	
69	SPICE	34	69	69	34	34	
911	LERA / ROYLE	35	911	911	911		
62	MARTIN-JONES	36					
24	FOUNTAIN	37					
72	HOLMES	38					
7	LAMBOURNE	39					

# Armed Forces Race Challenge

## RACE 9 - FIRST PART RED FLAG STOP - INFORMATION SHEET

Race Distance: 7 Laps / 14.70 miles

POS	NO	CL	PIC	NAME	ENTRY	LAPS	TIME	GAP	DIFF	MPH	BEST	ON	GRD	↑↓
1	171*	B	1	Callum MCDOUGALL	Caterham Sigmax	7	11:04.251			79.67	1:33.523	4	1	0
2	301	B	2	Lloyd HUGGINS	Lotus Exige	7	11:05.139	0.888	0.888	79.56	1:32.613	3	5	3
3	65	B	3	Mark WHITE	Honda Civic Type R	7	11:06.162	1.911	1.023	79.44	1:33.077	3	2	-1
4	8	A	1	Phil ENGLAND	Subaru Impreza	7	11:15.897	11.646	9.735	78.30	1:34.854	6	6	2
5	84	B	4	Alexander SMITH	Honda Integra Type R	7	11:17.508	13.257	1.611	78.11	1:34.937	3	3	-2
6	71	C	1	Wayne LEWIS	BMW E46 M3	7	11:18.989	14.738	1.481	77.94	1:31.799	5	39	33
7	55	B	5	Paul RODDISON	VW Scirocco	7	11:22.802	18.551	3.813	77.51	1:34.957	5	4	-3
8	12	C	2	David RUSSELL	BMW E36	7	11:23.615	19.364	0.813	77.41	1:34.921	5	7	-1
9	1	C	3	Jonathan CANDLER	Peugeot 306 GTI	6	9:56.139	1 Lap	1 Lap	76.09	1:37.401	5	8	-1
10	7	C	4	Kieran LAMBOURNE	BMW E46 330	6	9:59.630	1 Lap	3.491	75.65	1:37.357	3	11	1
11	33	A	2	Simon FROWEN	Ginetta G20	6	10:02.628	1 Lap	2.998	75.27	1:37.173	5	9	-2
12	13	B	6	Adam DEWIS	BMW 125	6	10:10.720	1 Lap	8.092	74.27	1:39.615	2	10	-2
13	96	C	5	Ben MCCLAUGHLIN	Renault Clio 172	6	10:23.145	1 Lap	12.425	72.79	1:41.646	5	14	1
14	6	D	1	Douglas INGLIS	Mazda MX5	6	10:30.506	1 Lap	7.361	71.94	1:42.299	4	16	2
15	26	C	6	Gareth MOSS	Mazda MX5	6	10:32.242	1 Lap	1.736	71.75	1:40.986	4	15	0
16	64	C	7	Harry TOWNSEND	Peugeot 306	6	10:39.514	1 Lap	7.272	70.93	1:43.488	6	18	2
17	19	B	7	David WALLACE-GEORGE	Volvo S60 T5	6	10:40.025	1 Lap	0.511	70.87	1:40.517	6	13	-4
18	230	C	8	Paul WATERHOUSE	Peugeot 306 GTI-6	6	10:43.543	1 Lap	3.518	70.49	1:44.844	6	17	-1
19	51	C	9	Ian COOPER	Daewoo Nexia	6	10:50.413	1 Lap	6.870	69.74	1:45.549	5	22	3
20	16	D	2	Trevor HANCOCK	Peugeot 206 GTI	6	10:51.245	1 Lap	0.832	69.65	1:45.107	3	20	0
21	28	D	3	Luke ARPINO	Mazda MX5	6	10:55.236	1 Lap	3.991	69.23	1:43.636	5	33	12
22	87	D	4	Louis WOODWARD	BMW 116i	6	10:55.271	1 Lap	0.035	69.22	1:46.254	4	19	-3
23	700	C	10	Mark OLIVER	BMW 318is	6	10:59.910	1 Lap	4.639	68.74	1:44.990	4	36	13
24	35	C	11	Richard BROWN	Toyota MR2 Roadster	6	11:03.764	1 Lap	3.854	68.34	1:47.691	6	28	4
25	49	C	12	Brian WATSON	Mini Cooper S	6	11:04.949	1 Lap	1.185	68.22	1:45.046	4	38	13
26	43	D	5	Matthew BEECH	BMW 325i	6	11:06.841	1 Lap	1.892	68.02	1:46.586	5	21	-5
27	128	D	6	Melissa BEXLEY	BMW 116i	6	11:08.509	1 Lap	1.668	67.85	1:47.418	5	25	-2
28	444	D	7	Richard PHILLIPS	BMW 116i	6	11:08.770	1 Lap	0.261	67.83	1:46.470	5	24	-4
29	34	B	8	Sean GRAHAM	Sultan Locost	6	11:27.839	1 Lap	19.069	65.95	1:51.298	3	27	-2
30	88	D	8	Adam STANBURY	BMW 116i	5	9:39.599	2 Laps	1 Lap	65.22	1:51.946	3	31	1
31	92	D	9	Jack SQUIRES	BMW 116i	5	9:40.210	2 Laps	0.611	65.15	1:50.862	3	29	-2
32	300	D	10	Euan EVANS	BMW 116i	5	9:41.086	2 Laps	0.876	65.05	1:51.060	3	30	-2
33	4	D	11	Mel HYLAND	BMW 116i	5	9:41.122	2 Laps	0.036	65.05	1:50.935	3	32	-1
34	44	D	12	Gemma BARNSDALE	BMW 116i	5	9:48.902	2 Laps	7.780	64.19	1:52.289	2	34	0
35	69	D	13	Charlie SPICE	BMW 116i	5	10:00.918	2 Laps	12.016	62.90	1:55.570	2	35	0
36	911	C	13	LERA / ROYLE	Toyota MR2 Roadster	5	11:25.558	2 Laps	1:24.640	55.14	2:13.199	2	37	1

### NOT STARTED

NS	62	A		Paul MARTIN-JONES	Holden Commodore									12
NS	72	A		Andrew HOLMES	MGB Roadster									23
NS	24	D		Lloyd FOUNTAIN	Toyota MR2									26

### FASTEST LAP

71	C		Wayne LEWIS	BMW E46 M3	5	1:31.799			82.36 mph		132.54 kph
301	B		Lloyd HUGGINS	Lotus Exige	3	1:32.613			81.63 mph		131.38 kph
8	A		Phil ENGLAND	Subaru Impreza	6	1:34.854			79.70 mph		128.27 kph
6	D		Douglas INGLIS	Mazda MX5	4	1:42.299			73.90 mph		118.94 kph

### Comments:

\*No. 171 - transponder stopped working, please see Timekeepers

Red Flag (end of session): 17:22

Weather / Track : Cloudy / Dry

These results are provisional until the conclusion of any judicial and technical matters.

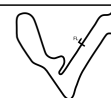
Date: 21/09/2024 Start: 17:11 Finish: 00:00

Croft: 2.1001 miles

Clerk Of Course: Ian Denyer

Stewards:

Timekeeper: Stewart Burr



# Armed Forces Race Challenge

## RACE 9 - STATISTICS

**Competitors Started** 35  
**Planned Start** 2024-09-21 @ 17:20:00.000  
**Actual Start** 2024-09-21 @ 17:44:37.716  
**Finish Time** 2024-09-21 @ 17:52:27.909  
**Track Length** 2.1001mi.  
**Total Laps** 170  
**Total Distance Covered** 357.0293mi.

### Session Fastest Lap History

NO	CL	NAME	LAP TIME	TIME OF DAY	LAP	VEHICLE
301	B	Lloyd HUGGINS	1:38.599	17:46:16.343	1	Lotus Exige
301	B	Lloyd HUGGINS	1:32.629	17:47:48.971	2	Lotus Exige
65	B	Mark WHITE	1:31.616	17:47:49.534	2	Honda Civic Type R
71	C	Wayne LEWIS	1:30.625	17:49:21.168	3	BMW E46 M3

### Session Leader History

NO	CL	NAME	FROM LAP	LAPS LED	DISTANCE	VEHICLE
301	B	Lloyd HUGGINS	1	2	4.20 miles	Lotus Exige
71	C	Wayne LEWIS	3	3	6.30 miles	BMW E46 M3

### Flag History

TYPE	TIME OF DAY
GREEN	17:44:37.716
FINISH	17:52:27.909

### Flag Statistics

TYPE	COUNT	TOTAL LAPS	TOTAL TIME
Green	1	5	9:54.234
Red	0	0	0.000
Safety Car	0	0	0.000
FCY	0	0	0.000

# Armed Forces Race Challenge

## RACE 9 - STATISTICS

CLASS : D

13 Starters

### Fastest Lap History

NO	NAME	LAP TIME	TIME OF DAY	LAP	VEHICLE
6	Douglas INGLIS	1:51.363	17:46:29.095	1	Mazda MX5
6	Douglas INGLIS	1:48.185	17:48:17.172	2	Mazda MX5
28	Luke ARPINO	1:44.048	17:48:19.224	2	Mazda MX5
6	Douglas INGLIS	1:43.629	17:51:45.473	4	Mazda MX5

### Leader History

NO	NAME	FROM LAP	LAPS LED	DISTANCE	VEHICLE
6	Douglas INGLIS	1	5	10.50 miles	Mazda MX5

# Armed Forces Race Challenge

## RACE 9 - STATISTICS

CLASS : A

2 Starters

### Fastest Lap History

NO	NAME	LAP TIME	TIME OF DAY	LAP	VEHICLE
8	Phil ENGLAND	1:39.017	17:46:16.738	1	Subaru Impreza
8	Phil ENGLAND	1:35.188	17:47:51.927	2	Subaru Impreza

### Leader History

NO	NAME	FROM LAP	LAPS LED	DISTANCE	VEHICLE
8	Phil ENGLAND	1	2	4.20 miles	Subaru Impreza
33	Simon FROWEN	3	3	6.30 miles	Ginetta G20



# Armed Forces Race Challenge

## RACE 9 - STATISTICS

**CLASS : B**

**8 Starters**

### Fastest Lap History

NO	NAME	LAP TIME	TIME OF DAY	LAP	VEHICLE
301	Lloyd HUGGINS	<b>1:38.599</b>	17:46:16.343	1	Lotus Exige
301	Lloyd HUGGINS	<b>1:32.629</b>	17:47:48.971	2	Lotus Exige
65	Mark WHITE	<b>1:31.616</b>	17:47:49.534	2	Honda Civic Type R

### Leader History

NO	NAME	FROM LAP	LAPS LED	DISTANCE	VEHICLE
301	Lloyd HUGGINS	1	4	8.40 miles	Lotus Exige
65	Mark WHITE	5	1	2.10 miles	Honda Civic Type R

# Armed Forces Race Challenge

## RACE 9 - STATISTICS

CLASS : C

12 Starters

### Fastest Lap History

NO	NAME	LAP TIME	TIME OF DAY	LAP	VEHICLE
71	Wayne LEWIS	<b>1:40.880</b>	17:46:18.611	1	BMW E46 M3
71	Wayne LEWIS	<b>1:31.932</b>	17:47:50.543	2	BMW E46 M3
71	Wayne LEWIS	<b>1:30.625</b>	17:49:21.168	3	BMW E46 M3

### Leader History

NO	NAME	FROM LAP	LAPS LED	DISTANCE	VEHICLE
71	Wayne LEWIS	1	5	10.50 miles	BMW E46 M3