



FREAKY PARTS SPORT SPECIALS CHAMPIONSHIP



750 Motor Club Race Meeting
Mallory Park
6th October 2024

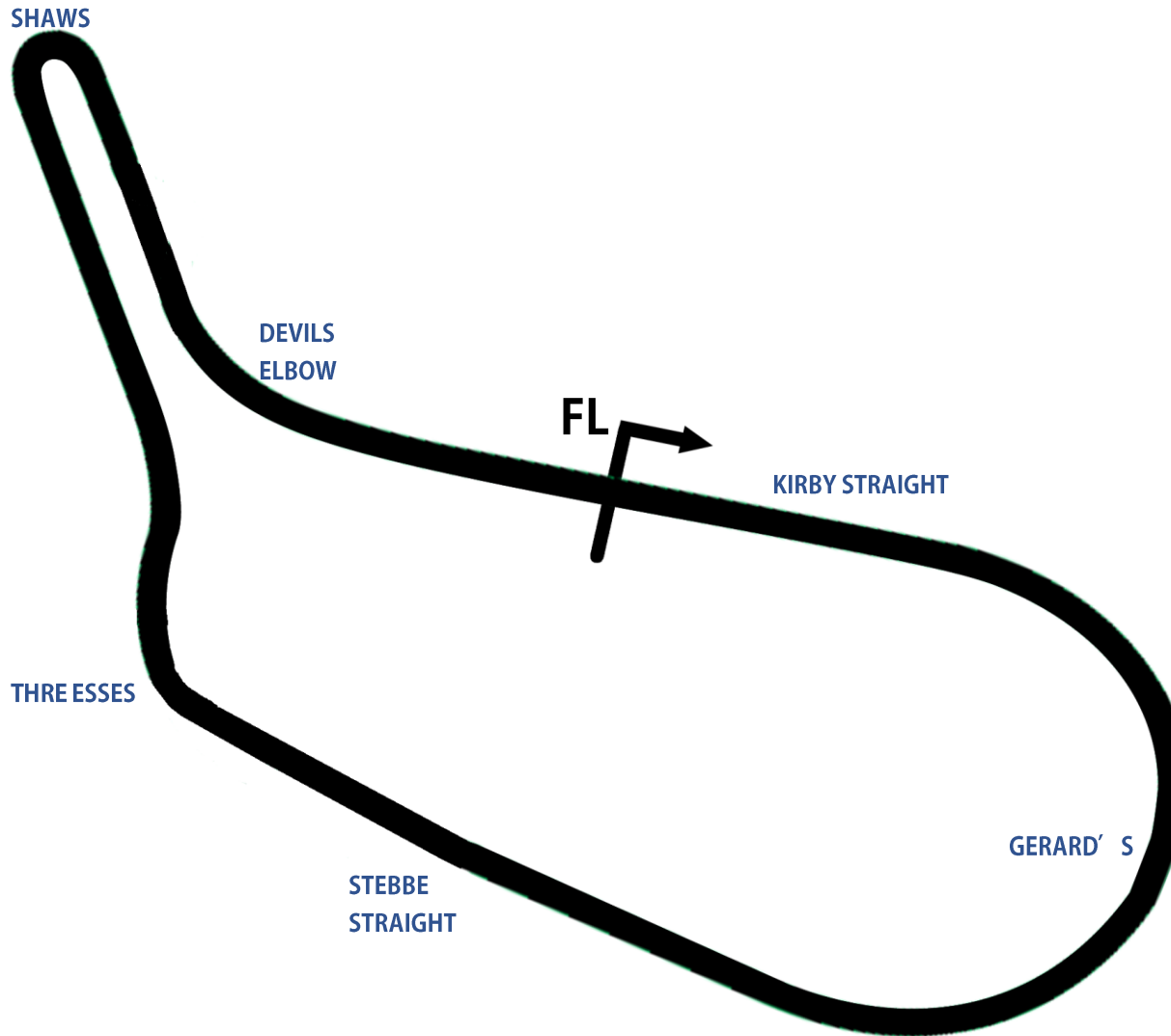


Timing & Results Provided by Timing Solutions Ltd

www.tsl-timing.com

Mallory Park Circuit

Kirby Mallory, Leicestershire, UK




Length	1.3900 miles 2.237 km 2237.0m	
FL	52.59867 N	1.33695 W

750MC Race Meeting - Mallory Park - 6th October 2024

Freaky Parts Sport Specials Championship

QUALIFYING - RACES 5 & 11 - CLASSIFICATION



FREAKY PARTS



POS	NO	CL	PIC	NAME	ENTRY	TIME	ON	LAPS	GAP	DIFF	MPH
1	53	A	1	Andy HILEY	Chronos HR1S	46.826	12	12			103.78
2	11	A	2	Paul COLLINGWOOD	Eclipse SM1	47.074	8	12	0.248	0.248	103.24
3	64	A	3	Anton LANDON	Cyana MK2	48.760	11	11	1.934	1.686	99.67
4	50	B	1	Gary GOODYEAR	Caterham S3	49.947	9	11	3.121	1.187	97.30
5	10	A	4	Nigel BROWN	Sylva Phaser	49.959	8	11	3.133	0.012	97.27
6	531	A	5	Jonathan WESTON-TAYLOR	Lotus Elise S2	50.923	9	10	4.097	0.964	95.43
7	7	C	1	Stewart MUTCH	MEV Exocet R	51.471	9	11	4.645	0.548	94.42
8	24	B	2	Marcus CROOK	Fisher Fury	51.526	10	10	4.700	0.055	94.32
9	58	C	2	Micky SCOTT	MEV Exocet R	51.772	9	10	4.946	0.246	93.87
10	71	C	3	Ben SHORT	MEV Exocet	52.214	10	10	5.388	0.442	93.07
11	38	B	3	Jamie BRACHER	Sylva Phoenix	52.487	7	10	5.661	0.273	92.59
12	18	B	4	Colin BENHAM	CB Phoenix	52.704	9	11	5.878	0.217	92.21
13	69	C	4	Gerard O'DONOGHUE	MEV Exocet R	53.076	8	10	6.250	0.372	91.56
14	27	B	5	Andrew HAYWARD	Sylva Clubman	53.849	2	2	7.023	0.773	90.25
15	65	B	6	Martyn HAYWARD	Sylva Phoenix	54.931	9	10	8.105	1.082	88.47
16	30	B	7	Stuart THOMPSON	MK Indy RR	56.220	1	1	9.394	1.289	86.44
17	49	B	8	Simon DODD	Formula 27	57.548	9	10	10.722	1.328	84.45
18	26	B	9	Alan ROBINSON	Sylva Phoenix	59.328	7	9	12.502	1.780	81.91

Weather / Track : Cloudy / Dry

These results are provisional until the conclusion of any judicial and technical matters.

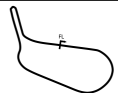
Date: 06/10/2024 Start: 10:49 Finish: 11:09

Mallory Park: 1.3500 miles


Clerk Of Course: Lynne Spurr

Stewards:

Timekeeper: Stewart Burr



750MC Race Meeting - Mallory Park - 6th October 2024



FREAKY PARTS

Freaky Parts Sport Specials Championship

QUALIFYING - RACES 5 & 11 - 2ND FASTEST CLASSIFICATION



POS	NO	CL	PIC	NAME	ENTRY	TIME	ON	LAPS	GAP	DIFF	MPH
1	11	A	1	Paul COLLINGWOOD	Eclipse SM1	47.088	9	12			103.21
2	53	A	2	Andy HILEY	Chronos HR1S	47.255	8	12	0.167	0.167	102.84
3	64	A	3	Anton LANDON	Cyana MK2	48.850	10	11	1.762	1.595	99.48
4	50	B	1	Gary GOODYEAR	Caterham S3	49.984	11	11	2.896	1.134	97.23
5	10	A	4	Nigel BROWN	Sylva Phaser	50.215	10	11	3.127	0.231	96.78
6	531	A	5	Jonathan WESTON-TAYLOR	Lotus Elise S2	51.122	10	10	4.034	0.907	95.06
7	24	B	2	Marcus CROOK	Fisher Fury	51.554	9	10	4.466	0.432	94.27
8	7	C	1	Stewart MUTCH	MEV Exocet R	51.563	10	11	4.475	0.009	94.25
9	58	C	2	Micky SCOTT	MEV Exocet R	52.136	7	10	5.048	0.573	93.21
10	71	C	3	Ben SHORT	MEV Exocet	52.308	8	10	5.220	0.172	92.91
11	38	B	3	Jamie BRACHER	Sylva Phoenix	52.601	8	10	5.513	0.293	92.39
12	18	B	4	Colin BENHAM	CB Phoenix	52.900	8	11	5.812	0.299	91.87
13	69	C	4	Gerard O'DONOGHUE	MEV Exocet R	54.557	10	10	7.469	1.657	89.08
14	65	B	5	Martyn HAYWARD	Sylva Phoenix	55.114	10	10	8.026	0.557	88.18
15	49	B	6	Simon DODD	Formula 27	57.688	8	10	10.600	2.574	84.24
16	26	B	7	Alan ROBINSON	Sylva Phoenix	59.420	9	9	12.332	1.732	81.79
17	27	B	8	Andrew HAYWARD	Sylva Clubman	59.691	1	2	12.603	0.271	81.41
19	30	B	10	Stuart THOMPSON	MK Indy RR			1			

Weather / Track : Cloudy / Dry

These results are provisional until the conclusion of any judicial and technical matters.

Date: 06/10/2024 Start: 10:49 Finish: 11:09

Mallory Park: 1.3500 miles

Clerk Of Course: Lynne Spurr

Stewards:

Timekeeper: Stewart Burr



750MC Race Meeting - Mallory Park - 6th October 2024

Freaky Parts Sport Specials Championship

QUALIFYING - RACES 5 & 11 - LAP ANALYSIS

DIFF = Difference To Personal Best Lap

P1 53 Andy HILEY				
LAP	LAP TIME	DIFF	MPH	TIME OF DAY
1 -	49.462	2.636	98.25	10:51:11.525
2 -	49.131	2.305	98.91	10:52:00.656
3 -	48.748	1.922	99.69	10:52:49.404
4 -	10:38.022	9:51.196	7.61	11:03:27.426
5 -	49.048	2.222	99.08	11:04:16.474
6 -	48.033	1.207	101.18	11:05:04.507
7 -	48.312	1.486	100.59	11:05:52.819
8 -	47.255 (2)	0.429	102.84	11:06:40.074
9 -	47.347 (3)	0.521	102.64	11:07:27.421
10 -	48.210	1.384	100.80	11:08:15.631
11 -	47.671	0.845	101.94	11:09:03.302
12 -	46.826 (1)		103.78	11:09:50.128

P2 11 Paul COLLINGWOOD				
LAP	LAP TIME	DIFF	MPH	TIME OF DAY
1 -	51.676	4.602	94.04	10:51:16.396
2 -	50.226	3.152	96.76	10:52:06.622
3 -	48.680	1.606	99.83	10:52:55.302
4 -	10:34.829	9:47.755	7.65	11:03:30.131
5 -	48.068	0.994	101.10	11:04:18.199
6 -	48.246	1.172	100.73	11:05:06.445
7 -	47.413 (3)	0.339	102.50	11:05:53.858
8 -	47.074 (1)		103.24	11:06:40.932
9 -	47.088 (2)	0.014	103.21	11:07:28.020
10 -	48.565	1.491	100.07	11:08:16.585
11 -	48.333	1.259	100.55	11:09:04.918
12 -	48.221	1.147	100.78	11:09:53.139

P3 64 Anton LANDON				
LAP	LAP TIME	DIFF	MPH	TIME OF DAY
1 -	55.927	7.167	86.89	10:51:33.129
2 -	51.847	3.087	93.73	10:52:24.976
3 -	52.273	3.513	92.97	10:53:17.249
4 -	10:25.463	9:36.703	7.77	11:03:42.712
5 -	58.360	9.600	83.27	11:04:41.072
6 -	50.118	1.358	96.97	11:05:31.190
7 -	51.833	3.073	93.76	11:06:23.023
8 -	49.357	0.597	98.46	11:07:12.380
9 -	49.179 (3)	0.419	98.82	11:08:01.559
10 -	48.850 (2)	0.090	99.48	11:08:50.409
11 -	48.760 (1)		99.67	11:09:39.169

P4 50 Gary GOODYEAR				
LAP	LAP TIME	DIFF	MPH	TIME OF DAY
1 -	53.779	3.832	90.36	10:51:22.051
2 -	53.286	3.339	91.20	10:52:15.337
3 -	52.328	2.381	92.87	10:53:07.665
4 -	10:28.967	9:39.020	7.72	11:03:36.632
5 -	52.560	2.613	92.46	11:04:29.192
6 -	50.578	0.631	96.08	11:05:19.770
7 -	50.065 (3)	0.118	97.07	11:06:09.835
8 -	50.833	0.886	95.60	11:07:00.668
9 -	49.947 (1)		97.30	11:07:50.615
10 -	50.610	0.663	96.02	11:08:41.225
11 -	49.984 (2)	0.037	97.23	11:09:31.209

P5 10 Nigel BROWN				
LAP	LAP TIME	DIFF	MPH	TIME OF DAY
1 -	57.115	7.156	85.09	10:51:42.976

DIFF = Difference To Personal Best Lap

2 -	54.929	4.970	88.47	10:52:37.905
3 -	10:52.364	10:02.405	7.44	11:03:30.269
4 -	51.924	1.965	93.59	11:04:22.193
5 -	50.614	0.655	96.02	11:05:12.807
6 -	51.900	1.941	93.64	11:06:04.707
7 -	50.812	0.853	95.64	11:06:55.519
8 -	49.959 (1)		97.27	11:07:45.478
9 -	50.409 (3)	0.450	96.41	11:08:35.887
10 -	50.215 (2)	0.256	96.78	11:09:26.102
11 -	51.941	1.982	93.56	11:10:18.043

P6 531 Jonathan WESTON-TAYLOR				
LAP	LAP TIME	DIFF	MPH	TIME OF DAY
1 -	57.318	6.395	84.79	10:51:53.012
2 -	53.694	2.771	90.51	10:52:46.706
3 -	10:45.810	9:54.887	7.52	11:03:32.516
4 -	52.900	1.977	91.87	11:04:25.416
5 -	52.987	2.064	91.72	11:05:18.403
6 -	53.010	2.087	91.68	11:06:11.413
7 -	52.201	1.278	93.10	11:07:03.614
8 -	51.566 (3)	0.643	94.24	11:07:55.180
9 -	50.923 (1)		95.43	11:08:46.103
10 -	51.122 (2)	0.199	95.06	11:09:37.225

P7 7 Stewart MUTCH				
LAP	LAP TIME	DIFF	MPH	TIME OF DAY
1 -	55.802	4.331	87.09	10:51:45.001
2 -	53.376	1.905	91.05	10:52:38.377
3 -	10:43.837	9:52.366	7.54	11:03:22.214
4 -	52.399	0.928	92.74	11:04:14.613
5 -	51.671 (3)	0.200	94.05	11:05:06.284
6 -	52.139	0.668	93.21	11:05:58.423
7 -	52.047	0.576	93.37	11:06:50.470
8 -	52.005	0.534	93.45	11:07:42.475
9 -	51.471 (1)		94.42	11:08:33.946
10 -	51.563 (2)	0.092	94.25	11:09:25.509
11 -	53.435	1.964	90.95	11:10:18.944

P8 24 Marcus CROOK				
LAP	LAP TIME	DIFF	MPH	TIME OF DAY
1 -	1:00.854	9.328	79.86	10:51:33.977
2 -	54.928	3.402	88.47	10:52:28.905
3 -	11:11.843	10:20.317	7.23	11:03:40.748
4 -	54.673	3.147	88.89	11:04:35.421
5 -	58.905	7.379	82.50	11:05:34.326
6 -	51.849 (3)	0.323	93.73	11:06:26.175
7 -	59.539	8.013	81.62	11:07:25.714
8 -	53.196	1.670	91.36	11:08:18.910
9 -	51.554 (2)	0.028	94.27	11:09:10.464
10 -	51.526 (1)		94.32	11:10:01.990

P9 58 Micky SCOTT				
LAP	LAP TIME	DIFF	MPH	TIME OF DAY
1 -	57.844	6.072	84.01	10:51:41.021
2 -	54.119	2.347	89.80	10:52:35.140
3 -	10:48.860	9:57.088	7.49	11:03:24.000
4 -	52.583	0.811	92.42	11:04:16.583
5 -	52.363 (3)	0.591	92.81	11:05:08.946
6 -	52.380	0.608	92.78	11:06:01.326
7 -	52.136 (2)	0.364	93.21	11:06:53.462
8 -	52.438	0.666	92.68	11:07:45.900
9 -	51.772 (1)		93.87	11:08:37.672

750MC Race Meeting - Mallory Park - 6th October 2024

Freaky Parts Sport Specials Championship

QUALIFYING - RACES 5 & 11 - LAP ANALYSIS

DIFF = Difference To Personal Best Lap

10 - 52.799 1.027 92.04 11:09:30.471

P10 71 Ben SHORT				
LAP	LAP TIME	DIFF	MPH	TIME OF DAY
1 -	56.562	4.348	85.92	10:51:46.231
2 -	55.024	2.810	88.32	10:52:41.255
3 -	10:43.858	9:51.644	7.54	11:03:25.113
4 -	53.263	1.049	91.24	11:04:18.376
5 -	52.493	0.279	92.58	11:05:10.869
6 -	52.554	0.340	92.47	11:06:03.423
7 -	53.093	0.879	91.53	11:06:56.516
8 -	52.308 (2)	0.094	92.91	11:07:48.824
9 -	52.364 (3)	0.150	92.81	11:08:41.188
10 -	52.214 (1)		93.07	11:09:33.402

P11 38 Jamie BRACHER				
LAP	LAP TIME	DIFF	MPH	TIME OF DAY
1 -	1:10.106	17.619	69.32	10:52:06.503
2 -	54.957	2.470	88.43	10:53:01.460
3 -	10:37.612	9:45.125	7.62	11:03:39.072
4 -	54.851	2.364	88.60	11:04:33.923
5 -	55.631	3.144	87.36	11:05:29.554
6 -	53.579	1.092	90.70	11:06:23.133
7 -	52.487 (1)		92.59	11:07:15.620
8 -	52.601 (2)	0.114	92.39	11:08:08.221
9 -	54.128	1.641	89.78	11:09:02.349
10 -	53.402 (3)	0.915	91.00	11:09:55.751

P12 18 Colin BENHAM				
LAP	LAP TIME	DIFF	MPH	TIME OF DAY
1 -	55.132	2.428	88.15	10:51:21.560
2 -	55.235	2.531	87.98	10:52:16.795
3 -	56.658	3.954	85.77	10:53:13.453
4 -	10:26.825	9:34.121	7.75	11:03:40.278
5 -	54.720	2.016	88.81	11:04:34.998
6 -	55.057	2.353	88.27	11:05:30.055
7 -	53.953	1.249	90.07	11:06:24.008
8 -	52.900 (2)	0.196	91.87	11:07:16.908
9 -	52.704 (1)		92.21	11:08:09.612
10 -	53.380 (3)	0.676	91.04	11:09:02.992
11 -	53.772	1.068	90.38	11:09:56.764

P13 69 Gerard O'DONOGHUE				
LAP	LAP TIME	DIFF	MPH	TIME OF DAY
1 -	1:00.734	7.658	80.02	10:51:53.293
2 -	58.803	5.727	82.64	10:52:52.096
3 -	10:45.238	9:52.162	7.53	11:03:37.334
4 -	56.009	2.933	86.77	11:04:33.343
5 -	57.587	4.511	84.39	11:05:30.930
6 -	55.067	1.991	88.25	11:06:25.997
7 -	54.741 (3)	1.665	88.78	11:07:20.738
8 -	53.076 (1)		91.56	11:08:13.814
9 -	55.337	2.261	87.82	11:09:09.151
10 -	54.557 (2)	1.481	89.08	11:10:03.708

P14 27 Andrew HAYWARD				
LAP	LAP TIME	DIFF	MPH	TIME OF DAY
1 -	59.691 (2)	5.842	81.41	10:51:34.549
2 -	53.849 (1)		90.25	10:52:28.398

DIFF = Difference To Personal Best Lap

P15 65 Martyn HAYWARD				
LAP	LAP TIME	DIFF	MPH	TIME OF DAY
1 -	1:00.746	5.815	80.00	10:51:40.789
2 -	1:00.324	5.393	80.56	10:52:41.113
3 -	10:54.252	9:59.321	7.42	11:03:35.365
4 -	57.125	2.194	85.07	11:04:32.490
5 -	56.770	1.839	85.60	11:05:29.260
6 -	56.429	1.498	86.12	11:06:25.689
7 -	57.205	2.274	84.95	11:07:22.894
8 -	55.844 (3)	0.913	87.02	11:08:18.738
9 -	54.931 (1)		88.47	11:09:13.669
10 -	55.114 (2)	0.183	88.18	11:10:08.783

P16 30 Stuart THOMPSON				
LAP	LAP TIME	DIFF	MPH	TIME OF DAY
1 -	56.220 (1)		86.44	10:51:38.785

P17 49 Simon DODD				
LAP	LAP TIME	DIFF	MPH	TIME OF DAY
1 -	1:00.817	3.269	79.91	10:51:35.296
2 -	57.703 (3)	0.155	84.22	10:52:32.999
3 -	10:59.513	10:01.965	7.36	11:03:32.512
4 -	58.131	0.583	83.60	11:04:30.643
5 -	1:00.249	2.701	80.66	11:05:30.892
6 -	58.391	0.843	83.23	11:06:29.283
7 -	59.903	2.355	81.13	11:07:29.186
8 -	57.688 (2)	0.140	84.24	11:08:26.874
9 -	57.548 (1)		84.45	11:09:24.422
10 -	59.332	1.784	81.91	11:10:23.754

P18 26 Alan ROBINSON				
LAP	LAP TIME	DIFF	MPH	TIME OF DAY
1 -	1:11.616	12.288	67.86	10:52:07.165
2 -	1:07.029	7.701	72.50	10:53:14.194
3 -	10:46.202	9:46.874	7.52	11:04:00.396
4 -	1:02.821	3.493	77.36	11:05:03.217
5 -	1:03.606	4.278	76.40	11:06:06.823
6 -	1:00.439 (3)	1.111	80.41	11:07:07.262
7 -	59.328 (1)		81.91	11:08:06.590
8 -	1:00.749	1.421	80.00	11:09:07.339
9 -	59.420 (2)	0.092	81.79	11:10:06.759

750MC Race Meeting - Mallory Park - 6th October 2024

Freaky Parts Sport Specials Championship

QUALIFYING - RACES 5 & 11 - STATISTICS

Competitors Started 18
Planned Start 2024-10-06 @ 11:00:00.000
Actual Start 2024-10-06 @ 10:49:20.430
Finish Time 2024-10-06 @ 11:09:29.775
Track Length 1.3500mi.
Total Laps 171
Total Distance Covered 230.8500mi.

Session Fastest Lap History

NO	CL	NAME	LAP TIME	TIME OF DAY	LAP	VEHICLE
53	A	Andy HILEY	49.462	10:51:11.522	1	Chronos HR1S
53	A	Andy HILEY	49.131	10:52:00.653	2	Chronos HR1S
53	A	Andy HILEY	48.748	10:52:49.401	3	Chronos HR1S
11	A	Paul COLLINGWOOD	48.680	10:52:55.298	3	Eclipse SM1
11	A	Paul COLLINGWOOD	48.068	11:04:18.194	5	Eclipse SM1
53	A	Andy HILEY	48.033	11:05:04.504	6	Chronos HR1S
11	A	Paul COLLINGWOOD	47.413	11:05:53.855	7	Eclipse SM1
53	A	Andy HILEY	47.255	11:06:40.071	8	Chronos HR1S
11	A	Paul COLLINGWOOD	47.074	11:06:40.927	8	Eclipse SM1
53	A	Andy HILEY	46.826	11:09:50.126	12	Chronos HR1S

Flag History

TYPE	TIME OF DAY
GREEN	10:49:20.430
RED	10:53:22.373
GREEN	11:02:28.612
FINISH	11:09:29.775

Flag Statistics

TYPE	COUNT	TOTAL LAPS	TOTAL TIME
Green	2	12	12:26.397
Red	1	0	9:06.238
Safety Car	0	0	0.000
FCY	0	0	0.000

750MC Race Meeting - Mallory Park - 6th October 2024

Freaky Parts Sport Specials Championship

QUALIFYING - RACES 5 & 11 - STATISTICS

CLASS : A

5 Starters

Fastest Lap History

NO	NAME	LAP TIME	TIME OF DAY	LAP	VEHICLE
53	Andy HILEY	49.462	10:51:11.522	1	Chronos HR1S
53	Andy HILEY	49.131	10:52:00.653	2	Chronos HR1S
53	Andy HILEY	48.748	10:52:49.401	3	Chronos HR1S
11	Paul COLLINGWOOD	48.680	10:52:55.298	3	Eclipse SM1
11	Paul COLLINGWOOD	48.068	11:04:18.194	5	Eclipse SM1
53	Andy HILEY	48.033	11:05:04.504	6	Chronos HR1S
11	Paul COLLINGWOOD	47.413	11:05:53.855	7	Eclipse SM1
53	Andy HILEY	47.255	11:06:40.071	8	Chronos HR1S
11	Paul COLLINGWOOD	47.074	11:06:40.927	8	Eclipse SM1
53	Andy HILEY	46.826	11:09:50.126	12	Chronos HR1S

750MC Race Meeting - Mallory Park - 6th October 2024

Freaky Parts Sport Specials Championship

QUALIFYING - RACES 5 & 11 - STATISTICS

CLASS : B

9 Starters

Fastest Lap History

NO	NAME	LAP TIME	TIME OF DAY	LAP	VEHICLE
18	Colin BENHAM	55.132	10:51:21.557	1	CB Phoenix
50	Gary GOODYEAR	53.779	10:51:22.043	1	Caterham S3
50	Gary GOODYEAR	53.286	10:52:15.330	2	Caterham S3
50	Gary GOODYEAR	52.328	10:53:07.659	3	Caterham S3
50	Gary GOODYEAR	50.578	11:05:19.764	6	Caterham S3
50	Gary GOODYEAR	50.065	11:06:09.828	7	Caterham S3
50	Gary GOODYEAR	49.947	11:07:50.609	9	Caterham S3

750MC Race Meeting - Mallory Park - 6th October 2024

Freaky Parts Sport Specials Championship

QUALIFYING - RACES 5 & 11 - STATISTICS


CLASS : C

4 Starters

Fastest Lap History

NO	NAME	LAP TIME	TIME OF DAY	LAP	VEHICLE
58	Micky SCOTT	57.844	10:51:41.015	1	MEV Exocet R
7	Stewart MUTCH	55.802	10:51:45.015	1	MEV Exocet R
58	Micky SCOTT	54.119	10:52:35.138	2	MEV Exocet R
7	Stewart MUTCH	53.376	10:52:38.390	2	MEV Exocet R
7	Stewart MUTCH	52.399	11:04:14.627	4	MEV Exocet R
7	Stewart MUTCH	51.671	11:05:06.298	5	MEV Exocet R
7	Stewart MUTCH	51.471	11:08:33.960	9	MEV Exocet R

750MC Race Meeting - Mallory Park - 6th October 2024



FREAKY PARTS

Freaky Parts Sport Specials Championship

RACE 5 - GRID (15 minutes)



ROW 9	17	57.548	49 Simon DODD	18	59.328	26 Alan ROBINSON
ROW 8		54.931	15 65 Martyn HAYWARD		56.220	16 30 Stuart THOMPSON
ROW 7	13	53.076	69 Gerard O'DONOGHUE	14	53.849	27 Andrew HAYWARD
ROW 6		52.487	11 38 Jamie BRACHER		52.704	12 18 Colin BENHAM
ROW 5	9	51.772	58 Micky SCOTT	10	52.214	71 Ben SHORT
ROW 4		51.471	7 7 Stewart MUTCH		51.526	8 24 Marcus CROOK
ROW 3	5	49.959	10 Nigel BROWN	6	50.923	531 Jonathan WESTON-TAYLOR
ROW 2		48.760	3 64 Anton LANDON		49.947	4 50 Gary GOODYEAR
ROW 1	1	46.826	53 Andy HILEY	2	47.074	11 Paul COLLINGWOOD
Pole						

These results are provisional until the conclusion of any judicial and technical matters.

Mallory Park: 1.3500 miles


Clerk Of Course: Lynne Spurr

Stewards:

Timekeeper: Stewart Burr



750MC Race Meeting - Mallory Park - 6th October 2024



FREAKY PARTS

Freaky Parts Sport Specials Championship

RACE 5 - CLASSIFICATION



Race Distance: 18 Laps / 24.30 miles

POS	NO	CL	PIC	NAME	ENTRY	LAPS	TIME	GAP	DIFF	MPH	BEST	ON	GRD	↑↓
1	64	A	1	Anton LANDON	Cyana MK2	18	15:32.288			93.83	49.509	16	3	2
2	10	A	2	Nigel BROWN	Sylva Phaser	18	15:32.865	0.577	0.577	93.77	49.964	15	5	3
3	531	A	3	Jonathan WESTON-TAYLOR	Lotus Elise S2	18	15:59.469	27.181	26.604	91.17	52.027	6	6	3
4	50	B	1	Gary GOODYEAR	Caterham S3	18	16:07.839	35.551	8.370	90.38	52.018	4	4	0
5	7	C	1	Stewart MUTCH	MEV Exocet R	18	16:15.865	43.577	8.026	89.64	52.534	3	7	2
6	58	C	2	Micky SCOTT	MEV Exocet R	18	16:17.693	45.405	1.828	89.47	52.833	4	9	3
7	30	B	2	Stuart THOMPSON	MK Indy RR	17	15:56.269	1 Lap	1 Lap	86.39	52.834	6	16	9
8	18	B	3	Colin BENHAM	CB Phoenix	16	15:36.528	2 Laps	1 Lap	83.03	56.026	5	12	4
9	49	B	4	Simon DODD	Formula 27	15	15:45.709	3 Laps	1 Lap	77.08	58.372	13	17	8
10	69	C	3	Gerard O'DONOGHUE	MEV Exocet R	15	16:02.026	3 Laps	16.317	75.77	56.051	4	13	3

NOT CLASSIFIED

DNF	53	A		Andy HILEY	Chronos HR1S	16	13:43.704	2 Laps	0.000	94.40	49.190	11	1	
DNF	24	B		Marcus CROOK	Fisher Fury	14	12:36.902	4 Laps	2 Laps	89.89	51.437	4	8	
DNF	71	C		Ben SHORT	MEV Exocet	11	10:01.871	7 Laps	3 Laps	88.82	53.253	3	10	
DNF	26	B		Alan ROBINSON	Sylva Phoenix	11	11:25.826	7 Laps	1:23.955	77.94	59.056	5	18	
DNF	38	B		Jamie BRACHER	Sylva Phoenix	10	9:21.064	8 Laps	1 Lap	86.62	53.224	5	11	
DNF	65	B		Martyn HAYWARD	Sylva Phoenix	5	4:54.174	13 Laps	5 Laps	82.60	55.912	3	15	
DNF	27	B		Andrew HAYWARD	Sylva Clubman	4	3:48.494	14 Laps	1 Lap	85.07	53.540	3	14	
DNF	11	A		Paul COLLINGWOOD	Eclipse SM1	0								2

FASTEST LAP

	53	A		Andy HILEY	Chronos HR1S	11	49.190			98.80 mph		159.00 kph		
	24	B		Marcus CROOK	Fisher Fury	4	51.437			94.48 mph		152.05 kph		
	7	C		Stewart MUTCH	MEV Exocet R	3	52.534			92.51 mph		148.88 kph		

Weather / Track : Cloudy / Dry

These results are provisional until the conclusion of any judicial and technical matters.

Date: 06/10/2024 Start: 14:29 Finish: 14:44

Mallory Park: 1.3500 miles

Clerk Of Course: Lynne Spurr

Stewards:

Timekeeper: Stewart Burr



750MC Race Meeting - Mallory Park - 6th October 2024

Freaky Parts Sport Specials Championship

RACE 5 - LAP ANALYSIS

DIFF = Difference To Personal Best Lap

P1 64 Anton LANDON				
LAP	LAP TIME	DIFF	MPH	TIME OF DAY
1 -	1:00.532	11.023	80.28	14:30:03.139
2 -	53.559	4.050	90.74	14:30:56.698
3 -	52.519	3.010	92.53	14:31:49.217
4 -	51.005	1.496	95.28	14:32:40.222
5 -	50.736	1.227	95.78	14:33:30.958
6 -	50.547	1.038	96.14	14:34:21.505
7 -	51.782	2.273	93.85	14:35:13.287
8 -	50.376	0.867	96.47	14:36:03.663
9 -	50.674	1.165	95.90	14:36:54.337
10 -	50.900	1.391	95.48	14:37:45.237
11 -	50.338 (3)	0.829	96.54	14:38:35.575
12 -	50.646	1.137	95.96	14:39:26.221
13 -	51.395	1.886	94.56	14:40:17.616
14 -	50.731	1.222	95.79	14:41:08.347
15 -	50.023 (2)	0.514	97.15	14:41:58.370
16 -	49.509 (1)		98.16	14:42:47.879
17 -	53.336	3.827	91.12	14:43:41.215
18 -	53.680	4.171	90.53	14:44:34.895

P2 10 Nigel BROWN				
LAP	LAP TIME	DIFF	MPH	TIME OF DAY
1 -	1:01.038	11.074	79.62	14:30:03.645
2 -	53.406	3.442	91.00	14:30:57.051
3 -	52.802	2.838	92.04	14:31:49.853
4 -	50.915	0.951	95.45	14:32:40.768
5 -	50.503	0.539	96.23	14:33:31.271
6 -	50.689	0.725	95.87	14:34:21.960
7 -	51.592	1.628	94.20	14:35:13.552
8 -	50.983	1.019	95.32	14:36:04.535
9 -	50.546	0.582	96.15	14:36:55.081
10 -	50.469	0.505	96.29	14:37:45.550
11 -	50.456 (3)	0.492	96.32	14:38:36.006
12 -	50.779	0.815	95.70	14:39:26.785
13 -	51.206	1.242	94.91	14:40:17.991
14 -	50.972	1.008	95.34	14:41:08.963
15 -	49.964 (1)		97.27	14:41:58.927
16 -	49.978 (2)	0.014	97.24	14:42:48.905
17 -	51.972	2.008	93.51	14:43:40.877
18 -	54.595	4.631	89.01	14:44:35.472

P3 531 Jonathan WESTON-TAYLOR				
LAP	LAP TIME	DIFF	MPH	TIME OF DAY
1 -	59.676	7.649	81.43	14:30:02.283
2 -	53.927	1.900	90.12	14:30:56.210
3 -	52.046 (2)	0.019	93.37	14:31:48.256
4 -	53.300	1.273	91.18	14:32:41.556
5 -	52.611	0.584	92.37	14:33:34.167
6 -	52.027 (1)		93.41	14:34:26.194
7 -	52.396	0.369	92.75	14:35:18.590
8 -	53.267	1.240	91.23	14:36:11.857
9 -	52.579	0.552	92.43	14:37:04.436
10 -	53.093	1.066	91.53	14:37:57.529
11 -	53.202	1.175	91.34	14:38:50.731
12 -	52.862	0.835	91.93	14:39:43.593
13 -	54.347	2.320	89.42	14:40:37.940
14 -	52.620	0.593	92.36	14:41:30.560
15 -	53.093	1.066	91.53	14:42:23.653
16 -	52.283 (3)	0.256	92.95	14:43:15.936
17 -	53.347	1.320	91.10	14:44:09.283
18 -	52.793	0.766	92.05	14:45:02.076

DIFF = Difference To Personal Best Lap

P4 50 Gary GOODYEAR				
LAP	LAP TIME	DIFF	MPH	TIME OF DAY
1 -	59.515	7.497	81.65	14:30:02.122
2 -	53.898	1.880	90.17	14:30:56.020
3 -	54.646	2.628	88.93	14:31:50.666
4 -	52.018 (1)		93.42	14:32:42.684
5 -	52.101 (2)	0.083	93.28	14:33:34.785
6 -	52.458	0.440	92.64	14:34:27.243
7 -	52.325 (3)	0.307	92.88	14:35:19.568
8 -	54.572	2.554	89.05	14:36:14.140
9 -	52.622	0.604	92.35	14:37:06.762
10 -	53.069	1.051	91.57	14:37:59.831
11 -	53.028	1.010	91.64	14:38:52.859
12 -	54.461	2.443	89.23	14:39:47.320
13 -	53.539	1.521	90.77	14:40:40.859
14 -	52.956	0.938	91.77	14:41:33.815
15 -	53.513	1.495	90.81	14:42:27.328
16 -	54.367	2.349	89.39	14:43:21.695
17 -	54.412	2.394	89.31	14:44:16.107
18 -	54.339	2.321	89.43	14:45:10.446

P5 7 Stewart MUTCH				
LAP	LAP TIME	DIFF	MPH	TIME OF DAY
1 -	1:04.985	12.451	74.78	14:30:07.592
2 -	55.696	3.162	87.25	14:31:03.288
3 -	52.534 (1)		92.51	14:31:55.822
4 -	53.224	0.690	91.31	14:32:49.046
5 -	53.306	0.772	91.17	14:33:42.352
6 -	53.673	1.139	90.54	14:34:36.025
7 -	52.875 (2)	0.341	91.91	14:35:28.900
8 -	53.868	1.334	90.22	14:36:22.768
9 -	53.886	1.352	90.19	14:37:16.654
10 -	53.718	1.184	90.47	14:38:10.372
11 -	53.662	1.128	90.56	14:39:04.034
12 -	53.851	1.317	90.24	14:39:57.885
13 -	53.449	0.915	90.92	14:40:51.334
14 -	53.270	0.736	91.23	14:41:44.604
15 -	53.848	1.314	90.25	14:42:38.452
16 -	53.815	1.281	90.30	14:43:32.267
17 -	53.017 (3)	0.483	91.66	14:44:25.284
18 -	53.188	0.654	91.37	14:45:18.472

P6 58 Micky SCOTT				
LAP	LAP TIME	DIFF	MPH	TIME OF DAY
1 -	1:03.509	10.676	76.52	14:30:06.116
2 -	54.916	2.083	88.49	14:31:01.032
3 -	53.322	0.489	91.14	14:31:54.354
4 -	52.833 (1)		91.98	14:32:47.187
5 -	53.611	0.778	90.65	14:33:40.798
6 -	54.444	1.611	89.26	14:34:35.242
7 -	53.615	0.782	90.64	14:35:28.857
8 -	55.625	2.792	87.37	14:36:24.482
9 -	53.947	1.114	90.08	14:37:18.429
10 -	53.362	0.529	91.07	14:38:11.791
11 -	53.670	0.837	90.55	14:39:05.461
12 -	53.856	1.023	90.24	14:39:59.317
13 -	52.843 (2)	0.010	91.97	14:40:52.160
14 -	53.862	1.029	90.23	14:41:46.022
15 -	54.006	1.173	89.99	14:42:40.028
16 -	53.302 (3)	0.469	91.17	14:43:33.330
17 -	53.455	0.622	90.91	14:44:26.785
18 -	53.515	0.682	90.81	14:45:20.300

750MC Race Meeting - Mallory Park - 6th October 2024

Freaky Parts Sport Specials Championship

RACE 5 - LAP ANALYSIS

DIFF = Difference To Personal Best Lap

P7 30 Stuart THOMPSON				
LAP	LAP TIME	DIFF	MPH	TIME OF DAY
1 -	1:05.431	12.597	74.27	14:30:08.038
2 -	56.430	3.596	86.12	14:31:04.468
3 -	53.513	0.679	90.81	14:31:57.981
4 -	53.104 (2)	0.270	91.51	14:32:51.085
5 -	53.364	0.530	91.07	14:33:44.449
6 -	52.834 (1)		91.98	14:34:37.283
7 -	53.272 (3)	0.438	91.22	14:35:30.555
8 -	54.198	1.364	89.67	14:36:24.753
9 -	54.183	1.349	89.69	14:37:18.936
10 -	56.012	3.178	86.76	14:38:14.948
11 -	54.396	1.562	89.34	14:39:09.344
12 -	54.789	1.955	88.70	14:40:04.133
13 -	54.101	1.267	89.83	14:40:58.234
14 -	54.131	1.297	89.78	14:41:52.365
15 -	53.884	1.050	90.19	14:42:46.249
16 -	54.582	1.748	89.04	14:43:40.831
17 -	1:18.045	25.211	62.27	14:44:58.876

P8 18 Colin BENHAM				
LAP	LAP TIME	DIFF	MPH	TIME OF DAY
1 -	1:07.864	11.838	71.61	14:30:10.471
2 -	58.471	2.445	83.11	14:31:08.942
3 -	56.639 (3)	0.613	85.80	14:32:05.581
4 -	56.433 (2)	0.407	86.11	14:33:02.014
5 -	56.026 (1)		86.74	14:33:58.040
6 -	58.408	2.382	83.20	14:34:56.448
7 -	59.096	3.070	82.23	14:35:55.544
8 -	1:00.666	4.640	80.11	14:36:56.210
9 -	57.982	1.956	83.81	14:37:54.192
10 -	58.206	2.180	83.49	14:38:52.398
11 -	57.574	1.548	84.41	14:39:49.972
12 -	56.742	0.716	85.65	14:40:46.714
13 -	57.226	1.200	84.92	14:41:43.940
14 -	58.743	2.717	82.73	14:42:42.683
15 -	58.070	2.044	83.69	14:43:40.753
16 -	58.382	2.356	83.24	14:44:39.135

P9 49 Simon DODD				
LAP	LAP TIME	DIFF	MPH	TIME OF DAY
1 -	1:11.353	12.981	68.11	14:30:13.960
2 -	1:02.930	4.558	77.22	14:31:16.890
3 -	1:00.953	2.581	79.73	14:32:17.843
4 -	59.241 (2)	0.869	82.03	14:33:17.084
5 -	59.513 (3)	1.141	81.66	14:34:16.597
6 -	59.974	1.602	81.03	14:35:16.571
7 -	1:00.918	2.546	79.77	14:36:17.489
8 -	1:04.106	5.734	75.81	14:37:21.595
9 -	1:01.475	3.103	79.05	14:38:23.070
10 -	1:15.242	16.870	64.59	14:39:38.312
11 -	1:09.377	11.005	70.05	14:40:47.689
12 -	59.657	1.285	81.46	14:41:47.346
13 -	58.372 (1)		83.25	14:42:45.718
14 -	59.709	1.337	81.39	14:43:45.427
15 -	1:02.889	4.517	77.27	14:44:48.316

P10 69 Gerard O'DONOGHUE				
LAP	LAP TIME	DIFF	MPH	TIME OF DAY
1 -	1:10.601	14.550	68.83	14:30:13.208
2 -	57.331	1.280	84.77	14:31:10.539
3 -	56.134 (2)	0.083	86.57	14:32:06.673

DIFF = Difference To Personal Best Lap

4 -	56.051 (1)		86.70	14:33:02.724
5 -	56.373	0.322	86.21	14:33:59.097
6 -	57.485	1.434	84.54	14:34:56.582
7 -	57.255	1.204	84.88	14:35:53.837
8 -	56.297 (3)	0.246	86.32	14:36:50.134
9 -	59.510	3.459	81.66	14:37:49.644
10 -	56.639	0.588	85.80	14:38:46.283
11 -	2:28.829	1:32.778	32.65	14:41:15.112
12 -	58.067	2.016	83.69	14:42:13.179
13 -	57.106	1.055	85.10	14:43:10.285
14 -	57.167	1.116	85.01	14:44:07.452
15 -	57.181	1.130	84.99	14:45:04.633

P11 53 Andy HILEY				
LAP	LAP TIME	DIFF	MPH	TIME OF DAY
1 -	55.086	5.896	88.22	14:29:57.693
2 -	53.375	4.185	91.05	14:30:51.068
3 -	51.858	2.668	93.71	14:31:42.926
4 -	51.421	2.231	94.51	14:32:34.347
5 -	51.068	1.878	95.16	14:33:25.415
6 -	51.035	1.845	95.22	14:34:16.450
7 -	51.763	2.573	93.88	14:35:08.213
8 -	51.830	2.640	93.76	14:36:00.043
9 -	53.007	3.817	91.68	14:36:53.050
10 -	51.169	1.979	94.97	14:37:44.219
11 -	49.190 (1)		98.80	14:38:33.409
12 -	51.787	2.597	93.84	14:39:25.196
13 -	51.395	2.205	94.56	14:40:16.591
14 -	49.984 (3)	0.794	97.23	14:41:06.575
15 -	50.286	1.096	96.64	14:41:56.861
16 -	49.450 (2)	0.260	98.28	14:42:46.311

P12 24 Marcus CROOK				
LAP	LAP TIME	DIFF	MPH	TIME OF DAY
1 -	1:01.804	10.367	78.63	14:30:04.411
2 -	55.657	4.220	87.32	14:31:00.068
3 -	52.956	1.519	91.77	14:31:53.024
4 -	51.437 (1)		94.48	14:32:44.461
5 -	51.503 (2)	0.066	94.36	14:33:35.964
6 -	52.358 (3)	0.921	92.82	14:34:28.322
7 -	53.466	2.029	90.89	14:35:21.788
8 -	54.306	2.869	89.49	14:36:16.094
9 -	52.780	1.343	92.08	14:37:08.874
10 -	53.147	1.710	91.44	14:38:02.021
11 -	52.921	1.484	91.83	14:38:54.942
12 -	53.434	1.997	90.95	14:39:48.376
13 -	52.965	1.528	91.75	14:40:41.341
14 -	58.168	6.731	83.55	14:41:39.509

P13 71 Ben SHORT				
LAP	LAP TIME	DIFF	MPH	TIME OF DAY
1 -	1:04.067	10.814	75.85	14:30:06.674
2 -	55.300	2.047	87.88	14:31:01.974
3 -	53.253 (1)		91.26	14:31:55.227
4 -	54.169	0.916	89.71	14:32:49.396
5 -	53.278 (3)	0.025	91.21	14:33:42.674
6 -	53.862	0.609	90.23	14:34:36.536
7 -	53.275 (2)	0.022	91.22	14:35:29.811
8 -	53.748	0.495	90.42	14:36:23.559
9 -	53.689	0.436	90.52	14:37:17.248
10 -	53.462	0.209	90.90	14:38:10.710
11 -	53.768	0.515	90.38	14:39:04.478

750MC Race Meeting - Mallory Park - 6th October 2024

Freaky Parts Sport Specials Championship

RACE 5 - LAP ANALYSIS

DIFF = Difference To Personal Best Lap

P14 26 Alan ROBINSON				
LAP	LAP TIME	DIFF	MPH	TIME OF DAY
1 -	1:10.603	11.547	68.83	14:30:13.210
2 -	1:02.678	3.622	77.53	14:31:15.888
3 -	1:00.950	1.894	79.73	14:32:16.838
4 -	59.961	0.905	81.05	14:33:16.799
5 -	59.056 (1)		82.29	14:34:15.855
6 -	1:00.125	1.069	80.83	14:35:15.980
7 -	1:01.156	2.100	79.46	14:36:17.136
8 -	59.766 (3)	0.710	81.31	14:37:16.902
9 -	1:00.710	1.654	80.05	14:38:17.612
10 -	59.474 (2)	0.418	81.71	14:39:17.086
11 -	1:11.347 P	12.291	68.11	14:40:28.433

P15 38 Jamie BRACHER				
LAP	LAP TIME	DIFF	MPH	TIME OF DAY
1 -	1:04.591	11.367	75.24	14:30:07.198
2 -	57.702	4.478	84.22	14:31:04.900
3 -	53.755	0.531	90.41	14:31:58.655
4 -	53.247 (2)	0.023	91.27	14:32:51.902
5 -	53.224 (1)		91.31	14:33:45.126
6 -	53.640 (3)	0.416	90.60	14:34:38.766
7 -	54.090	0.866	89.85	14:35:32.856
8 -	54.346	1.122	89.42	14:36:27.202
9 -	56.470	3.246	86.06	14:37:23.672
10 -	59.999	6.775	81.00	14:38:23.671

P16 65 Martyn HAYWARD				
LAP	LAP TIME	DIFF	MPH	TIME OF DAY
1 -	1:06.682	10.770	72.88	14:30:09.289
2 -	57.538	1.626	84.46	14:31:06.827
3 -	55.912 (1)		86.92	14:32:02.739
4 -	56.935 (2)	1.023	85.36	14:32:59.674
5 -	57.107 (3)	1.195	85.10	14:33:56.781

P17 27 Andrew HAYWARD				
LAP	LAP TIME	DIFF	MPH	TIME OF DAY
1 -	1:03.658 (3)	10.118	76.34	14:30:06.265
2 -	55.035 (2)	1.495	88.30	14:31:01.300
3 -	53.540 (1)		90.77	14:31:54.840
4 -	56.261 P	2.721	86.38	14:32:51.101

750MC Race Meeting - Mallory Park - 6th October 2024

Freaky Parts Sport Specials Championship

RACE 5 - LAP CHART

LAP 1 @ 14:29:57.693			LAP 2 @ 14:30:51.068			LAP 3 @ 14:31:42.926			LAP 4 @ 14:32:34.347			LAP 5 @ 14:33:25.415		
NO	BEHIND	LAP TIME	NO	BEHIND	LAP TIME	NO	BEHIND	LAP TIME	NO	BEHIND	LAP TIME	NO	BEHIND	LAP TIME
53		55.086	53		53.375	53		51.858	53		51.421	53		51.068
50	4.429	59.515	50	4.952	53.898	531	5.330	52.046	64	5.875	51.005	64	5.543	50.736
531	4.590	59.676	531	5.142	53.927	64	6.291	52.519	10	6.421	50.915	10	5.856	50.503
64	5.446	1:00.532	64	5.630	53.559	10	6.927	52.802	531	7.209	53.300	531	8.752	52.611
10	5.952	1:01.038	10	5.983	53.406	50	7.740	54.646	50	8.337	52.018	50	9.370	52.101
24	6.718	1:01.804	24	9.000	55.657	24	10.098	52.956	24	10.114	51.437	24	10.549	51.503
58	8.423	1:03.509	58	9.964	54.916	58	11.428	53.322	58	12.840	52.833	58	15.383	53.611
27	8.572	1:03.658	27	10.232	55.035	27	11.914	53.540	7	14.699	53.224	7	16.937	53.306
71	8.981	1:04.067	71	10.906	55.300	71	12.301	53.253	71	15.049	54.169	71	17.259	53.278
38	9.505	1:04.591	7	12.220	55.696	7	12.896	52.534	30	16.738	53.104	30	19.034	53.364
7	9.899	1:04.985	30	13.400	56.430	30	15.055	53.513	27	16.754	56.261 P	38	19.711	53.224
30	10.345	1:05.431	38	13.832	57.702	38	15.729	53.755	38	17.555	53.247	65	31.366	57.107
65	11.596	1:06.682	65	15.759	57.538	65	19.813	55.912	65	25.327	56.935	18	32.625	56.026
18	12.778	1:07.864	18	17.874	58.471	18	22.655	56.639	18	27.667	56.433	69	33.682	56.373
69	15.515	1:10.601	69	19.471	57.331	69	23.747	56.134	69	28.377	56.051	26	50.440	59.056
26	15.517	1:10.603	26	24.820	1:02.678	26	33.912	1:00.950	26	42.452	59.961			
49	16.267	1:11.353	49	25.822	1:02.930	49	34.917	1:00.953	49	42.737	59.241			

750MC Race Meeting - Mallory Park - 6th October 2024

Freaky Parts Sport Specials Championship

RACE 5 - LAP CHART

LAP 6 @ 14:34:16.450			LAP 7 @ 14:35:08.213			LAP 8 @ 14:36:00.043			LAP 9 @ 14:36:53.050			LAP 10 @ 14:37:44.219		
NO	BEHIND	LAP TIME	NO	BEHIND	LAP TIME	NO	BEHIND	LAP TIME	NO	BEHIND	LAP TIME	NO	BEHIND	LAP TIME
53		51.035	53		51.763	53		51.830	53		53.007	53		51.169
49	1 Lap	59.513	64	5.074	51.782	64	3.620	50.376	64	1.287	50.674	64	1.018	50.900
64	5.055	50.547	10	5.339	51.592	10	4.492	50.983	10	2.031	50.546	10	1.331	50.469
10	5.510	50.689	26	1 Lap	1:00.125	531	11.814	53.267	18	1 Lap	1:00.666	69	1 Lap	59.510
531	9.744	52.027	49	1 Lap	59.974	50	14.097	54.572	531	11.386	52.579	18	1 Lap	57.982
50	10.793	52.458	531	10.377	52.396	24	16.051	54.306	50	13.712	52.622	531	13.310	53.093
24	11.872	52.358	50	11.355	52.325	26	1 Lap	1:01.156	24	15.824	52.780	50	15.612	53.069
58	18.792	54.444	24	13.575	53.466	49	1 Lap	1:00.918	7	23.604	53.886	24	17.802	53.147
7	19.575	53.673	58	20.644	53.615	7	22.725	53.868	26	1 Lap	59.766	7	26.153	53.718
71	20.086	53.862	7	20.687	52.875	71	23.516	53.748	71	24.198	53.689	71	26.491	53.462
30	20.833	52.834	71	21.598	53.275	58	24.439	55.625	58	25.379	53.947	58	27.572	53.362
38	22.316	53.640	30	22.342	53.272	30	24.710	54.198	30	25.886	54.183	30	30.729	56.012
18	39.998	58.408	38	24.643	54.090	38	27.159	54.346	49	1 Lap	1:04.106	26	1 Lap	1:00.710
69	40.132	57.485	69	45.624	57.255	69	50.091	56.297	38	30.622	56.470	49	1 Lap	1:01.475
			18	47.331	59.096							38	39.452	59.999

750MC Race Meeting - Mallory Park - 6th October 2024

Freaky Parts Sport Specials Championship

RACE 5 - LAP CHART

LAP 11 @ 14:38:33.409			LAP 12 @ 14:39:25.196			LAP 13 @ 14:40:16.591			LAP 14 @ 14:41:06.575			LAP 15 @ 14:41:56.861		
NO	BEHIND	LAP TIME	NO	BEHIND	LAP TIME	NO	BEHIND	LAP TIME	NO	BEHIND	LAP TIME	NO	BEHIND	LAP TIME
53		49.190	53		51.787	53		51.395	53		49.984	53		50.286
64	2.166	50.338	64	1.025	50.646	64	1.025	51.395	64	1.772	50.731	64	1.509	50.023
10	2.597	50.456	10	1.589	50.779	10	1.400	51.206	10	2.388	50.972	10	2.066	49.964
69	1 Lap	56.639	49	2 Laps	1:15.242	26	2 Laps	1:11.347 P	69	3 Laps	2:28.829	69	3 Laps	58.067
531	17.322	53.202	531	18.397	52.862	531	21.349	54.347	531	23.985	52.620	531	26.792	53.093
18	1 Lap	58.206	50	22.124	54.461	50	24.268	53.539	50	27.240	52.956	50	30.467	53.513
50	19.450	53.028	24	23.180	53.434	24	24.750	52.965	24	32.934	58.168	7	41.591	53.848
24	21.533	52.921	18	1 Lap	57.574	18	1 Lap	56.742	18	1 Lap	57.226	58	43.167	54.006
7	30.625	53.662	7	32.689	53.851	49	2 Laps	1:09.377	7	38.029	53.270	18	1 Lap	58.743
71	31.069	53.768	58	34.121	53.856	7	34.743	53.449	58	39.447	53.862	49	2 Laps	58.372
58	32.052	53.670	30	38.937	54.789	58	35.569	52.843	49	2 Laps	59.657	30	49.388	53.884
30	35.935	54.396				30	41.643	54.101	30	45.790	54.131			
26	1 Lap	59.474												

750MC Race Meeting - Mallory Park - 6th October 2024

Freaky Parts Sport Specials Championship

RACE 5 - LAP CHART

LAP 16 @ 14:42:46.311			LAP 17 @ 14:43:40.877			LAP 18 @ 14:44:34.895		
NO	BEHIND	LAP TIME	NO	BEHIND	LAP TIME	NO	BEHIND	LAP TIME
53		49.450	10		51.972	64		53.680
64	1.568	49.509	64	0.338	53.336	10	0.577	54.595
10	2.594	49.978	49	3 Laps	59.709	18	2 Laps	58.382
69	3 Laps	57.106	69	3 Laps	57.167	49	3 Laps	1:02.889
531	29.625	52.283	531	28.406	53.347	30	1 Lap	1:18.045
50	35.384	54.367	50	35.230	54.412	531	27.181	52.793
7	45.956	53.815	7	44.407	53.017	69	3 Laps	57.181
58	47.019	53.302	58	45.908	53.455	50	35.551	54.339
18	1 Lap	58.070				7	43.577	53.188
30	54.520	54.582				58	45.405	53.515

750MC Race Meeting - Mallory Park - 6th October 2024

Freaky Parts Sport Specials Championship

RACE 5 - POSITION CHART

No	Name	Lap																			
		Pos	1	2	3	4	5	6	7	8	9	10	11	12	13	14	15	16	17	18	
53	HILEY	1	53	53	53	53	53	53	53	53	53	53	53	53	53	53	53	53	53	10	64
11	COLLINGWOOD	2	50	50	531	64	64	64	64	64	64	64	64	64	64	64	64	64	64	64	10
64	LANDON	3	531	531	64	10	10	10	10	10	10	10	10	10	10	10	10	10	531	531	
50	GOODYEAR	4	64	64	10	531	531	531	531	531	531	531	531	531	531	531	531	531	50	50	
10	BROWN	5	10	10	50	50	50	50	50	50	50	50	50	50	50	50	50	50	7	7	
531	WESTON-TAYLOR	6	24	24	24	24	24	24	24	24	24	24	24	24	24	24	7	7	58	58	
7	MUTCH	7	58	58	58	58	58	58	58	7	7	7	7	7	7	7	58	58	30		
24	CROOK	8	27	27	27	7	7	7	7	71	71	71	71	58	58	58	30	30			
58	SCOTT	9	71	71	71	71	71	71	71	58	58	58	58	30	30	30	18	18			
71	SHORT	10	38	7	7	30	30	30	30	30	30	30	30	18	18	18	49				
38	BRACHER	11	7	30	30	27	38	38	38	38	38	38	18	49	49	49	69				
18	BENHAM	12	30	38	38	38	65	18	69	69	69	69	26	69	69	69					
69	O'DONOGHUE	13	65	65	65	65	18	69	18	18	18	18	49								
27	HAYWARD	14	18	18	18	18	69	26	26	26	26	26	69								
65	HAYWARD	15	69	69	69	69	26	49	49	49	49	49									
30	THOMPSON	16	26	26	26	26	49														
49	DODD	17	49	49	49	49															
26	ROBINSON	18																			

750MC Race Meeting - Mallory Park - 6th October 2024

Freaky Parts Sport Specials Championship

RACE 5 - STATISTICS

Competitors Started	17
Planned Start	2024-10-06 @ 14:25:00.000
Actual Start	2024-10-06 @ 14:29:02.606
Finish Time	2024-10-06 @ 14:44:34.521
Track Length	1.3500mi.
Total Laps	242
Total Distance Covered	326.7000mi.

Session Fastest Lap History

NO	CL	NAME	LAP TIME	TIME OF DAY	LAP	VEHICLE
53	A	Andy HILEY	55.086	14:29:57.690	1	Chronos HR1S
53	A	Andy HILEY	53.375	14:30:51.065	2	Chronos HR1S
53	A	Andy HILEY	51.858	14:31:42.922	3	Chronos HR1S
53	A	Andy HILEY	51.421	14:32:34.344	4	Chronos HR1S
64	A	Anton LANDON	51.005	14:32:40.229	4	Cyana MK2
10	A	Nigel BROWN	50.915	14:32:40.784	4	Sylva Phaser
64	A	Anton LANDON	50.736	14:33:30.963	5	Cyana MK2
10	A	Nigel BROWN	50.503	14:33:31.287	5	Sylva Phaser
64	A	Anton LANDON	50.376	14:36:03.670	8	Cyana MK2
53	A	Andy HILEY	49.190	14:38:33.406	11	Chronos HR1S

Session Leader History

NO	CL	NAME	FROM LAP	LAPS LED	DISTANCE	VEHICLE
53	A	Andy HILEY	1	16	21.60 miles	Chronos HR1S
10	A	Nigel BROWN	17	1	1.35 miles	Sylva Phaser
64	A	Anton LANDON	18	1	1.35 miles	Cyana MK2

Flag History

TYPE	TIME OF DAY
GREEN	14:29:02.606
FINISH	14:44:34.521

Flag Statistics

TYPE	COUNT	TOTAL LAPS	TOTAL TIME
Green	1	18	16:42.371
Red	0	0	0.000
Safety Car	0	0	0.000
FCY	0	0	0.000

750MC Race Meeting - Mallory Park - 6th October 2024

Freaky Parts Sport Specials Championship

RACE 5 - STATISTICS

CLASS : A

4 Starters

Fastest Lap History

NO	NAME	LAP TIME	TIME OF DAY	LAP	VEHICLE
53	Andy HILEY	55.086	14:29:57.690	1	Chronos HR1S
53	Andy HILEY	53.375	14:30:51.065	2	Chronos HR1S
53	Andy HILEY	51.858	14:31:42.922	3	Chronos HR1S
53	Andy HILEY	51.421	14:32:34.344	4	Chronos HR1S
64	Anton LANDON	51.005	14:32:40.229	4	Cyana MK2
10	Nigel BROWN	50.915	14:32:40.784	4	Sylva Phaser
64	Anton LANDON	50.736	14:33:30.963	5	Cyana MK2
10	Nigel BROWN	50.503	14:33:31.287	5	Sylva Phaser
64	Anton LANDON	50.376	14:36:03.670	8	Cyana MK2
53	Andy HILEY	49.190	14:38:33.406	11	Chronos HR1S

Leader History

NO	NAME	FROM LAP	LAPS LED	DISTANCE	VEHICLE
53	Andy HILEY	1	16	21.60 miles	Chronos HR1S
10	Nigel BROWN	17	1	1.35 miles	Sylva Phaser
64	Anton LANDON	18	1	1.35 miles	Cyana MK2

750MC Race Meeting - Mallory Park - 6th October 2024

Freaky Parts Sport Specials Championship

RACE 5 - STATISTICS

CLASS : B

9 Starters

Fastest Lap History

NO	NAME	LAP TIME	TIME OF DAY	LAP	VEHICLE
50	Gary GOODYEAR	59.515	14:30:02.116	1	Caterham S3
50	Gary GOODYEAR	53.898	14:30:56.014	2	Caterham S3
24	Marcus CROOK	52.956	14:31:53.023	3	Fisher Fury
50	Gary GOODYEAR	52.018	14:32:42.678	4	Caterham S3
24	Marcus CROOK	51.437	14:32:44.460	4	Fisher Fury

Leader History

NO	NAME	FROM LAP	LAPS LED	DISTANCE	VEHICLE
50	Gary GOODYEAR	1	18	24.30 miles	Caterham S3

750MC Race Meeting - Mallory Park - 6th October 2024

Freaky Parts Sport Specials Championship

RACE 5 - STATISTICS

CLASS : C

4 Starters

Fastest Lap History

NO	NAME	LAP TIME	TIME OF DAY	LAP	VEHICLE
58	Micky SCOTT	1:03.509	14:30:06.113	1	MEV Exocet R
58	Micky SCOTT	54.916	14:31:01.030	2	MEV Exocet R
58	Micky SCOTT	53.322	14:31:54.352	3	MEV Exocet R
71	Ben SHORT	53.253	14:31:55.226	3	MEV Exocet
7	Stewart MUTCH	52.534	14:31:55.835	3	MEV Exocet R


Leader History

NO	NAME	FROM LAP	LAPS LED	DISTANCE	VEHICLE
58	Micky SCOTT	1	7	9.45 miles	MEV Exocet R
7	Stewart MUTCH	8	11	14.85 miles	MEV Exocet R

750MC Race Meeting - Mallory Park - 6th October 2024

Freaky Parts Sport Specials Championship

RACE 11 - GRID (15 minutes)



FREAKY PARTS



ROW 9	59.691 17 27 Andrew HAYWARD	18 30 Stuart THOMPSON
ROW 8	57.688 15 49 Simon DODD	59.420 16 26 Alan ROBINSON
ROW 7	54.557 13 69 Gerard O'DONOGHUE	55.114 14 65 Martyn HAYWARD
ROW 6	52.601 11 38 Jamie BRACHER	52.900 12 18 Colin BENHAM
ROW 5	52.136 9 58 Micky SCOTT	52.308 10 71 Ben SHORT
ROW 4	51.554 7 24 Marcus CROOK	51.563 8 7 Stewart MUTCH
ROW 3	50.215 5 10 Nigel BROWN	51.122 6 531 Jonathan WESTON-TAYLOR
ROW 2	48.850 3 64 Anton LANDON	49.984 4 50 Gary GOODYEAR
ROW 1	47.088 1 11 Paul COLLINGWOOD	47.255 2 53 Andy HILEY
Pole		

These results are provisional until the conclusion of any judicial and technical matters.

Mallory Park: 1.3500 miles


Clerk Of Course: Lynne Spurr

Stewards:

Timekeeper: Stewart Burr



750MC Race Meeting - Mallory Park - 6th October 2024



FREAKY PARTS

Freaky Parts Sport Specials Championship

RACE 11 - CLASSIFICATION



Race Distance: 12 Laps / 16.20 miles

POS	NO	CL	PIC	NAME	ENTRY	LAPS	TIME	GAP	DIFF	MPH	BEST	ON	GRD	↑↓
1	53	A	1	Andy HILEY	Chronos HR1S	12	13:28.526			72.13	1:01.263	2	2	1
2	64	A	2	Anton LANDON	Cyana MK2	12	14:22.811	54.285	54.285	67.59	1:06.420	2	3	1
3	531	A	3	Jonathan WESTON-TAYLOR	Lotus Elise S2	11	13:36.955	1 Lap	1 Lap	65.43	1:11.434	2	6	3
4	10	A	4	Nigel BROWN	Sylva Phaser	11	14:36.366	1 Lap		61.00	1:11.029	2	5	1
5	30	B	1	Stuart THOMPSON	MK Indy RR	11	14:38.222	1 Lap	1.856	60.87	1:16.358	10	18	13
6	18	B	2	Colin BENHAM	CB Phoenix	11	14:38.314	1 Lap	0.092	60.86	1:16.653	10	12	6
7	7	C	1	Stewart MUTCH	MEV Exocet R	10	13:54.582	2 Laps	1 Lap	58.23	1:18.268	2	8	1
8	38	B	3	Jamie BRACHER	Sylva Phoenix	10	14:05.133	2 Laps	10.551	57.50	1:21.296	6	11	3
9	49	B	4	Simon DODD	Formula 27	10	14:15.466	2 Laps	10.333	56.81	1:22.378	2	15	6
10	26	B	5	Alan ROBINSON	Sylva Phoenix	10	14:23.420	2 Laps	7.954	56.28	1:23.534	10	16	6
11	69	C	2	Gerard O'DONOGHUE	MEV Exocet R	10	14:27.090	2 Laps	3.670	56.04	1:23.177	2	13	2
12	58	C	3	Micky SCOTT	MEV Exocet R	10	14:38.945	2 Laps	11.855	55.29	1:22.831	2	9	-3

NOT CLASSIFIED

DNF	71	C		Ben SHORT	MEV Exocet	4	5:13.263	8 Laps	6 Laps	62.05	1:13.947	2	10	
DNF	50	B		Gary GOODYEAR	Caterham S3	2	3:06.111	10 Laps	2 Laps	52.22	1:19.452	2	4	

NOT STARTED

NS	11	A		Paul COLLINGWOOD	Eclipse SM1									1
NS	24	B		Marcus CROOK	Fisher Fury									7
NS	65	B		Martyn HAYWARD	Sylva Phoenix									14
NS	27	B		Andrew HAYWARD	Sylva Clubman									17

FASTEST LAP

53	A	Andy HILEY	Chronos HR1S	2	1:01.263	79.33 mph	127.66 kph
71	C	Ben SHORT	MEV Exocet	2	1:13.947	65.72 mph	105.77 kph
30	B	Stuart THOMPSON	MK Indy RR	10	1:16.358	63.64 mph	102.43 kph

Weather / Track : Drizzle / Damp

These results are provisional until the conclusion of any judicial and technical matters.

Date: 06/10/2024 Start: 17:09 Finish: 17:23

Mallory Park: 1.3500 miles

Clerk Of Course: Lynne Spurr

Stewards:

Timekeeper: Stewart Burr



750MC Race Meeting - Mallory Park - 6th October 2024

Freaky Parts Sport Specials Championship

RACE 11 - LAP ANALYSIS

DIFF = Difference To Personal Best Lap

P1 53 Andy HILEY				
LAP	LAP TIME	DIFF	MPH	TIME OF DAY
1 -	1:06.994 (3)	5.731	72.54	17:10:50.321
2 -	1:01.263 (1)		79.33	17:11:51.584
3 -	1:03.045 (2)	1.782	77.08	17:12:54.629
4 -	1:08.455	7.192	70.99	17:14:03.084
5 -	1:07.924	6.661	71.55	17:15:11.008
6 -	1:07.611	6.348	71.88	17:16:18.619
7 -	1:08.291	7.028	71.16	17:17:26.910
8 -	1:07.689	6.426	71.79	17:18:34.599
9 -	1:10.588	9.325	68.85	17:19:45.187
10 -	1:09.523	8.260	69.90	17:20:54.710
11 -	1:08.809	7.546	70.63	17:22:03.519
12 -	1:08.334	7.071	71.12	17:23:11.853

P2 64 Anton LANDON				
LAP	LAP TIME	DIFF	MPH	TIME OF DAY
1 -	1:11.413 (3)	4.993	68.05	17:10:54.740
2 -	1:06.420 (1)		73.17	17:12:01.160
3 -	1:08.572 (2)	2.152	70.87	17:13:09.732
4 -	1:12.123	5.703	67.38	17:14:21.855
5 -	1:12.159	5.739	67.35	17:15:34.014
6 -	1:14.181	7.761	65.51	17:16:48.195
7 -	1:12.678	6.258	66.87	17:18:00.873
8 -	1:11.777	5.357	67.70	17:19:12.650
9 -	1:13.412	6.992	66.20	17:20:26.062
10 -	1:12.786	6.366	66.77	17:21:38.848
11 -	1:13.105	6.685	66.47	17:22:51.953
12 -	1:14.185	7.765	65.51	17:24:06.138

P3 531 Jonathan WESTON-TAYLOR				
LAP	LAP TIME	DIFF	MPH	TIME OF DAY
1 -	1:16.065	4.631	63.89	17:10:59.392
2 -	1:11.434 (1)		68.03	17:12:10.826
3 -	1:12.598 (2)	1.164	66.94	17:13:23.424
4 -	1:13.281	1.847	66.32	17:14:36.705
5 -	1:13.442	2.008	66.17	17:15:50.147
6 -	1:14.526	3.092	65.21	17:17:04.673
7 -	1:17.211	5.777	62.94	17:18:21.884
8 -	1:14.027	2.593	65.65	17:19:35.911
9 -	1:15.123	3.689	64.69	17:20:51.034
10 -	1:16.335	4.901	63.66	17:22:07.369
11 -	1:12.913 (3)	1.479	66.65	17:23:20.282

P4 10 Nigel BROWN				
LAP	LAP TIME	DIFF	MPH	TIME OF DAY
1 -	1:22.690	11.661	58.77	17:11:06.017
2 -	1:11.029 (1)		68.42	17:12:17.046
3 -	1:13.270 (2)	2.241	66.33	17:13:30.316
4 -	1:17.696 (3)	6.667	62.55	17:14:48.012
5 -	1:19.332	8.303	61.26	17:16:07.344
6 -	1:19.708	8.679	60.97	17:17:27.052
7 -	1:20.443	9.414	60.41	17:18:47.495
8 -	1:21.405	10.376	59.70	17:20:08.900
9 -	1:21.593	10.564	59.56	17:21:30.493
10 -	1:23.322	12.293	58.32	17:22:53.815
11 -	1:25.878	14.849	56.59	17:24:19.693

P5 30 Stuart THOMPSON				
LAP	LAP TIME	DIFF	MPH	TIME OF DAY
1 -	1:33.687	17.329	51.87	17:11:17.014

DIFF = Difference To Personal Best Lap

2 -	1:22.147	5.789	59.16	17:12:39.161
3 -	1:19.428	3.070	61.18	17:13:58.589
4 -	1:18.222	1.864	62.13	17:15:16.811
5 -	1:19.783	3.425	60.91	17:16:36.594
6 -	1:18.138	1.780	62.19	17:17:54.732
7 -	1:16.777 (2)	0.419	63.30	17:19:11.509
8 -	1:18.429	2.071	61.96	17:20:29.938
9 -	1:16.857 (3)	0.499	63.23	17:21:46.795
10 -	1:16.358 (1)		63.64	17:23:03.153
11 -	1:18.396	2.038	61.99	17:24:21.549

P6 18 Colin BENHAM				
LAP	LAP TIME	DIFF	MPH	TIME OF DAY
1 -	1:40.630	23.977	48.29	17:11:23.957
2 -	1:17.199	0.546	62.95	17:12:41.156
3 -	1:18.844	2.191	61.64	17:14:00.000
4 -	1:17.318	0.665	62.85	17:15:17.318
5 -	1:19.424	2.771	61.19	17:16:36.742
6 -	1:18.198	1.545	62.14	17:17:54.940
7 -	1:16.983 (2)	0.330	63.13	17:19:11.923
8 -	1:18.300	1.647	62.06	17:20:30.223
9 -	1:17.144 (3)	0.491	62.99	17:21:47.367
10 -	1:16.653 (1)		63.40	17:23:04.020
11 -	1:17.621	0.968	62.61	17:24:21.641

P7 7 Stewart MUTCH				
LAP	LAP TIME	DIFF	MPH	TIME OF DAY
1 -	1:29.302	11.034	54.42	17:11:12.629
2 -	1:18.268 (1)		62.09	17:12:30.897
3 -	1:23.133	4.865	58.46	17:13:54.030
4 -	1:22.046 (2)	3.778	59.23	17:15:16.076
5 -	1:24.184	5.916	57.73	17:16:40.260
6 -	1:23.371	5.103	58.29	17:18:03.631
7 -	1:23.328	5.060	58.32	17:19:26.959
8 -	1:23.061 (3)	4.793	58.51	17:20:50.020
9 -	1:23.651	5.383	58.09	17:22:13.671
10 -	1:24.238	5.970	57.69	17:23:37.909

P8 38 Jamie BRACHER				
LAP	LAP TIME	DIFF	MPH	TIME OF DAY
1 -	1:39.835	18.539	48.68	17:11:23.162
2 -	1:22.298	1.002	59.05	17:12:45.460
3 -	1:22.254 (3)	0.958	59.08	17:14:07.714
4 -	1:22.751	1.455	58.73	17:15:30.465
5 -	1:24.873	3.577	57.26	17:16:55.338
6 -	1:21.296 (1)		59.78	17:18:16.634
7 -	1:21.470 (2)	0.174	59.65	17:19:38.104
8 -	1:23.383	2.087	58.28	17:21:01.487
9 -	1:24.557	3.261	57.47	17:22:26.044
10 -	1:22.416	1.120	58.96	17:23:48.460

P9 49 Simon DODD				
LAP	LAP TIME	DIFF	MPH	TIME OF DAY
1 -	1:34.393	12.015	51.48	17:11:17.720
2 -	1:22.378 (1)		58.99	17:12:40.098
3 -	1:25.593	3.215	56.78	17:14:05.691
4 -	1:24.611	2.233	57.43	17:15:30.302
5 -	1:27.904	5.526	55.28	17:16:58.206
6 -	1:25.820	3.442	56.63	17:18:24.026
7 -	1:23.907	1.529	57.92	17:19:47.933
8 -	1:24.478	2.100	57.52	17:21:12.411
9 -	1:23.352 (3)	0.974	58.30	17:22:35.763

750MC Race Meeting - Mallory Park - 6th October 2024

Freaky Parts Sport Specials Championship

RACE 11 - LAP ANALYSIS

DIFF = Difference To Personal Best Lap

10 - 1:23.030 (2) 0.652 58.53 17:23:58.793

P10 26 Alan ROBINSON				
LAP	LAP TIME	DIFF	MPH	TIME OF DAY
1 -	1:35.846	12.312	50.70	17:11:19.173
2 -	1:25.065	1.531	57.13	17:12:44.238
3 -	1:26.086	2.552	56.45	17:14:10.324
4 -	1:26.550	3.016	56.15	17:15:36.874
5 -	1:24.887	1.353	57.25	17:17:01.761
6 -	1:25.124	1.590	57.09	17:18:26.885
7 -	1:27.413	3.879	55.59	17:19:54.298
8 -	1:24.682 (3)	1.148	57.39	17:21:18.980
9 -	1:24.233 (2)	0.699	57.69	17:22:43.213
10 -	1:23.534 (1)		58.17	17:24:06.747

P11 69 Gerard O'DONOGHUE				
LAP	LAP TIME	DIFF	MPH	TIME OF DAY
1 -	1:32.400	9.223	52.59	17:11:15.727
2 -	1:23.177 (1)		58.42	17:12:38.904
3 -	1:25.893	2.716	56.58	17:14:04.797
4 -	1:25.140 (3)	1.963	57.08	17:15:29.937
5 -	1:27.654	4.477	55.44	17:16:57.591
6 -	1:28.617	5.440	54.84	17:18:26.208
7 -	1:27.091	3.914	55.80	17:19:53.299
8 -	1:24.732 (2)	1.555	57.35	17:21:18.031
9 -	1:25.533	2.356	56.82	17:22:43.564
10 -	1:26.853	3.676	55.95	17:24:10.417

P12 58 Micky SCOTT				
LAP	LAP TIME	DIFF	MPH	TIME OF DAY
1 -	1:28.691	5.860	54.79	17:11:12.018
2 -	1:22.831 (1)		58.67	17:12:34.849
3 -	1:27.886 (3)	5.055	55.29	17:14:02.735
4 -	1:26.294 (2)	3.463	56.31	17:15:29.029
5 -	1:28.129	5.298	55.14	17:16:57.158
6 -	1:28.635	5.804	54.83	17:18:25.793
7 -	1:28.010	5.179	55.22	17:19:53.803
8 -	1:29.154	6.323	54.51	17:21:22.957
9 -	1:28.555	5.724	54.88	17:22:51.512
10 -	1:30.760	7.929	53.54	17:24:22.272

P13 71 Ben SHORT				
LAP	LAP TIME	DIFF	MPH	TIME OF DAY
1 -	1:24.293	10.346	57.65	17:11:07.620
2 -	1:13.947 (1)		65.72	17:12:21.567
3 -	1:16.049 (2)	2.102	63.90	17:13:37.616
4 -	1:18.974 (3)	5.027	61.53	17:14:56.590

P14 50 Gary GOODYEAR				
LAP	LAP TIME	DIFF	MPH	TIME OF DAY
1 -	1:46.659 (2)	27.207	45.56	17:11:29.986
2 -	1:19.452 (1)		61.16	17:12:49.438

750MC Race Meeting - Mallory Park - 6th October 2024

Freaky Parts Sport Specials Championship

RACE 11 - LAP CHART

LAP 1 @ 17:10:50.321			LAP 2 @ 17:11:51.584			LAP 3 @ 17:12:54.629			LAP 4 @ 17:14:03.084			LAP 5 @ 17:15:11.008		
NO	BEHIND	LAP TIME	NO	BEHIND	LAP TIME	NO	BEHIND	LAP TIME	NO	BEHIND	LAP TIME	NO	BEHIND	LAP TIME
53		1:06.994	53		1:01.263	53		1:03.045	53		1:08.455	53		1:07.924
64	4.419	1:11.413	64	9.576	1:06.420	64	15.103	1:08.572	69	1 Lap	1:25.893	7	1 Lap	1:22.046
531	9.071	1:16.065	531	19.242	1:11.434	531	28.795	1:12.598	49	1 Lap	1:25.593	30	1 Lap	1:18.222
10	15.696	1:22.690	10	25.462	1:11.029	10	35.687	1:13.270	38	1 Lap	1:22.254	18	1 Lap	1:17.318
71	17.299	1:24.293	71	29.983	1:13.947	71	42.987	1:16.049	26	1 Lap	1:26.086	58	1 Lap	1:26.294
58	21.697	1:28.691	7	39.313	1:18.268	7	59.401	1:23.133	64	18.771	1:12.123	69	1 Lap	1:25.140
7	22.308	1:29.302	58	43.265	1:22.831	30	1:03.960	1:19.428	531	33.621	1:13.281	49	1 Lap	1:24.611
69	25.406	1:32.400	69	47.320	1:23.177	18	1:05.371	1:18.844	10	44.928	1:17.696	38	1 Lap	1:22.751
30	26.693	1:33.687	30	47.577	1:22.147	58	1:08.106	1:27.886	71	53.506	1:18.974	64	23.006	1:12.159
49	27.399	1:34.393	49	48.514	1:22.378							26	1 Lap	1:26.550
26	28.852	1:35.846	18	49.572	1:17.199							531	39.139	1:13.442
38	32.841	1:39.835	26	52.654	1:25.065							10	56.336	1:19.332
18	33.636	1:40.630	38	53.876	1:22.298									
50	39.665	1:46.659	50	57.854	1:19.452									

750MC Race Meeting - Mallory Park - 6th October 2024

Freaky Parts Sport Specials Championship

RACE 11 - LAP CHART

LAP 6 @ 17:16:18.619			LAP 7 @ 17:17:26.910			LAP 8 @ 17:18:34.599			LAP 9 @ 17:19:45.187			LAP 10 @ 17:20:54.710		
NO	BEHIND	LAP TIME	NO	BEHIND	LAP TIME	NO	BEHIND	LAP TIME	NO	BEHIND	LAP TIME	NO	BEHIND	LAP TIME
53		1:07.611	53		1:08.291	53		1:07.689	53		1:10.588	53		1:09.523
30	1 Lap	1:19.783	10	1 Lap	1:19.708	10	1 Lap	1:20.443	49	2 Laps	1:23.907	38	2 Laps	1:23.383
18	1 Lap	1:19.424	30	1 Lap	1:18.138	30	1 Lap	1:16.777	69	2 Laps	1:27.091	49	2 Laps	1:24.478
7	1 Lap	1:24.184	18	1 Lap	1:18.198	18	1 Lap	1:16.983	58	2 Laps	1:28.010	69	2 Laps	1:24.732
64	29.576	1:14.181	64	33.963	1:12.678	64	38.051	1:11.777	26	2 Laps	1:27.413	26	2 Laps	1:24.682
38	1 Lap	1:24.873	7	1 Lap	1:23.371	7	1 Lap	1:23.328	10	1 Lap	1:21.405	58	2 Laps	1:29.154
58	1 Lap	1:28.129	38	1 Lap	1:21.296	531	1:01.312	1:14.027	64	40.875	1:13.412	10	1 Lap	1:21.593
69	1 Lap	1:27.654	531	54.974	1:17.211	38	1 Lap	1:21.470	30	1 Lap	1:18.429	64	44.138	1:12.786
49	1 Lap	1:27.904	49	1 Lap	1:25.820				18	1 Lap	1:18.300	30	1 Lap	1:16.857
26	1 Lap	1:24.887	58	1 Lap	1:28.635				7	1 Lap	1:23.061	18	1 Lap	1:17.144
531	46.054	1:14.526	69	1 Lap	1:28.617				531	1:05.847	1:15.123			
			26	1 Lap	1:25.124									

750MC Race Meeting - Mallory Park - 6th October 2024

Freaky Parts Sport Specials Championship

RACE 11 - LAP CHART

LAP 11 @ 17:22:03.519			LAP 12 @ 17:23:11.853		
NO	BEHIND	LAP TIME	NO	BEHIND	LAP TIME
53		1:08.809	53		1:08.334
531	1 Lap	1:16.335	531	1 Lap	1:12.913
7	2 Laps	1:23.651	7	2 Laps	1:24.238
38	2 Laps	1:24.557	38	2 Laps	1:22.416
49	2 Laps	1:23.352	49	2 Laps	1:23.030
26	2 Laps	1:24.233	64	54.285	1:14.185
69	2 Laps	1:25.533	26	2 Laps	1:23.534
58	2 Laps	1:28.555	69	2 Laps	1:26.853
64	48.434	1:13.105	10	1 Lap	1:25.878
10	1 Lap	1:23.322	30	1 Lap	1:18.396
30	1 Lap	1:16.358	18	1 Lap	1:17.621
18	1 Lap	1:16.653	58	2 Laps	1:30.760

750MC Race Meeting - Mallory Park - 6th October 2024

Freaky Parts Sport Specials Championship

RACE 11 - POSITION CHART

No	Name	Lap													
		Pos	1	2	3	4	5	6	7	8	9	10	11	12	
11	COLLINGWOOD	1	53	53	53	53	53	53	53	53	53	53	53	53	53
53	HILEY	2	64	64	64	64	64	64	64	64	64	64	64	64	64
64	LANDON	3	531	531	531	531	531	531	531	531	531	531	531	531	531
50	GOODYEAR	4	10	10	10	10	10	10	10	10	10	10	10	10	10
10	BROWN	5	71	71	71	71	30	30	30	30	30	30	30	30	30
531	WESTON-TAYLOR	6	58	7	7	7	18	18	18	18	18	18	18	18	18
24	CROOK	7	7	58	30	30	7	7	7	7	7	7	7	7	7
7	MUTCH	8	69	69	18	18	38	38	38	38	38	38	38	38	38
58	SCOTT	9	30	30	58	58	58	49	49	49	49	49	49	49	49
71	SHORT	10	49	49	69	69	69	58	69	69	26	26	26	26	26
38	BRACHER	11	26	18	49	49	49	69	58	26	69	69	69	69	69
18	BENHAM	12	38	26	38	38	26	26	26	58	58	58	58	58	58
69	O'DONOGHUE	13	18	38	26	26	26	26	26	26	26	26	26	26	26
65	HAYWARD	14	50	50											
49	DODD	15													
26	ROBINSON	16													
27	HAYWARD	17													
30	THOMPSON	18													

750MC Race Meeting - Mallory Park - 6th October 2024

Freaky Parts Sport Specials Championship

RACE 11 - STATISTICS

Competitors Started 14
Planned Start 2024-10-06 @ 17:00:00.000
Actual Start 2024-10-06 @ 17:09:43.326
Finish Time 2024-10-06 @ 17:23:11.184
Track Length 1.3500mi.
Total Laps 134
Total Distance Covered 180.9000mi.

Session Fastest Lap History

NO	CL	NAME	LAP TIME	TIME OF DAY	LAP	VEHICLE
53	A	Andy HILEY	1:06.994	17:10:50.318	1	Chronos HR1S
53	A	Andy HILEY	1:01.263	17:11:51.581	2	Chronos HR1S

Session Leader History

NO	CL	NAME	FROM LAP	LAPS LED	DISTANCE	VEHICLE
53	A	Andy HILEY	1	12	16.20 miles	Chronos HR1S

Flag History

TYPE	TIME OF DAY
GREEN	17:09:43.326
FINISH	17:23:11.184

Flag Statistics

TYPE	COUNT	TOTAL LAPS	TOTAL TIME
Green	1	12	14:51.019
Red	0	0	0.000
Safety Car	0	0	0.000
FCY	0	0	0.000

750MC Race Meeting - Mallory Park - 6th October 2024

Freaky Parts Sport Specials Championship

RACE 11 - STATISTICS

CLASS : A

4 Starters

Fastest Lap History

NO	NAME	LAP TIME	TIME OF DAY	LAP	VEHICLE
53	Andy HILEY	1:06.994	17:10:50.318	1	Chronos HR1S
53	Andy HILEY	1:01.263	17:11:51.581	2	Chronos HR1S

Leader History

NO	NAME	FROM LAP	LAPS LED	DISTANCE	VEHICLE
53	Andy HILEY	1	12	16.20 miles	Chronos HR1S

750MC Race Meeting - Mallory Park - 6th October 2024

Freaky Parts Sport Specials Championship

RACE 11 - STATISTICS

CLASS : B

6 Starters

Fastest Lap History

NO	NAME	LAP TIME	TIME OF DAY	LAP	VEHICLE
30	Stuart THOMPSON	1:33.687	17:11:17.036	1	MK Indy RR
30	Stuart THOMPSON	1:22.147	17:12:39.182	2	MK Indy RR
18	Colin BENHAM	1:17.199	17:12:41.158	2	CB Phoenix
30	Stuart THOMPSON	1:16.777	17:19:11.531	7	MK Indy RR
30	Stuart THOMPSON	1:16.358	17:23:03.173	10	MK Indy RR

Leader History

NO	NAME	FROM LAP	LAPS LED	DISTANCE	VEHICLE
30	Stuart THOMPSON	1	11	14.85 miles	MK Indy RR

750MC Race Meeting - Mallory Park - 6th October 2024

Freaky Parts Sport Specials Championship

RACE 11 - STATISTICS

CLASS : C

4 Starters

Fastest Lap History

NO	NAME	LAP TIME	TIME OF DAY	LAP	VEHICLE
71	Ben SHORT	1:24.293	17:11:07.621	1	MEV Exocet
71	Ben SHORT	1:13.947	17:12:21.568	2	MEV Exocet

Leader History

NO	NAME	FROM LAP	LAPS LED	DISTANCE	VEHICLE
71	Ben SHORT	1	4	5.40 miles	MEV Exocet
7	Stewart MUTCH	5	6	8.10 miles	MEV Exocet R