



FREAKY PARTS SPORT SPECIALS CHAMPIONSHIP



750 Motor Club Race Meeting
Silverstone International
18th August 2024



Timing & Results Provided by Timing Solutions Ltd

www.tsl-timing.com

Freaky Parts Sport Specials Championship
QUALIFYING - RACES 15 & 20 - CLASSIFICATION

POS	NO	CL	PIC	NAME	ENTRY	TIME	ON	LAPS	GAP	DIFF	MPH
1	53	A	1	Andy HILEY	Chronos HR1S	1:09.622	8	12			95.70
2	11	A	2	Paul COLLINGWOOD	Eclipse SM1	1:10.436	3	11	0.814	0.814	94.59
3	64	A	3	Anton LANDON	Cyana Mk2	1:12.460	8	11	2.838	2.024	91.95
4	50	B	1	Gary GOODYEAR	Caterham S3	1:15.655	11	11	6.033	3.195	88.07
5	24	B	2	Marcus CROOK	Fisher Fury	1:15.710	7	11	6.088	0.055	88.00
6	7	C	1	Stewart MUTCH	MEV Exocet R	1:15.880	7	10	6.258	0.170	87.81
7	1	B	3	Neil TURNER	Caterham 7	1:16.126	7	11	6.504	0.246	87.52
8	30	B	4	Stuart THOMPSON	MK Indy RR	1:16.773	6	10	7.151	0.647	86.79
9	44	B	5	Marcus ROSKILL	Sylva Phoenix	1:16.799	10	11	7.177	0.026	86.76
10	27	B	6	Andrew HAYWARD	Sylva Clubman	1:17.394	6	8	7.772	0.595	86.09
11	78	B	7	Warren VESSEY	Sylva Phoenix	1:17.579	6	10	7.957	0.185	85.88
12	58	C	2	Micky SCOTT	MEV Exocet R	1:18.270	6	10	8.648	0.691	85.13
13	69	C	3	Gerard ODONOGHUE	MEV Exocet R	1:18.735	6	10	9.113	0.465	84.62
14	38	B	8	Jamie BRACHER	Sylva Phoenix	1:19.212	7	10	9.590	0.477	84.11
15	79	C	4	Sylvia MUTCH	MEV Exocet R	1:19.632	10	10	10.010	0.420	83.67
16	18	B	9	Colin BENHAM	CB Phoenix	1:20.357	9	10	10.735	0.725	82.92
17	49	B	10	Simon DODD	Formula 27	1:24.381	3	10	14.759	4.024	78.96
18	26	INV	1	Alan ROBINSON	Ginetta G12 Replica	1:24.523	7	9	14.901	0.142	78.83
19	99	A	4	Martin GAMBLING	Eclipse SM1	1:32.251	1	4	22.629	7.728	72.22

Weather / Track : Bright / Dry
These results are provisional until the conclusion of any judicial and technical matters.

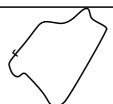
Date: 18/08/2024 Start: 09:29 Finish: 09:44

Silverstone International: 1.8508 miles

Clerk Of Course: Lynne Spurr

Stewards:

Timekeeper: Stewart Burr



Freaky Parts Sport Specials Championship

QUALIFYING - RACES 15 & 20 - 2ND FASTEST CLASSIFICATION

POS	NO	CL	PIC	NAME	ENTRY	TIME	ON	LAPS	GAP	DIFF	MPH
1	53	A	1	Andy HILEY	Chronos HR1S	1:09.766	7	12			95.50
2	11	A	2	Paul COLLINGWOOD	Eclipse SM1	1:10.539	5	11	0.773	0.773	94.46
3	64	A	3	Anton LANDON	Cyana Mk2	1:13.052	10	11	3.286	2.513	91.21
4	50	B	1	Gary GOODYEAR	Caterham S3	1:15.726	4	11	5.960	2.674	87.99
5	24	B	2	Marcus CROOK	Fisher Fury	1:15.953	9	11	6.187	0.227	87.72
6	7	C	1	Stewart MUTCH	MEV Exocet R	1:16.072	10	10	6.306	0.119	87.59
7	1	B	3	Neil TURNER	Caterham 7	1:16.129	11	11	6.363	0.057	87.52
8	30	B	4	Stuart THOMPSON	MK Indy RR	1:16.903	7	10	7.137	0.774	86.64
9	44	B	5	Marcus ROSKILL	Sylva Phoenix	1:17.336	4	11	7.570	0.433	86.15
10	27	B	6	Andrew HAYWARD	Sylva Clubman	1:17.586	3	8	7.820	0.250	85.88
11	78	B	7	Warren VESSEY	Sylva Phoenix	1:17.620	7	10	7.854	0.034	85.84
12	58	C	2	Micky SCOTT	MEV Exocet R	1:18.335	5	10	8.569	0.715	85.06
13	69	C	3	Gerard ODONOGHUE	MEV Exocet R	1:19.056	3	10	9.290	0.721	84.28
14	38	B	8	Jamie BRACHER	Sylva Phoenix	1:19.302	8	10	9.536	0.246	84.02
15	18	B	9	Colin BENHAM	CB Phoenix	1:20.546	8	10	10.780	1.244	82.72
16	79	C	4	Sylvia MUTCH	MEV Exocet R	1:20.986	4	10	11.220	0.440	82.27
17	49	B	10	Simon DODD	Formula 27	1:24.467	4	10	14.701	3.481	78.88
18	26	INV	1	Alan ROBINSON	Ginetta G12 Replica	1:25.157	8	9	15.391	0.690	78.24
19	99	A	4	Martin GAMBLING	Eclipse SM1	1:47.298	3	4	37.532	22.141	62.10

Weather / Track : Bright / Dry

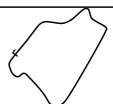
These results are provisional until the conclusion of any judicial and technical matters.

Date: 18/08/2024 Start: 09:29 Finish: 09:44
Silverstone International: 1.8508 miles

Clerk Of Course: Lynne Spurr

Stewards:

Timekeeper: Stewart Burr



Freaky Parts Sport Specials Championship

QUALIFYING - RACES 15 & 20 - LAP ANALYSIS

DIFF = Difference To Personal Best Lap

P1 53 Andy HILEY				
LAP	LAP TIME	DIFF	MPH	TIME OF DAY
1 -	1:12.596	2.974	91.78	09:31:57.189
2 -	1:10.773	1.151	94.14	09:33:07.962
3 -	1:12.677	3.055	91.68	09:34:20.639
4 -	1:10.399	0.777	94.64	09:35:31.038
5 -	1:10.295	0.673	94.78	09:36:41.333
6 -	1:11.733	2.111	92.88	09:37:53.066
7 -	1:09.766 (2)	0.144	95.50	09:39:02.832
8 -	1:09.622 (1)		95.70	09:40:12.454
9 -	1:09.822 (3)	0.200	95.43	09:41:22.276
10 -	1:10.665	1.043	94.29	09:42:32.941
11 -	1:16.506	6.884	87.09	09:43:49.447
12 -	1:10.203	0.581	94.91	09:44:59.650

P2 11 Paul COLLINGWOOD				
LAP	LAP TIME	DIFF	MPH	TIME OF DAY
1 -	1:12.985	2.549	91.29	09:32:02.706
2 -	1:10.949	0.513	93.91	09:33:13.655
3 -	1:10.436 (1)		94.59	09:34:24.091
4 -	1:10.616 (3)	0.180	94.35	09:35:34.707
5 -	1:10.539 (2)	0.103	94.46	09:36:45.246
6 -	1:11.013	0.577	93.83	09:37:56.259
7 -	1:10.647	0.211	94.31	09:39:06.906
8 -	1:12.742	2.306	91.60	09:40:19.648
9 -	1:17.251	6.815	86.25	09:41:36.899
10 -	1:10.852	0.416	94.04	09:42:47.751
11 -	1:25.004	14.568	78.38	09:44:12.755

P3 64 Anton LANDON				
LAP	LAP TIME	DIFF	MPH	TIME OF DAY
1 -	1:14.903	2.443	88.95	09:32:07.084
2 -	1:13.071 (3)	0.611	91.18	09:33:20.155
3 -	1:13.147	0.687	91.09	09:34:33.302
4 -	1:13.367	0.907	90.82	09:35:46.669
5 -	1:13.619	1.159	90.50	09:37:00.288
6 -	1:13.298	0.838	90.90	09:38:13.586
7 -	1:13.504	1.044	90.65	09:39:27.090
8 -	1:12.460 (1)		91.95	09:40:39.550
9 -	1:14.496	2.036	89.44	09:41:54.046
10 -	1:13.052 (2)	0.592	91.21	09:43:07.098
11 -	1:13.503	1.043	90.65	09:44:20.601

P4 50 Gary GOODYEAR				
LAP	LAP TIME	DIFF	MPH	TIME OF DAY
1 -	1:21.342	5.687	81.91	09:32:12.852
2 -	1:18.599	2.944	84.77	09:33:31.451
3 -	1:16.496	0.841	87.10	09:34:47.947
4 -	1:15.726 (2)	0.071	87.99	09:36:03.673
5 -	1:16.149	0.494	87.50	09:37:19.822
6 -	1:15.915 (3)	0.260	87.77	09:38:35.737
7 -	1:16.222	0.567	87.41	09:39:51.959
8 -	1:16.980	1.325	86.55	09:41:08.939
9 -	1:16.104	0.449	87.55	09:42:25.043
10 -	1:16.453	0.798	87.15	09:43:41.496
11 -	1:15.655 (1)		88.07	09:44:57.151

P5 24 Marcus CROOK				
LAP	LAP TIME	DIFF	MPH	TIME OF DAY
1 -	1:23.033	7.323	80.24	09:32:14.170
2 -	1:17.842	2.132	85.59	09:33:32.012

DIFF = Difference To Personal Best Lap

3 -	1:16.795	1.085	86.76	09:34:48.807
4 -	1:17.300	1.590	86.19	09:36:06.107
5 -	1:18.979	3.269	84.36	09:37:25.086
6 -	1:16.174	0.464	87.47	09:38:41.260
7 -	1:15.710 (1)		88.00	09:39:56.970
8 -	1:16.170	0.460	87.47	09:41:13.140
9 -	1:15.953 (2)	0.243	87.72	09:42:29.093
10 -	1:16.120 (3)	0.410	87.53	09:43:45.213
11 -	1:18.479	2.769	84.90	09:45:03.692

P6 7 Stewart MUTCH				
LAP	LAP TIME	DIFF	MPH	TIME OF DAY
1 -	1:31.213	15.333	73.05	09:32:59.757
2 -	1:21.534	5.654	81.72	09:34:21.291
3 -	1:17.826	1.946	85.61	09:35:39.117
4 -	1:17.246	1.366	86.25	09:36:56.363
5 -	1:16.737	0.857	86.83	09:38:13.100
6 -	1:16.122 (3)	0.242	87.53	09:39:29.222
7 -	1:15.880 (1)		87.81	09:40:45.102
8 -	1:16.194	0.314	87.45	09:42:01.296
9 -	1:17.898	2.018	85.53	09:43:19.194
10 -	1:16.072 (2)	0.192	87.59	09:44:35.266

P7 1 Neil TURNER				
LAP	LAP TIME	DIFF	MPH	TIME OF DAY
1 -	1:19.857	3.731	83.43	09:32:09.397
2 -	1:16.987	0.861	86.55	09:33:26.384
3 -	1:17.523	1.397	85.95	09:34:43.907
4 -	1:16.786	0.660	86.77	09:36:00.693
5 -	1:17.463	1.337	86.01	09:37:18.156
6 -	1:16.526	0.400	87.07	09:38:34.682
7 -	1:16.126 (1)		87.52	09:39:50.808
8 -	1:16.744	0.618	86.82	09:41:07.552
9 -	1:16.417	0.291	87.19	09:42:23.969
10 -	1:16.343 (3)	0.217	87.28	09:43:40.312
11 -	1:16.129 (2)	0.003	87.52	09:44:56.441

P8 30 Stuart THOMPSON				
LAP	LAP TIME	DIFF	MPH	TIME OF DAY
1 -	1:19.983	3.210	83.30	09:32:33.150
2 -	1:18.056	1.283	85.36	09:33:51.206
3 -	1:17.276	0.503	86.22	09:35:08.482
4 -	1:17.011 (3)	0.238	86.52	09:36:25.493
5 -	1:17.069	0.296	86.45	09:37:42.562
6 -	1:16.773 (1)		86.79	09:38:59.335
7 -	1:16.903 (2)	0.130	86.64	09:40:16.238
8 -	1:23.340	6.567	79.95	09:41:39.578
9 -	1:23.542	6.769	79.75	09:43:03.120
10 -	1:18.299	1.526	85.09	09:44:21.419

P9 44 Marcus ROSKILL				
LAP	LAP TIME	DIFF	MPH	TIME OF DAY
1 -	1:19.893	3.094	83.40	09:32:11.838
2 -	1:18.093	1.294	85.32	09:33:29.931
3 -	1:18.402	1.603	84.98	09:34:48.333
4 -	1:17.336 (2)	0.537	86.15	09:36:05.669
5 -	1:18.732	1.933	84.63	09:37:24.401
6 -	1:18.173	1.374	85.23	09:38:42.574
7 -	1:18.009	1.210	85.41	09:40:00.583
8 -	1:18.378	1.579	85.01	09:41:18.961
9 -	1:18.400	1.601	84.99	09:42:37.361
10 -	1:16.799 (1)		86.76	09:43:54.160

Freaky Parts Sport Specials Championship

QUALIFYING - RACES 15 & 20 - LAP ANALYSIS

DIFF = Difference To Personal Best Lap

11 - 1:17.344 (3) 0.545 86.15 09:45:11.504

P10 27 Andrew HAYWARD				
LAP	LAP TIME	DIFF	MPH	TIME OF DAY
1 -	1:20.189	2.795	83.09	09:32:36.908
2 -	1:18.362	0.968	85.03	09:33:55.270
3 -	1:17.586 (2)	0.192	85.88	09:35:12.856
4 -	1:17.610 (3)	0.216	85.85	09:36:30.466
5 -	1:18.294	0.900	85.10	09:37:48.760
6 -	1:17.394 (1)		86.09	09:39:06.154
7 -	1:20.532	3.138	82.74	09:40:26.686
8 -	1:36.613 P	19.219	68.96	09:42:03.299

P11 78 Warren VESSEY				
LAP	LAP TIME	DIFF	MPH	TIME OF DAY
1 -	1:23.044	5.465	80.23	09:32:39.385
2 -	1:19.472	1.893	83.84	09:33:58.857
3 -	1:21.058	3.479	82.20	09:35:19.915
4 -	1:24.006	6.427	79.31	09:36:43.921
5 -	1:18.603	1.024	84.77	09:38:02.524
6 -	1:17.579 (1)		85.88	09:39:20.103
7 -	1:17.620 (2)	0.041	85.84	09:40:37.723
8 -	1:19.486	1.907	83.82	09:41:57.209
9 -	1:17.761 (3)	0.182	85.68	09:43:14.970
10 -	1:18.018	0.439	85.40	09:44:32.988

P12 58 Micky SCOTT				
LAP	LAP TIME	DIFF	MPH	TIME OF DAY
1 -	1:23.575	5.305	79.72	09:32:47.700
2 -	1:19.375	1.105	83.94	09:34:07.075
3 -	1:19.349	1.079	83.97	09:35:26.424
4 -	1:19.383	1.113	83.93	09:36:45.807
5 -	1:18.335 (2)	0.065	85.06	09:38:04.142
6 -	1:18.270 (1)		85.13	09:39:22.412
7 -	1:18.846	0.576	84.50	09:40:41.258
8 -	1:18.816	0.546	84.54	09:42:00.074
9 -	1:19.863	1.593	83.43	09:43:19.937
10 -	1:18.466 (3)	0.196	84.91	09:44:38.403

P13 69 Gerard ODOGHUE				
LAP	LAP TIME	DIFF	MPH	TIME OF DAY
1 -	1:22.898	4.163	80.37	09:32:39.979
2 -	1:19.370	0.635	83.95	09:33:59.349
3 -	1:19.056 (2)	0.321	84.28	09:35:18.405
4 -	1:19.505	0.770	83.80	09:36:37.910
5 -	1:20.539	1.804	82.73	09:37:58.449
6 -	1:18.735 (1)		84.62	09:39:17.184
7 -	1:19.651	0.916	83.65	09:40:36.835
8 -	1:20.080	1.345	83.20	09:41:56.915
9 -	1:19.368 (3)	0.633	83.95	09:43:16.283
10 -	1:22.782	4.047	80.49	09:44:39.065

P14 38 Jamie BRACHER				
LAP	LAP TIME	DIFF	MPH	TIME OF DAY
1 -	1:33.071	13.859	71.59	09:32:58.919
2 -	1:24.009	4.797	79.31	09:34:22.928
3 -	1:22.227	3.015	81.03	09:35:45.155
4 -	1:22.142	2.930	81.11	09:37:07.297
5 -	1:21.882	2.670	81.37	09:38:29.179
6 -	1:27.636	8.424	76.03	09:39:56.815
7 -	1:19.212 (1)		84.11	09:41:16.027

DIFF = Difference To Personal Best Lap

8 - 1:19.302 (2) 0.090 84.02 09:42:35.329
 9 - 1:20.882 1.670 82.38 09:43:56.211
 10 - 1:20.683 (3) 1.471 82.58 09:45:16.894

P15 79 Sylvia MUTCH				
LAP	LAP TIME	DIFF	MPH	TIME OF DAY
1 -	1:28.759	9.127	75.07	09:32:59.383
2 -	1:24.548	4.916	78.81	09:34:23.931
3 -	1:22.176	2.544	81.08	09:35:46.107
4 -	1:20.986 (2)	1.354	82.27	09:37:07.093
5 -	1:21.002 (3)	1.370	82.26	09:38:28.095
6 -	1:22.865	3.233	80.41	09:39:50.960
7 -	1:22.004	2.372	81.25	09:41:12.964
8 -	1:21.544	1.912	81.71	09:42:34.508
9 -	1:21.333	1.701	81.92	09:43:55.841
10 -	1:19.632 (1)		83.67	09:45:15.473

P16 18 Colin BENHAM				
LAP	LAP TIME	DIFF	MPH	TIME OF DAY
1 -	1:29.369	9.012	74.55	09:32:51.516
2 -	1:24.509	4.152	78.84	09:34:16.025
3 -	1:22.899	2.542	80.37	09:35:38.924
4 -	1:21.194	0.837	82.06	09:37:00.118
5 -	1:20.986	0.629	82.27	09:38:21.104
6 -	1:21.764	1.407	81.49	09:39:42.868
7 -	1:21.047	0.690	82.21	09:41:03.915
8 -	1:20.546 (2)	0.189	82.72	09:42:24.461
9 -	1:20.357 (1)		82.92	09:43:44.818
10 -	1:20.808 (3)	0.451	82.45	09:45:05.626

P17 49 Simon DODD				
LAP	LAP TIME	DIFF	MPH	TIME OF DAY
1 -	1:27.056	2.675	76.53	09:32:32.675
2 -	1:25.773	1.392	77.68	09:33:58.448
3 -	1:24.381 (1)		78.96	09:35:22.829
4 -	1:24.467 (2)	0.086	78.88	09:36:47.296
5 -	1:25.618	1.237	77.82	09:38:12.914
6 -	1:24.959 (3)	0.578	78.42	09:39:37.873
7 -	1:25.578	1.197	77.86	09:41:03.451
8 -	1:25.042	0.661	78.35	09:42:28.493
9 -	1:25.383	1.002	78.03	09:43:53.876
10 -	1:25.889	1.508	77.57	09:45:19.765

P18 26 Alan ROBINSON				
LAP	LAP TIME	DIFF	MPH	TIME OF DAY
1 -	1:37.983	13.460	68.00	09:33:00.361
2 -	1:34.077	9.554	70.82	09:34:34.438
3 -	1:29.387	4.864	74.54	09:36:03.825
4 -	1:26.874	2.351	76.69	09:37:30.699
5 -	1:25.348 (3)	0.825	78.07	09:38:56.047
6 -	1:26.555	2.032	76.98	09:40:22.602
7 -	1:24.523 (1)		78.83	09:41:47.125
8 -	1:25.157 (2)	0.634	78.24	09:43:12.282
9 -	1:25.921	1.398	77.55	09:44:38.203

P19 99 Martin GAMBLING				
LAP	LAP TIME	DIFF	MPH	TIME OF DAY
1 -	1:32.251 (1)		72.22	09:32:41.733
2 -	1:49.585 (3)	17.334	60.80	09:34:31.318
3 -	1:47.298 (2)	15.047	62.10	09:36:18.616
4 -	1:59.637 P	27.386	55.69	09:38:18.253

Freaky Parts Sport Specials Championship

QUALIFYING - RACES 15 & 20 - STATISTICS

Competitors Started 19
Planned Start 2024-08-18 @ 09:20:00.000
Actual Start 2024-08-18 @ 09:29:10.144
Finish Time 2024-08-18 @ 09:44:10.962
Track Length 1.8508mi.
Total Laps 189
Total Distance Covered 349.8195mi.

Session Fastest Lap History

NO	CL	NAME	LAP TIME	TIME OF DAY	LAP	VEHICLE
53	A	Andy HILEY	1:12.596	09:31:57.282	1	Chronos HR1S
53	A	Andy HILEY	1:10.773	09:33:08.056	2	Chronos HR1S
11	A	Paul COLLINGWOOD	1:10.436	09:34:24.164	3	Eclipse SM1
53	A	Andy HILEY	1:10.399	09:35:31.125	4	Chronos HR1S
53	A	Andy HILEY	1:10.295	09:36:41.425	5	Chronos HR1S
53	A	Andy HILEY	1:09.766	09:39:02.920	7	Chronos HR1S
53	A	Andy HILEY	1:09.622	09:40:12.547	8	Chronos HR1S

Flag History

TYPE	TIME OF DAY
GREEN	09:29:10.144
FINISH	09:44:10.962

Flag Statistics

TYPE	COUNT	TOTAL LAPS	TOTAL TIME
Green	1	12	16:54.412
Red	0	0	0.000
Safety Car	0	0	0.000
FCY	0	0	0.000

Freaky Parts Sport Specials Championship
QUALIFYING - RACES 15 & 20 - STATISTICS

CLASS : A

4 Starters

Fastest Lap History

NO	NAME	LAP TIME	TIME OF DAY	LAP	VEHICLE
53	Andy HILEY	1:12.596	09:31:57.282	1	Chronos HR1S
53	Andy HILEY	1:10.773	09:33:08.056	2	Chronos HR1S
11	Paul COLLINGWOOD	1:10.436	09:34:24.164	3	Eclipse SM1
53	Andy HILEY	1:10.399	09:35:31.125	4	Chronos HR1S
53	Andy HILEY	1:10.295	09:36:41.425	5	Chronos HR1S
53	Andy HILEY	1:09.766	09:39:02.920	7	Chronos HR1S
53	Andy HILEY	1:09.622	09:40:12.547	8	Chronos HR1S

Freaky Parts Sport Specials Championship
QUALIFYING - RACES 15 & 20 - STATISTICS

CLASS : B

10 Starters

Fastest Lap History

NO	NAME	LAP TIME	TIME OF DAY	LAP	VEHICLE
1	Neil TURNER	1:19.857	09:32:09.506	1	Caterham 7
1	Neil TURNER	1:16.987	09:33:26.497	2	Caterham 7
50	Gary GOODYEAR	1:16.496	09:34:48.042	3	Caterham S3
50	Gary GOODYEAR	1:15.726	09:36:03.777	4	Caterham S3
24	Marcus CROOK	1:15.710	09:39:57.055	7	Fisher Fury
50	Gary GOODYEAR	1:15.655	09:44:57.252	11	Caterham S3

Freaky Parts Sport Specials Championship

QUALIFYING - RACES 15 & 20 - STATISTICS

CLASS : C

4 Starters

Fastest Lap History

NO	NAME	LAP TIME	TIME OF DAY	LAP	VEHICLE
69	Gerard O'DONOGHUE	1:22.898	09:32:40.099	1	MEV Exocet R
69	Gerard O'DONOGHUE	1:19.370	09:33:59.465	2	MEV Exocet R
69	Gerard O'DONOGHUE	1:19.056	09:35:18.523	3	MEV Exocet R
7	Stewart MUTCH	1:17.826	09:35:39.246	3	MEV Exocet R
7	Stewart MUTCH	1:17.246	09:36:56.493	4	MEV Exocet R
7	Stewart MUTCH	1:16.737	09:38:13.229	5	MEV Exocet R
7	Stewart MUTCH	1:16.122	09:39:29.355	6	MEV Exocet R
7	Stewart MUTCH	1:15.880	09:40:45.231	7	MEV Exocet R

Freaky Parts Sport Specials Championship

QUALIFYING - RACES 15 & 20 - STATISTICS

CLASS : INV

1 Starters

Fastest Lap History

NO	NAME	LAP TIME	TIME OF DAY	LAP	VEHICLE
26	Alan ROBINSON	1:37.983	09:33:00.531	1	Ginetta G12 Replica
26	Alan ROBINSON	1:34.077	09:34:34.573	2	Ginetta G12 Replica
26	Alan ROBINSON	1:29.387	09:36:03.898	3	Ginetta G12 Replica
26	Alan ROBINSON	1:26.874	09:37:30.830	4	Ginetta G12 Replica
26	Alan ROBINSON	1:25.348	09:38:56.173	5	Ginetta G12 Replica
26	Alan ROBINSON	1:24.523	09:41:47.251	7	Ginetta G12 Replica

Freaky Parts Sport Specials Championship

RACE 15 - GRID (15 minutes)

ROW 10		1:32.251 19 99 Martin GAMBLING	
ROW 9	1:24.523 18 26 Alan ROBINSON		1:24.381 17 49 Simon DODD
ROW 8	1:20.357 16 18 Colin BENHAM	1:19.632 15 79 Sylvia MUTCH	
ROW 7	1:19.212 14 38 Jamie BRACHER		1:18.735 13 69 Gerard ODOGHUE
ROW 6	1:18.270 12 58 Micky SCOTT	1:17.579 11 78 Warren VESSEY	
ROW 5	1:17.394 10 27 Andrew HAYWARD		1:16.799 9 44 Marcus ROSKILL
ROW 4	1:16.773 8 30 Stuart THOMPSON	1:16.126 7 1 Neil TURNER	
ROW 3	1:15.880 6 7 Stewart MUTCH		1:15.710 5 24 Marcus CROOK
ROW 2	1:15.655 4 50 Gary GOODYEAR	1:12.460 3 64 Anton LANDON	
ROW 1	1:10.436 2 11 Paul COLLINGWOOD	1:09.622 1 53 Andy HILEY	Pole

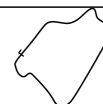
These results are provisional until the conclusion of any judicial and technical matters.

Silverstone International: 1.8508 miles

Clerk Of Course: Lynne Spurr

Stewards:

Timekeeper: Stewart Burr



Freaky Parts Sport Specials Championship

RACE 15 - CLASSIFICATION

Race Distance: 13 Laps / 24.06 miles

POS	NO	CL	PIC	NAME	ENTRY	LAPS	TIME	GAP	DIFF	MPH	BEST	ON	GRD	↑↓
1	53	A	1	Andy HILEY	Chronos HR1S	13	15:31.497			92.99	1:09.411	4	1	0
2	64	A	2	Anton LANDON	Cyana Mk2	13	15:51.089	19.592	19.592	91.07	1:12.110	4	3	1
3	99	A	3	Martin GAMBLING	Eclipse SM1	13	15:56.048	24.551	4.959	90.60	1:10.957	4	19	16
4	7	C	1	Stewart MUTCH	MEV Exocet R	13	16:35.894	1:04.397	39.846	86.97	1:15.825	10	6	2
5	1	B	1	Neil TURNER	Caterham 7	13	16:36.447	1:04.950	0.553	86.93	1:15.738	9	7	2
6	50	B	2	Gary GOODYEAR	Caterham S3	13	16:36.688	1:05.191	0.241	86.90	1:15.656	2	4	-2
7	30	B	3	Stuart THOMPSON	MK Indy RR	12	15:35.108	1 Lap	1 Lap	85.50	1:16.619	7	8	1
8	27	B	4	Andrew HAYWARD	Sylva Clubman	12	15:36.416	1 Lap	1.308	85.38	1:16.625	8	10	2
9	78	B	5	Warren VESSEY	Sylva Phoenix	12	15:41.675	1 Lap	5.259	84.91	1:16.697	9	11	2
10	24	B	6	Marcus CROOK	Fisher Fury	12	15:45.073	1 Lap	3.398	84.60	1:16.361	12	5	-5
11	58	C	2	Micky SCOTT	MEV Exocet R	12	15:54.681	1 Lap	9.608	83.75	1:17.990	11	12	1
12	44	B	7	Marcus ROSKILL	Sylva Phoenix	12	15:57.166	1 Lap	2.485	83.53	1:17.370	7	9	-3
13	38	B	8	Jamie BRACHER	Sylva Phoenix	12	15:57.370	1 Lap	0.204	83.51	1:17.620	7	14	1
14	69	C	3	Gerard ODOGHOUE	MEV Exocet R	12	16:06.289	1 Lap	8.919	82.74	1:18.134	2	13	-1
15	18	B	9	Colin BENHAM	CB Phoenix	12	16:11.741	1 Lap	5.452	82.28	1:19.239	8	16	1
16	79	C	4	Sylvia MUTCH	MEV Exocet R	12	16:33.721	1 Lap	21.980	80.46	1:19.776	5	15	-1
17	26	INV	1	Alan ROBINSON	Ginetta G12 Replica	11	15:59.810	2 Laps	1 Lap	76.36	1:24.916	10	18	1

NOT CLASSIFIED

DNF	11	A		Paul COLLINGWOOD	Eclipse SM1	8	9:28.342	5 Laps	3 Laps	93.79	1:10.095	2	2	
-----	----	---	--	------------------	-------------	---	----------	--------	--------	-------	----------	---	---	--

NOT STARTED

NS	49	B		Simon DODD	Formula 27									17
----	----	---	--	------------	------------	--	--	--	--	--	--	--	--	----

FASTEST LAP

53	A			Andy HILEY	Chronos HR1S	4	1:09.411			95.99 mph		154.49 kph
50	B			Gary GOODYEAR	Caterham S3	2	1:15.656			88.07 mph		141.73 kph
7	C			Stewart MUTCH	MEV Exocet R	10	1:15.825			87.87 mph		141.42 kph
26	INV			Alan ROBINSON	Ginetta G12 Replica	10	1:24.916			78.46 mph		126.28 kph

Weather / Track : Bright / Dry

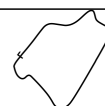
These results are provisional until the conclusion of any judicial and technical matters.

Date: 18/08/2024 Start: 12:33 Finish: 12:49
Silverstone International: 1.8508 miles

Clerk Of Course: Lynne Spurr

Stewards:

Timekeeper: Stewart Burr



Freaky Parts Sport Specials Championship

RACE 15 - LAP ANALYSIS

DIFF = Difference To Personal Best Lap

P17 26 Alan ROBINSON				
LAP	LAP TIME	DIFF	MPH	TIME OF DAY
1 -	1:32.257	7.341	72.22	12:35:16.346
2 -	1:27.346	2.430	76.28	12:36:43.692
3 -	1:26.858	1.942	76.71	12:38:10.550
4 -	1:26.182	1.266	77.31	12:39:36.732
5 -	1:26.133 (3)	1.217	77.35	12:41:02.865
6 -	1:28.092	3.176	75.63	12:42:30.957
7 -	1:26.664	1.748	76.88	12:43:57.621
8 -	1:27.828	2.912	75.86	12:45:25.449
9 -	1:27.685	2.769	75.99	12:46:53.134
10 -	1:24.916 (1)		78.46	12:48:18.050
11 -	1:25.849 (2)	0.933	77.61	12:49:43.899

P18 11 Paul COLLINGWOOD				
LAP	LAP TIME	DIFF	MPH	TIME OF DAY
1 -	1:14.165	4.070	89.84	12:34:58.254
2 -	1:10.095 (1)		95.05	12:36:08.349
3 -	1:10.324 (2)	0.229	94.75	12:37:18.673
4 -	1:10.692	0.597	94.25	12:38:29.365
5 -	1:10.443	0.348	94.59	12:39:39.808
6 -	1:11.452	1.357	93.25	12:40:51.260
7 -	1:10.348 (3)	0.253	94.71	12:42:01.608
8 -	1:10.823	0.728	94.08	12:43:12.431

Freaky Parts Sport Specials Championship

RACE 15 - LAP CHART

LAP 1 @ 12:34:57.360			LAP 2 @ 12:36:07.415			LAP 3 @ 12:37:17.300			LAP 4 @ 12:38:26.711			LAP 5 @ 12:39:37.003		
NO	BEHIND	LAP TIME	NO	BEHIND	LAP TIME	NO	BEHIND	LAP TIME	NO	BEHIND	LAP TIME	NO	BEHIND	LAP TIME
53		1:13.271	53		1:10.055	53		1:09.885	53		1:09.411	53		1:10.292
11	0.894	1:14.165	11	0.934	1:10.095	11	1.373	1:10.324	11	2.654	1:10.692	11	2.805	1:10.443
64	3.827	1:17.098	64	6.301	1:12.529	64	8.732	1:12.316	64	11.431	1:12.110	64	13.964	1:12.825
7	6.462	1:19.733	99	9.738	1:12.533	99	11.008	1:11.155	99	12.554	1:10.957	99	14.133	1:11.871
1	7.064	1:20.335	1	13.133	1:16.124	7	19.874	1:16.411	7	26.497	1:16.034	7	32.179	1:15.974
99	7.260	1:20.531	7	13.348	1:16.941	1	20.194	1:16.946	1	26.732	1:15.949	1	32.417	1:15.977
50	8.373	1:21.644	50	13.974	1:15.656	50	20.622	1:16.533	50	27.352	1:16.141	50	33.407	1:16.347
27	8.595	1:21.866	27	16.847	1:18.307	27	25.807	1:18.845	30	34.235	1:17.613	30	41.821	1:17.878
30	8.864	1:22.135	30	17.016	1:18.207	30	26.033	1:18.902	27	34.504	1:18.108	27	42.191	1:17.979
58	9.797	1:23.068	58	19.880	1:20.138	78	29.119	1:18.564	78	37.333	1:17.625	78	44.434	1:17.393
78	11.690	1:24.961	78	20.440	1:18.805	58	29.520	1:19.525	58	39.152	1:19.043	58	47.870	1:19.010
69	12.745	1:26.016	69	20.824	1:18.134	69	29.927	1:18.988	69	39.469	1:18.953	69	48.342	1:19.165
24	13.335	1:26.606	24	21.130	1:17.850	24	30.134	1:18.889	24	39.918	1:19.195	24	48.755	1:19.129
38	14.822	1:28.093	38	24.132	1:19.365	38	33.750	1:19.503	38	43.796	1:19.457	38	52.610	1:19.106
79	15.659	1:28.930	79	26.132	1:20.528	79	36.782	1:20.535	44	46.265	1:18.743	44	53.454	1:17.481
18	15.835	1:29.106	18	26.790	1:21.010	44	36.933	1:18.443	79	47.920	1:20.549	79	57.404	1:19.776
26	18.986	1:32.257	44	28.375	1:18.437	18	37.415	1:20.510	18	48.307	1:20.303	18	57.879	1:19.864
44	19.993	1:33.264	26	36.277	1:27.346	26	53.250	1:26.858	26	1:10.021	1:26.182			

Freaky Parts Sport Specials Championship

RACE 15 - LAP CHART

LAP 6 @ 12:40:47.450			LAP 7 @ 12:41:57.770			LAP 8 @ 12:43:09.580			LAP 9 @ 12:44:22.696			LAP 10 @ 12:45:35.470		
NO	BEHIND	LAP TIME	NO	BEHIND	LAP TIME	NO	BEHIND	LAP TIME	NO	BEHIND	LAP TIME	NO	BEHIND	LAP TIME
53		1:10.447	53		1:10.320	53		1:11.810	53		1:13.116	53		1:12.774
11	3.810	1:11.452	11	3.838	1:10.348	11	2.851	1:10.823	58	1 Lap	1:19.973	24	1 Lap	1:18.401
26	1 Lap	1:26.133	99	19.404	1:13.193	18	1 Lap	1:20.456	44	1 Lap	1:18.336	44	1 Lap	1:19.298
99	16.531	1:12.845	64	19.772	1:13.349	79	1 Lap	1:25.772	69	1 Lap	1:20.379	58	1 Lap	1:19.937
64	16.743	1:13.226	26	1 Lap	1:28.092	99	19.237	1:11.643	38	1 Lap	1:18.468	38	1 Lap	1:19.451
7	37.680	1:15.948	7	43.668	1:16.308	64	20.096	1:12.134	18	1 Lap	1:19.239	69	1 Lap	1:22.142
1	37.961	1:15.991	1	43.880	1:16.239	26	1 Lap	1:26.664	99	18.800	1:12.679	99	19.243	1:13.217
50	39.005	1:16.045	50	44.642	1:15.957	7	48.419	1:16.561	64	19.831	1:12.851	64	20.123	1:13.066
30	48.867	1:17.493	30	55.166	1:16.619	1	48.661	1:16.591	79	1 Lap	1:21.764	18	1 Lap	1:20.865
27	49.274	1:17.530	27	56.042	1:17.088	50	49.387	1:16.555	1	51.283	1:15.738	79	1 Lap	1:26.642
78	51.165	1:17.178	78	57.948	1:17.103	30	1:00.414	1:17.058	7	51.478	1:16.175	7	54.529	1:15.825
58	56.063	1:18.640	24	1:05.407	1:19.144	27	1:00.857	1:16.625	50	52.372	1:16.101	1	54.748	1:16.239
69	56.347	1:18.452	58	1:05.719	1:19.976	78	1:02.845	1:16.707	26	1 Lap	1:27.828	50	55.643	1:16.045
24	56.583	1:18.275	69	1:05.878	1:19.851	24	1:10.300	1:16.703	30	1:04.235	1:16.937	30	1:09.214	1:17.753
44	1:00.662	1:17.655	44	1:07.712	1:17.370				27	1:04.682	1:16.941	27	1:09.641	1:17.733
38	1:01.110	1:18.947	38	1:08.410	1:17.620				78	1:06.426	1:16.697	78	1:13.607	1:19.955
18	1:07.715	1:20.283												
79	1:08.215	1:21.258												

Freaky Parts Sport Specials Championship

RACE 15 - LAP CHART

LAP 11 @ 12:46:49.347			LAP 12 @ 12:48:02.235			LAP 13 @ 12:49:15.586		
NO	BEHIND	LAP TIME	NO	BEHIND	LAP TIME	NO	BEHIND	LAP TIME
53		1:13.877	53		1:12.888	53		1:13.351
26	2 Laps	1:27.685	27	1 Lap	1:17.655	30	1 Lap	1:17.411
24	1 Lap	1:17.127	78	1 Lap	1:18.898	27	1 Lap	1:17.739
44	1 Lap	1:18.628	24	1 Lap	1:17.393	78	1 Lap	1:17.789
58	1 Lap	1:18.788	26	2 Laps	1:24.916	24	1 Lap	1:16.361
38	1 Lap	1:19.360	58	1 Lap	1:17.990	64	19.592	1:13.238
69	1 Lap	1:20.698	64	19.705	1:12.929	58	1 Lap	1:18.593
64	19.664	1:13.418	44	1 Lap	1:20.681	99	24.551	1:16.417
99	20.221	1:14.855	38	1 Lap	1:19.271	44	1 Lap	1:18.830
18	1 Lap	1:20.253	99	21.485	1:14.152	38	1 Lap	1:18.729
79	1 Lap	1:23.155	69	1 Lap	1:21.017	26	2 Laps	1:25.849
7	57.293	1:16.641	18	1 Lap	1:19.534	69	1 Lap	1:22.494
1	57.634	1:16.763	79	1 Lap	1:22.422	18	1 Lap	1:20.318
50	58.449	1:16.683	1	1:01.023	1:16.277	79	1 Lap	1:22.390
30	1:12.439	1:17.102	7	1:01.341	1:16.936	7	1:04.397	1:16.407
			50	1:01.875	1:16.314	1	1:04.950	1:17.278
						50	1:05.191	1:16.667

Freaky Parts Sport Specials Championship

RACE 15 - POSITION CHART

No	Name	Lap													
		Pos	1	2	3	4	5	6	7	8	9	10	11	12	13
53	HILEY	1	53	53	53	53	53	53	53	53	53	53	53	53	53
11	COLLINGWOOD	2	11	11	11	11	11	11	11	11	99	99	64	64	64
64	LANDON	3	64	64	64	64	64	99	99	99	64	64	99	99	99
50	GOODYEAR	4	7	99	99	99	99	64	64	64	1	7	7	1	7
24	CROOK	5	1	1	7	7	7	7	7	7	7	1	1	7	1
7	MUTCH	6	99	7	1	1	1	1	1	1	50	50	50	50	50
1	TURNER	7	50	50	50	50	50	50	50	50	30	30	30	30	30
30	THOMPSON	8	27	27	27	30	30	30	30	30	27	27	27	27	27
44	ROSKILL	9	30	30	30	27	27	27	27	27	78	78	78	78	78
27	HAYWARD	10	58	58	78	78	78	78	78	78	24	24	24	24	24
78	VESSEY	11	78	78	58	58	58	58	24	24	44	44	58	58	58
58	SCOTT	12	69	69	69	69	69	69	58	58	58	58	44	44	44
69	ODONOGHUE	13	24	24	24	24	24	24	69	44	38	38	38	38	38
38	BRACHER	14	38	38	38	38	38	44	44	69	69	69	69	69	69
79	MUTCH	15	79	79	79	44	44	38	38	38	18	18	18	18	18
18	BENHAM	16	18	18	44	79	79	18	18	18	79	79	79	79	79
49	DODD	17	26	44	18	18	18	79	79	79	26	26	26	26	26
26	ROBINSON	18	44	26	26	26	26	26	26	26	26	26	26	26	26
99	GAMBLING	19													

Freaky Parts Sport Specials Championship

RACE 15 - STATISTICS

Competitors Started 18
Planned Start 2024-08-18 @ 12:25:00.000
Actual Start 2024-08-18 @ 12:33:44.088
Finish Time 2024-08-18 @ 12:49:15.236
Track Length 1.8508mi.
Total Laps 217
Total Distance Covered 401.6446mi.

Session Fastest Lap History

NO	CL	NAME	LAP TIME	TIME OF DAY	LAP	VEHICLE
53	A	Andy HILEY	1:13.271	12:34:57.447	1	Chronos HR1S
53	A	Andy HILEY	1:10.055	12:36:07.503	2	Chronos HR1S
53	A	Andy HILEY	1:09.885	12:37:17.387	3	Chronos HR1S
53	A	Andy HILEY	1:09.411	12:38:26.806	4	Chronos HR1S

Session Leader History

NO	CL	NAME	FROM LAP	LAPS LED	DISTANCE	VEHICLE
53	A	Andy HILEY	1	13	24.06 miles	Chronos HR1S

Flag History

TYPE	TIME OF DAY
GREEN	12:33:44.088
FINISH	12:49:15.236

Flag Statistics

TYPE	COUNT	TOTAL LAPS	TOTAL TIME
Green	1	13	16:41.589
Red	0	0	0.000
Safety Car	0	0	0.000
FCY	0	0	0.000

Freaky Parts Sport Specials Championship

RACE 15 - STATISTICS

CLASS : A

4 Starters

Fastest Lap History

NO	NAME	LAP TIME	TIME OF DAY	LAP	VEHICLE
53	Andy HILEY	1:13.271	12:34:57.447	1	Chronos HR1S
53	Andy HILEY	1:10.055	12:36:07.503	2	Chronos HR1S
53	Andy HILEY	1:09.885	12:37:17.387	3	Chronos HR1S
53	Andy HILEY	1:09.411	12:38:26.806	4	Chronos HR1S

Leader History

NO	NAME	FROM LAP	LAPS LED	DISTANCE	VEHICLE
53	Andy HILEY	1	13	24.06 miles	Chronos HR1S

Freaky Parts Sport Specials Championship

RACE 15 - STATISTICS

CLASS : B

9 Starters

Fastest Lap History

NO	NAME	LAP TIME	TIME OF DAY	LAP	VEHICLE
1	Neil TURNER	1:20.335	12:35:04.540	1	Caterham 7
1	Neil TURNER	1:16.124	12:36:20.666	2	Caterham 7
50	Gary GOODYEAR	1:15.656	12:36:21.491	2	Caterham S3

Leader History

NO	NAME	FROM LAP	LAPS LED	DISTANCE	VEHICLE
1	Neil TURNER	1	13	24.06 miles	Caterham 7

Freaky Parts Sport Specials Championship

RACE 15 - STATISTICS

CLASS : C

4 Starters

Fastest Lap History

NO	NAME	LAP TIME	TIME OF DAY	LAP	VEHICLE
7	Stewart MUTCH	1:19.733	12:35:03.955	1	MEV Exocet R
7	Stewart MUTCH	1:16.941	12:36:20.893	2	MEV Exocet R
7	Stewart MUTCH	1:16.411	12:37:37.298	3	MEV Exocet R
7	Stewart MUTCH	1:16.034	12:38:53.338	4	MEV Exocet R
7	Stewart MUTCH	1:15.974	12:40:09.311	5	MEV Exocet R
7	Stewart MUTCH	1:15.948	12:41:25.259	6	MEV Exocet R
7	Stewart MUTCH	1:15.825	12:46:30.131	10	MEV Exocet R

Leader History

NO	NAME	FROM LAP	LAPS LED	DISTANCE	VEHICLE
7	Stewart MUTCH	1	13	24.06 miles	MEV Exocet R

Freaky Parts Sport Specials Championship

RACE 15 - STATISTICS

CLASS : INV

1 Starters

Fastest Lap History

NO	NAME	LAP TIME	TIME OF DAY	LAP	VEHICLE
26	Alan ROBINSON	1:32.257	12:35:16.480	1	Ginetta G12 Replica
26	Alan ROBINSON	1:27.346	12:36:43.825	2	Ginetta G12 Replica
26	Alan ROBINSON	1:26.858	12:38:10.681	3	Ginetta G12 Replica
26	Alan ROBINSON	1:26.182	12:39:36.855	4	Ginetta G12 Replica
26	Alan ROBINSON	1:26.133	12:41:02.986	5	Ginetta G12 Replica
26	Alan ROBINSON	1:24.916	12:48:18.166	10	Ginetta G12 Replica

Leader History

NO	NAME	FROM LAP	LAPS LED	DISTANCE	VEHICLE
26	Alan ROBINSON	1	11	20.35 miles	Ginetta G12 Replica

Freaky Parts Sport Specials Championship

RACE 20 - GRID (15 minutes)

ROW 10	19	99	Martin GAMBLING	1:47.298
ROW 9	18	26	Alan ROBINSON	1:25.157
	17	49	Simon DODD	1:24.467
ROW 8	16	79	Sylvia MUTCH	1:20.986
	15	18	Colin BENHAM	1:20.546
ROW 7	14	38	Jamie BRACHER	1:19.302
	13	69	Gerard ODOGHOUE	1:19.056
ROW 6	12	58	Micky SCOTT	1:18.335
	11	78	Warren VESSEY	1:17.620
ROW 5	10	27	Andrew HAYWARD	1:17.586
	9	44	Marcus ROSKILL	1:17.336
ROW 4	8	30	Stuart THOMPSON	1:16.903
	7	1	Neil TURNER	1:16.129
ROW 3	6	7	Stewart MUTCH	1:16.072
	5	24	Marcus CROOK	1:15.953
ROW 2	4	50	Gary GOODYEAR	1:15.726
	3	64	Anton LANDON	1:13.052
ROW 1	2	11	Paul COLLINGWOOD	1:10.539
	1	53	Andy HILEY	1:09.766
Pole				

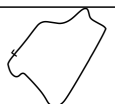
These results are provisional until the conclusion of any judicial and technical matters.

Silverstone International: 1.8508 miles

Clerk Of Course: Lynne Spurr

Stewards:

Timekeeper: Stewart Burr



Freaky Parts Sport Specials Championship

RACE 20 - CLASSIFICATION

Race Distance: 13 Laps / 24.06 miles

POS	NO	CL	PIC	NAME	ENTRY	LAPS	TIME	GAP	DIFF	MPH	BEST	ON	GRD	↑↓
1	53	A	1	Andy HILEY	Chronos HR1S	13	15:34.507			92.69	1:09.826	3	1	0
2	99	A	2	Martin GAMBLING	Eclipse SM1	13	15:42.066	7.559	7.559	91.94	1:10.660	2	19	17
3	64	A	3	Anton LANDON	Cyana Mk2	13	15:47.740	13.233	5.674	91.39	1:11.823	5	3	0
4	7	C	1	Stewart MUTCH	MEV Exocet R	13	16:32.022	57.515	44.282	87.31	1:15.305	8	6	2
5	30	B	1	Stuart THOMPSON	MK Indy RR	13	16:44.658	1:10.151	12.636	86.22	1:15.616	5	8	3
6	1	B	2	Neil TURNER	Caterham 7	13	16:44.847	1:10.340	0.189	86.20	1:14.842	6	7	1
7	44	B	3	Marcus ROSKILL	Sylva Phoenix	13	16:50.534	1:16.027	5.687	85.71	1:16.386	7	9	2
8	78	B	4	Warren VESSEY	Sylva Phoenix	12	15:38.303	1 Lap	1 Lap	85.21	1:16.560	4	11	3
9	69	C	2	Gerard ODOGHOUE	MEV Exocet R	12	15:53.438	1 Lap	15.135	83.86	1:16.503	5	13	4
10	38	B	5	Jamie BRACHER	Sylva Phoenix	12	15:54.938	1 Lap	1.500	83.73	1:17.790	2	14	4
11	79	C	3	Sylvia MUTCH	MEV Exocet R	12	16:22.877	1 Lap	27.939	81.35	1:20.182	6	16	5
12	18	B	6	Colin BENHAM	CB Phoenix	12	16:38.100	1 Lap	15.223	80.11	1:21.295	6	15	3
13	26	INV	1	Alan ROBINSON	Ginetta G12 Replica	11	15:49.803	2 Laps	1 Lap	77.16	1:23.465	9	18	5
14	49	B	7	Simon DODD	Formula 27	11	15:49.995	2 Laps	0.192	77.15	1:24.210	8	17	3

NOT CLASSIFIED

DNF	50	B		Gary GOODYEAR	Caterham S3	11	14:35.799	2 Laps		83.68	1:15.175	3	4	
DNF	58	C		Micky SCOTT	MEV Exocet R	8	10:33.217	5 Laps	3 Laps	84.18	1:16.755	7	12	
DNF	27	B		Andrew HAYWARD	Sylva Clubman	8	10:38.895	5 Laps	5.678	83.43	1:16.285	5	10	
DNF	11	A		Paul COLLINGWOOD	Eclipse SM1	2	2:49.303	11 Laps	6 Laps	78.71	1:18.495	1	2	

NOT STARTED

NS	24	B		Marcus CROOK	Fisher Fury									5
----	----	---	--	--------------	-------------	--	--	--	--	--	--	--	--	---

FASTEST LAP

53	A			Andy HILEY	Chronos HR1S	3	1:09.826			95.42 mph		153.57 kph	
1	B			Neil TURNER	Caterham 7	6	1:14.842			89.03 mph		143.28 kph	
7	C			Stewart MUTCH	MEV Exocet R	8	1:15.305			88.48 mph		142.39 kph	
26	INV			Alan ROBINSON	Ginetta G12 Replica	9	1:23.465			79.83 mph		128.47 kph	

Weather / Track : Bright / Dry

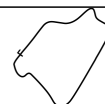
These results are provisional until the conclusion of any judicial and technical matters.

Date: 18/08/2024 Start: 17:21 Finish: 17:37
Silverstone International: 1.8508 miles

Clerk Of Course: Lynne Spurr

Stewards:

Timekeeper: Stewart Burr



Freaky Parts Sport Specials Championship

RACE 20 - LAP ANALYSIS

DIFF = Difference To Personal Best Lap

P1 53 Andy HILEY				
LAP	LAP TIME	DIFF	MPH	TIME OF DAY
1 -	1:13.611	3.785	90.51	17:22:51.200
2 -	1:10.652 (3)	0.826	94.31	17:24:01.852
3 -	1:09.826 (1)		95.42	17:25:11.678
4 -	1:10.545 (2)	0.719	94.45	17:26:22.223
5 -	1:11.265	1.439	93.49	17:27:33.488
6 -	1:11.096	1.270	93.72	17:28:44.584
7 -	1:11.483	1.657	93.21	17:29:56.067
8 -	1:11.761	1.935	92.85	17:31:07.828
9 -	1:12.163	2.337	92.33	17:32:19.991
10 -	1:12.220	2.394	92.26	17:33:32.211
11 -	1:11.955	2.129	92.60	17:34:44.166
12 -	1:13.397	3.571	90.78	17:35:57.563
13 -	1:14.533	4.707	89.39	17:37:12.096

P2 99 Martin GAMBLING				
LAP	LAP TIME	DIFF	MPH	TIME OF DAY
1 -	1:20.027	9.367	83.26	17:22:57.616
2 -	1:10.660 (1)		94.29	17:24:08.276
3 -	1:10.998 (3)	0.338	93.85	17:25:19.274
4 -	1:11.297	0.637	93.45	17:26:30.571
5 -	1:10.948 (2)	0.288	93.91	17:27:41.519
6 -	1:11.251	0.591	93.51	17:28:52.770
7 -	1:12.125	1.465	92.38	17:30:04.895
8 -	1:11.735	1.075	92.88	17:31:16.630
9 -	1:12.572	1.912	91.81	17:32:29.202
10 -	1:11.660	1.000	92.98	17:33:40.862
11 -	1:12.175	1.515	92.32	17:34:53.037
12 -	1:12.372	1.712	92.06	17:36:05.409
13 -	1:14.246	3.586	89.74	17:37:19.655

P3 64 Anton LANDON				
LAP	LAP TIME	DIFF	MPH	TIME OF DAY
1 -	1:17.277	5.454	86.22	17:22:54.866
2 -	1:12.228	0.405	92.25	17:24:07.094
3 -	1:12.013 (2)	0.190	92.52	17:25:19.107
4 -	1:12.614	0.791	91.76	17:26:31.721
5 -	1:11.823 (1)		92.77	17:27:43.544
6 -	1:12.426	0.603	92.00	17:28:55.970
7 -	1:13.042	1.219	91.22	17:30:09.012
8 -	1:12.421	0.598	92.00	17:31:21.433
9 -	1:12.567	0.744	91.82	17:32:34.000
10 -	1:12.170 (3)	0.347	92.32	17:33:46.170
11 -	1:12.703	0.880	91.64	17:34:58.873
12 -	1:13.194	1.371	91.03	17:36:12.067
13 -	1:13.262	1.439	90.95	17:37:25.329

P4 7 Stewart MUTCH				
LAP	LAP TIME	DIFF	MPH	TIME OF DAY
1 -	1:21.523	6.218	81.73	17:22:59.112
2 -	1:16.416	1.111	87.19	17:24:15.528
3 -	1:16.228	0.923	87.41	17:25:31.756
4 -	1:16.519	1.214	87.07	17:26:48.275
5 -	1:15.754	0.449	87.95	17:28:04.029
6 -	1:15.536 (3)	0.231	88.21	17:29:19.565
7 -	1:15.547	0.242	88.19	17:30:35.112
8 -	1:15.305 (1)		88.48	17:31:50.417
9 -	1:16.098	0.793	87.56	17:33:06.515
10 -	1:15.414 (2)	0.109	88.35	17:34:21.929
11 -	1:15.826	0.521	87.87	17:35:37.755
12 -	1:15.766	0.461	87.94	17:36:53.521

DIFF = Difference To Personal Best Lap

P5 30 Stuart THOMPSON				
LAP	LAP TIME	DIFF	MPH	TIME OF DAY
13 -	1:16.090	0.785	87.57	17:38:09.611
1 -	1:22.138	6.522	81.12	17:22:59.727
2 -	1:16.640	1.024	86.94	17:24:16.367
3 -	1:16.276	0.660	87.35	17:25:32.643
4 -	1:17.554	1.938	85.91	17:26:50.197
5 -	1:15.616 (1)		88.11	17:28:05.813
6 -	1:15.670 (2)	0.054	88.05	17:29:21.483
7 -	1:16.237 (3)	0.621	87.40	17:30:37.720
8 -	1:16.762	1.146	86.80	17:31:54.482
9 -	1:17.202	1.586	86.30	17:33:11.684
10 -	1:17.872	2.256	85.56	17:34:29.556
11 -	1:17.206	1.590	86.30	17:35:46.762
12 -	1:17.521	1.905	85.95	17:37:04.283
13 -	1:17.964	2.348	85.46	17:38:22.247

P6 1 Neil TURNER				
LAP	LAP TIME	DIFF	MPH	TIME OF DAY
1 -	1:21.227	6.385	82.03	17:22:58.816
2 -	1:16.523	1.681	87.07	17:24:15.339
3 -	1:16.722	1.880	86.84	17:25:32.061
4 -	1:31.663	16.821	72.69	17:27:03.724
5 -	1:15.792	0.950	87.91	17:28:19.516
6 -	1:14.842 (1)		89.03	17:29:34.358
7 -	1:15.375	0.533	88.40	17:30:49.733
8 -	1:15.121 (3)	0.279	88.69	17:32:04.854
9 -	1:15.956	1.114	87.72	17:33:20.810
10 -	1:15.543	0.701	88.20	17:34:36.353
11 -	1:15.984	1.142	87.69	17:35:52.337
12 -	1:15.167	0.325	88.64	17:37:07.504
13 -	1:14.932 (2)	0.090	88.92	17:38:22.436

P7 44 Marcus ROSKILL				
LAP	LAP TIME	DIFF	MPH	TIME OF DAY
1 -	1:24.469	8.083	78.88	17:23:02.058
2 -	1:17.468	1.082	86.01	17:24:19.526
3 -	1:18.200	1.814	85.20	17:25:37.726
4 -	1:17.638	1.252	85.82	17:26:55.364
5 -	1:17.753	1.367	85.69	17:28:13.117
6 -	1:17.040	0.654	86.49	17:29:30.157
7 -	1:16.386 (1)		87.23	17:30:46.543
8 -	1:16.556 (2)	0.170	87.03	17:32:03.099
9 -	1:17.342	0.956	86.15	17:33:20.441
10 -	1:16.772	0.386	86.79	17:34:37.213
11 -	1:17.352	0.966	86.14	17:35:54.565
12 -	1:16.624 (3)	0.238	86.96	17:37:11.189
13 -	1:16.934	0.548	86.60	17:38:28.123

P8 78 Warren VESSEY				
LAP	LAP TIME	DIFF	MPH	TIME OF DAY
1 -	1:24.367	7.807	78.97	17:23:01.956
2 -	1:17.105	0.545	86.41	17:24:19.061
3 -	1:17.365	0.805	86.12	17:25:36.426
4 -	1:16.560 (1)		87.03	17:26:52.986
5 -	1:17.090	0.530	86.43	17:28:10.076
6 -	1:16.914 (3)	0.354	86.63	17:29:26.990
7 -	1:17.720	1.160	85.73	17:30:44.710
8 -	1:17.272	0.712	86.23	17:32:01.982
9 -	1:19.262	2.702	84.06	17:33:21.244
10 -	1:16.745 (2)	0.185	86.82	17:34:37.989

Freaky Parts Sport Specials Championship

RACE 20 - LAP ANALYSIS

DIFF = Difference To Personal Best Lap

7 -	1:16.897 (3)	0.612	86.65	17:30:40.837
8 -	1:35.647 P	19.362	69.66	17:32:16.484

P18 11 Paul COLLINGWOOD				
LAP	LAP TIME	DIFF	MPH	TIME OF DAY
1 -	1:18.495 (1)		84.88	17:22:56.084
2 -	1:30.808 P	12.312	73.37	17:24:26.892

Freaky Parts Sport Specials Championship

RACE 20 - LAP CHART

LAP 1 @ 17:22:51.200			LAP 2 @ 17:24:01.852			LAP 3 @ 17:25:11.678			LAP 4 @ 17:26:22.223			LAP 5 @ 17:27:33.488		
NO	BEHIND	LAP TIME	NO	BEHIND	LAP TIME	NO	BEHIND	LAP TIME	NO	BEHIND	LAP TIME	NO	BEHIND	LAP TIME
53		1:13.611	53		1:10.652	53		1:09.826	53		1:10.545	53		1:11.265
64	3.666	1:17.277	64	5.242	1:12.228	64	7.429	1:12.013	99	8.348	1:11.297	99	8.031	1:10.948
11	4.884	1:18.495	99	6.424	1:10.660	99	7.596	1:10.998	64	9.498	1:12.614	64	10.056	1:11.823
99	6.416	1:20.027	50	11.587	1:15.291	50	16.936	1:15.175	50	22.282	1:15.891	50	27.354	1:16.337
50	6.948	1:20.559	1	13.487	1:16.523	7	20.078	1:16.228	7	26.052	1:16.519	7	30.541	1:15.754
1	7.616	1:21.227	7	13.676	1:16.416	1	20.383	1:16.722	30	27.974	1:17.554	30	32.325	1:15.616
7	7.912	1:21.523	30	14.515	1:16.640	30	20.965	1:16.276	27	28.475	1:17.407	27	33.495	1:16.285
27	8.339	1:21.950	27	14.985	1:17.298	27	21.613	1:16.454	78	30.763	1:16.560	78	36.588	1:17.090
30	8.527	1:22.138	58	16.727	1:17.912	78	24.748	1:17.365	69	32.239	1:17.226	69	37.477	1:16.503
58	9.467	1:23.078	78	17.209	1:17.105	58	25.351	1:18.450	58	32.980	1:18.174	58	39.254	1:17.539
69	10.141	1:23.752	69	17.326	1:17.837	69	25.558	1:18.058	44	33.141	1:17.638	44	39.629	1:17.753
78	10.756	1:24.367	44	17.674	1:17.468	44	26.048	1:18.200	38	37.019	1:18.849	38	43.926	1:18.172
44	10.858	1:24.469	38	18.599	1:17.790	38	28.715	1:19.942	1	41.501	1:31.663	1	46.028	1:15.792
38	11.461	1:25.072	11	25.040	1:30.808 P	79	36.407	1:20.359	18	49.899	1:21.921	79	59.923	1:20.956
18	14.681	1:28.292	79	25.874	1:21.665	18	38.523	1:21.313	79	50.232	1:24.370	18	1:00.895	1:22.261
79	14.861	1:28.472	18	27.036	1:23.007	49	47.844	1:25.761	26	1:03.015	1:24.970			
26	16.712	1:30.323	26	31.542	1:25.482	26	48.590	1:26.874	49	1:03.465	1:26.166			
49	17.316	1:30.927	49	31.909	1:25.245									

Freaky Parts Sport Specials Championship

RACE 20 - LAP CHART

LAP 6 @ 17:28:44.584			LAP 7 @ 17:29:56.067			LAP 8 @ 17:31:07.828			LAP 9 @ 17:32:19.991			LAP 10 @ 17:33:32.211		
NO	BEHIND	LAP TIME	NO	BEHIND	LAP TIME	NO	BEHIND	LAP TIME	NO	BEHIND	LAP TIME	NO	BEHIND	LAP TIME
53		1:11.096	53		1:11.483	53		1:11.761	53		1:12.163	53		1:12.220
26	1 Lap	1:26.244	99	8.828	1:12.125	79	1 Lap	1:21.526	99	9.211	1:12.572	38	1 Lap	1:20.688
49	1 Lap	1:26.356	64	12.945	1:13.042	99	8.802	1:11.735	64	14.009	1:12.567	99	8.651	1:11.660
99	8.186	1:11.251	26	1 Lap	1:26.001	18	1 Lap	1:23.322	79	1 Lap	1:21.317	64	13.959	1:12.170
64	11.386	1:12.426	49	1 Lap	1:26.469	64	13.605	1:12.421	18	1 Lap	1:22.585	79	1 Lap	1:20.895
50	32.337	1:16.079	50	37.155	1:16.301	49	1 Lap	1:26.654	50	44.897	1:16.225	18	1 Lap	1:23.247
7	34.981	1:15.536	7	39.045	1:15.547	26	1 Lap	1:27.838	7	46.524	1:16.098	7	49.718	1:15.414
30	36.899	1:15.670	30	41.653	1:16.237	50	40.835	1:15.441	49	1 Lap	1:24.210	50	51.175	1:18.498
27	39.356	1:16.957	27	44.770	1:16.897	7	42.589	1:15.305	26	1 Lap	1:25.928	30	57.345	1:17.872
78	42.406	1:16.914	78	48.643	1:17.720	30	46.654	1:16.762	30	51.693	1:17.202	49	1 Lap	1:24.700
69	43.814	1:17.433	69	49.368	1:17.037	78	54.154	1:17.272	44	1:00.450	1:17.342	26	1 Lap	1:23.465
44	45.573	1:17.040	44	50.476	1:16.386	69	54.755	1:17.148	1	1:00.819	1:15.956	1	1:04.142	1:15.543
58	46.556	1:18.398	58	51.828	1:16.755	44	55.271	1:16.556	78	1:01.253	1:19.262	44	1:05.002	1:16.772
1	49.774	1:14.842	1	53.666	1:15.375	1	57.026	1:15.121	69	1:02.270	1:19.678	78	1:05.778	1:16.745
38	50.783	1:17.953	38	57.327	1:18.027	58	1:02.978	1:22.911 P				69	1:09.242	1:19.192
79	1:09.009	1:20.182				38	1:05.406	1:19.840						
18	1:11.094	1:21.295				27	1:08.656	1:35.647 P						

Freaky Parts Sport Specials Championship

RACE 20 - LAP CHART

LAP 11 @ 17:34:44.166			LAP 12 @ 17:35:57.563			LAP 13 @ 17:37:12.096		
NO	BEHIND	LAP TIME	NO	BEHIND	LAP TIME	NO	BEHIND	LAP TIME
53		1:11.955	53		1:13.397	53		1:14.533
38	1 Lap	1:18.924	26	2 Laps	1:26.179	78	1 Lap	1:19.630
99	8.871	1:12.175	49	2 Laps	1:27.198	99	7.559	1:14.246
64	14.707	1:12.703	69	1 Lap	1:21.089	64	13.233	1:13.262
79	1 Lap	1:21.917	99	7.846	1:12.372	26	2 Laps	1:26.499
18	1 Lap	1:23.517	64	14.504	1:13.194	49	2 Laps	1:26.309
7	53.589	1:15.826	38	1 Lap	1:20.217	69	1 Lap	1:28.485
30	1:02.596	1:17.206	50	1 Lap	1:50.002 P	38	1 Lap	1:19.464
1	1:08.171	1:15.984	79	1 Lap	1:20.214	79	1 Lap	1:21.004
44	1:10.399	1:17.352	18	1 Lap	1:23.268	7	57.515	1:16.090
78	1:12.096	1:18.273	7	55.958	1:15.766	18	1 Lap	1:24.072
			30	1:06.720	1:17.521	30	1:10.151	1:17.964
			1	1:09.941	1:15.167	1	1:10.340	1:14.932
			44	1:13.626	1:16.624	44	1:16.027	1:16.934

Freaky Parts Sport Specials Championship

RACE 20 - POSITION CHART

No	Name	Lap													
		Pos	1	2	3	4	5	6	7	8	9	10	11	12	13
53	HILEY	1	53	53	53	53	53	53	53	53	53	53	53	53	53
11	COLLINGWOOD	2	64	64	64	99	99	99	99	99	99	99	99	99	99
64	LANDON	3	11	99	99	64	64	64	64	64	64	64	64	64	64
50	GOODYEAR	4	99	50	50	50	50	50	50	50	50	7	7	7	7
24	CROOK	5	50	1	7	7	7	7	7	7	7	50	30	30	30
7	MUTCH	6	1	7	1	30	30	30	30	30	30	30	1	1	1
1	TURNER	7	7	30	30	27	27	27	27	78	44	1	44	44	44
30	THOMPSON	8	27	27	27	78	78	78	78	69	1	44	78	78	
44	ROSKILL	9	30	58	78	69	69	69	69	44	78	78	69	69	
27	HAYWARD	10	58	78	58	58	58	44	44	1	69	69	38	38	
78	VESSEY	11	69	69	69	44	44	58	58	58	38	38	50	79	
58	SCOTT	12	78	44	44	38	38	1	1	38	79	79	79	18	
69	ODONOGHUE	13	44	38	38	1	1	38	38	27	18	18	18		
38	BRACHER	14	38	11	79	18	79	79	79	79	49	26	26		
18	BENHAM	15	18	79	18	79	18	18	18	18	26	49	49		
79	MUTCH	16	79	18	49	26	26	26	49	49					
49	DODD	17	26	26	26	49	49	49	26	26					
26	ROBINSON	18	49	49											
99	GAMBLING	19													

Freaky Parts Sport Specials Championship

RACE 20 - STATISTICS

Competitors Started 18
Planned Start 2024-08-18 @ 17:25:00.000
Actual Start 2024-08-18 @ 17:21:37.588
Finish Time 2024-08-18 @ 17:37:11.703
Track Length 1.8508mi.
Total Laps 202
Total Distance Covered 373.8811mi.

Session Fastest Lap History

NO	CL	NAME	LAP TIME	TIME OF DAY	LAP	VEHICLE
53	A	Andy HILEY	1:13.611	17:22:51.292	1	Chronos HR1S
53	A	Andy HILEY	1:10.652	17:24:01.945	2	Chronos HR1S
53	A	Andy HILEY	1:09.826	17:25:11.774	3	Chronos HR1S

Session Leader History

NO	CL	NAME	FROM LAP	LAPS LED	DISTANCE	VEHICLE
53	A	Andy HILEY	1	13	24.06 miles	Chronos HR1S

Flag History

TYPE	TIME OF DAY
GREEN	17:21:37.588
FINISH	17:37:11.703

Flag Statistics

TYPE	COUNT	TOTAL LAPS	TOTAL TIME
Green	1	13	16:54.162
Red	0	0	0.000
Safety Car	0	0	0.000
FCY	0	0	0.000

Freaky Parts Sport Specials Championship

RACE 20 - STATISTICS

CLASS : A

4 Starters

Fastest Lap History

NO	NAME	LAP TIME	TIME OF DAY	LAP	VEHICLE
53	Andy HILEY	1:13.611	17:22:51.292	1	Chronos HR1S
53	Andy HILEY	1:10.652	17:24:01.945	2	Chronos HR1S
53	Andy HILEY	1:09.826	17:25:11.774	3	Chronos HR1S

Leader History

NO	NAME	FROM LAP	LAPS LED	DISTANCE	VEHICLE
53	Andy HILEY	1	13	24.06 miles	Chronos HR1S

Freaky Parts Sport Specials Championship

RACE 20 - STATISTICS

CLASS : B

9 Starters

Fastest Lap History

NO	NAME	LAP TIME	TIME OF DAY	LAP	VEHICLE
50	Gary GOODYEAR	1:20.559	17:22:58.246	1	Caterham S3
50	Gary GOODYEAR	1:15.291	17:24:13.540	2	Caterham S3
50	Gary GOODYEAR	1:15.175	17:25:28.719	3	Caterham S3
1	Neil TURNER	1:14.842	17:29:34.476	6	Caterham 7

Leader History

NO	NAME	FROM LAP	LAPS LED	DISTANCE	VEHICLE
50	Gary GOODYEAR	1	10	18.50 miles	Caterham S3
30	Stuart THOMPSON	11	3	5.55 miles	MK Indy RR

Freaky Parts Sport Specials Championship

RACE 20 - STATISTICS

CLASS : C

4 Starters

Fastest Lap History

NO	NAME	LAP TIME	TIME OF DAY	LAP	VEHICLE
7	Stewart MUTCH	1:21.523	17:22:59.239	1	MEV Exocet R
7	Stewart MUTCH	1:16.416	17:24:15.662	2	MEV Exocet R
7	Stewart MUTCH	1:16.228	17:25:31.885	3	MEV Exocet R
7	Stewart MUTCH	1:15.754	17:28:04.159	5	MEV Exocet R
7	Stewart MUTCH	1:15.536	17:29:19.694	6	MEV Exocet R
7	Stewart MUTCH	1:15.305	17:31:50.546	8	MEV Exocet R

Leader History

NO	NAME	FROM LAP	LAPS LED	DISTANCE	VEHICLE
7	Stewart MUTCH	1	13	24.06 miles	MEV Exocet R

Freaky Parts Sport Specials Championship

RACE 20 - STATISTICS

CLASS : INV

1 Starters

Fastest Lap History

NO	NAME	LAP TIME	TIME OF DAY	LAP	VEHICLE
26	Alan ROBINSON	1:30.323	17:23:08.027	1	Ginetta G12 Replica
26	Alan ROBINSON	1:25.482	17:24:33.524	2	Ginetta G12 Replica
26	Alan ROBINSON	1:24.970	17:27:25.366	4	Ginetta G12 Replica
26	Alan ROBINSON	1:23.465	17:34:34.842	9	Ginetta G12 Replica

Leader History

NO	NAME	FROM LAP	LAPS LED	DISTANCE	VEHICLE
26	Alan ROBINSON	1	11	20.35 miles	Ginetta G12 Replica