

**BMW Car Club
Great Britain**



BMW CAR CLUB RACING CHAMPIONSHIP



750 Motor Club Race Meeting
Croft
21st September 2024



Timing & Results Provided by Timing Solutions Ltd

www.tsl-timing.com



BMW Car Club Racing Championship

QUALIFYING - RACE 1 - CLASSIFICATION

POS	NO	CL	PIC	NAME	ENTRY	TIME	ON	LAPS	GAP	DIFF	MPH
1	76	M1	1	Stuart PYWELL	BMW E46 M3	1:31.817	9	9			82.34
2	7	M1	2	Wayne LEWIS	BMW E46 M3	1:32.739	4	8	0.922	0.922	81.52
3	17	6	1	Andrew PYWELL	BMW 328i	1:34.741	7	8	2.924	2.002	79.80
4	9	6	2	Jason REES	BMW E46 Compact	1:35.472	8	8	3.655	0.731	79.19
5	66	M1	3	Mark CULMER	BMW E36 M3	1:35.576	8	8	3.759	0.104	79.10
6	43	6	3	Steven SCHWEIKHARDT	BMW E46 Compact	1:35.966	7	8	4.149	0.390	78.78
7	27	6	4	Chris BLAKEY	BMW E46 330ci	1:36.379	4	8	4.562	0.413	78.44
8	20	M2	1	David ASPDEN	BMW Z3	1:36.421	8	8	4.604	0.042	78.41
9	96	M2	2	David MORRIS	BMW 325ti	1:36.501	5	8	4.684	0.080	78.34
10	31	6	5	Paul LARAMY	BMW E46 Compact	1:37.086	3	8	5.269	0.585	77.87
11	69	M2	3	Aiden VILKHOU	BMW E36	1:37.112	6	8	5.295	0.026	77.85
12	10*	M2	4	Clive WATSON	BMW Compact 3000	1:37.620	7	8	5.803	0.508	77.44
13	888	6	6	Andrew PHILLIPS	BMW 330ci	1:38.760	6	8	6.943	1.140	76.55
14	4	Cup	1	William LAKE	BMW 325ti	1:39.769	3	7	7.952	1.009	75.78
15	68	Cup	2	Gareth THOMAS	BMW 325ti	1:41.025	7	8	9.208	1.256	74.83
16	48	M2	5	Mike NASH	BMW E46 330ci	1:41.909	4	5	10.092	0.884	74.18
17	6	Cup	3	Sam WALTON	BMW E46 325ti	1:43.321	7	7	11.504	1.412	73.17
18	50	Cup	4	Stephen KAY	BMW 325ti	1:47.291	6	7	15.474	3.970	70.46
19	30	Cup	5	Matthew SMITH	BMW Z3	1:47.481	7	7	15.664	0.190	70.34

Comments:

Session declared at 15 minutes as per Q12.28.5

*No. 10 - no working transponder, please rectify before your next session

*Nos. 11 (K McFadden), 26 (S Potts), 46 (M Goodwin), 50 (M Curtler), 91 (D McGee), 99 (P Scharfegger) & 987 (G Stanford) qualified out of session (CALM All Porsche Trophy)

Weather / Track : Cloudy / Dry

Date: 21/09/2024 Start: 09:31 Finish: 09:46

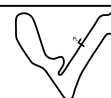
These results are provisional until the conclusion of any judicial and technical matters.

Croft: 2.1001 miles

Clerk Of Course: Ian Denyer

Stewards:

Timekeeper: Stewart Burr



BMW Car Club Racing Championship

QUALIFYING - RACE 1 - LAP ANALYSIS

DIFF = Difference To Personal Best Lap

P1 76 Stuart PYWELL				
LAP	LAP TIME	DIFF	MPH	TIME OF DAY
1 -	1:40.005	8.188	75.60	09:35:23.617
2 -	1:34.343	2.526	80.13	09:36:57.960
3 -	1:33.049	1.232	81.25	09:38:31.009
4 -	1:32.788	0.971	81.48	09:40:03.797
5 -	1:32.125 (3)	0.308	82.06	09:41:35.922
6 -	1:31.872 (2)	0.055	82.29	09:43:07.794
7 -	1:33.511	1.694	80.85	09:44:41.305
8 -	1:33.217	1.400	81.10	09:46:14.522
9 -	1:31.817 (1)		82.34	09:47:46.339

P2 7 Wayne LEWIS				
LAP	LAP TIME	DIFF	MPH	TIME OF DAY
1 -	1:37.099	4.360	77.86	09:35:13.015
2 -	1:34.054	1.315	80.38	09:36:47.069
3 -	1:33.042 (3)	0.303	81.26	09:38:20.111
4 -	1:32.739 (1)		81.52	09:39:52.850
5 -	1:32.746 (2)	0.007	81.51	09:41:25.596
6 -	1:33.547	0.808	80.82	09:42:59.143
7 -	1:35.173	2.434	79.44	09:44:34.316
8 -	1:37.402 P	4.663	77.62	09:46:11.718

P3 17 Andrew PYWELL				
LAP	LAP TIME	DIFF	MPH	TIME OF DAY
1 -	1:42.382	7.641	73.84	09:35:27.987
2 -	1:37.454	2.713	77.58	09:37:05.441
3 -	1:40.179	5.438	75.47	09:38:45.620
4 -	1:36.201	1.460	78.59	09:40:21.821
5 -	1:35.119 (3)	0.378	79.48	09:41:56.940
6 -	1:40.142	5.401	75.49	09:43:37.082
7 -	1:34.741 (1)		79.80	09:45:11.823
8 -	1:34.804 (2)	0.063	79.75	09:46:46.627

P4 9 Jason REES				
LAP	LAP TIME	DIFF	MPH	TIME OF DAY
1 -	1:43.973	8.501	72.71	09:35:27.777
2 -	1:37.475	2.003	77.56	09:37:05.252
3 -	1:37.382	1.910	77.63	09:38:42.634
4 -	1:35.890 (3)	0.418	78.84	09:40:18.524
5 -	1:36.098	0.626	78.67	09:41:54.622
6 -	1:37.289	1.817	77.71	09:43:31.911
7 -	1:35.854 (2)	0.382	78.87	09:45:07.765
8 -	1:35.472 (1)		79.19	09:46:43.237

P5 66 Mark CULMER				
LAP	LAP TIME	DIFF	MPH	TIME OF DAY
1 -	1:40.764	5.188	75.03	09:35:25.694
2 -	1:36.632 (3)	1.056	78.24	09:37:02.326
3 -	1:36.577 (2)	1.001	78.28	09:38:38.903
4 -	1:36.838	1.262	78.07	09:40:15.741
5 -	1:36.656	1.080	78.22	09:41:52.397
6 -	1:37.074	1.498	77.88	09:43:29.471
7 -	1:36.751	1.175	78.14	09:45:06.222
8 -	1:35.576 (1)		79.10	09:46:41.798

P6 43 Steven SCHWEIKHARDT				
LAP	LAP TIME	DIFF	MPH	TIME OF DAY
1 -	1:43.170	7.204	73.28	09:35:25.894
2 -	1:38.512	2.546	76.74	09:37:04.406

DIFF = Difference To Personal Best Lap

3 -	1:37.455	1.489	77.58	09:38:41.861
4 -	1:37.457	1.491	77.57	09:40:19.318
5 -	1:36.981	1.015	77.95	09:41:56.299
6 -	1:36.583 (2)	0.617	78.28	09:43:32.882
7 -	1:35.966 (1)		78.78	09:45:08.848
8 -	1:36.604 (3)	0.638	78.26	09:46:45.452

P7 27 Chris BLAKEY				
LAP	LAP TIME	DIFF	MPH	TIME OF DAY
1 -	1:41.891	5.512	74.20	09:35:06.008
2 -	1:37.816	1.437	77.29	09:36:43.824
3 -	1:39.007	2.628	76.36	09:38:22.831
4 -	1:36.379 (1)		78.44	09:39:59.210
5 -	1:37.308 (2)	0.929	77.69	09:41:36.518
6 -	1:39.841	3.462	75.72	09:43:16.359
7 -	1:37.615 (3)	1.236	77.45	09:44:53.974
8 -	1:39.996	3.617	75.60	09:46:33.970

P8 20 David ASPDEN				
LAP	LAP TIME	DIFF	MPH	TIME OF DAY
1 -	1:41.839	5.418	74.24	09:35:48.423
2 -	1:55.365	18.944	65.53	09:37:43.788
3 -	2:00.484	24.063	62.75	09:39:44.272
4 -	1:38.928	2.507	76.42	09:41:23.200
5 -	1:38.534	2.113	76.73	09:43:01.734
6 -	1:36.687 (2)	0.266	78.19	09:44:38.421
7 -	1:38.025 (3)	1.604	77.12	09:46:16.446
8 -	1:36.421 (1)		78.41	09:47:52.867

P9 96 David MORRIS				
LAP	LAP TIME	DIFF	MPH	TIME OF DAY
1 -	1:43.732	7.231	72.88	09:35:33.562
2 -	1:38.002	1.501	77.14	09:37:11.564
3 -	1:37.047	0.546	77.90	09:38:48.611
4 -	1:36.930 (3)	0.429	78.00	09:40:25.541
5 -	1:36.501 (1)		78.34	09:42:02.042
6 -	1:37.243	0.742	77.74	09:43:39.285
7 -	1:37.015	0.514	77.93	09:45:16.300
8 -	1:36.912 (2)	0.411	78.01	09:46:53.212

P10 31 Paul LARAMY				
LAP	LAP TIME	DIFF	MPH	TIME OF DAY
1 -	1:39.574	2.488	75.92	09:34:50.881
2 -	1:37.278 (2)	0.192	77.72	09:36:28.159
3 -	1:37.086 (1)		77.87	09:38:05.245
4 -	1:39.710	2.624	75.82	09:39:44.955
5 -	1:39.620	2.534	75.89	09:41:24.575
6 -	1:39.743	2.657	75.80	09:43:04.318
7 -	1:39.852	2.766	75.71	09:44:44.170
8 -	1:38.186 (3)	1.100	77.00	09:46:22.356

P11 69 Aiden VILKHOV				
LAP	LAP TIME	DIFF	MPH	TIME OF DAY
1 -	1:43.735	6.623	72.88	09:35:46.162
2 -	1:53.751	16.639	66.46	09:37:39.913
3 -	1:39.427	2.315	76.04	09:39:19.340
4 -	1:39.446	2.334	76.02	09:40:58.786
5 -	1:37.158 (2)	0.046	77.81	09:42:35.944
6 -	1:37.112 (1)		77.85	09:44:13.056
7 -	1:37.235 (3)	0.123	77.75	09:45:50.291
8 -	1:37.975	0.863	77.16	09:47:28.266

BMW Car Club Racing Championship

QUALIFYING - RACE 1 - LAP ANALYSIS

DIFF = Difference To Personal Best Lap

P12 10 Clive WATSON				
LAP	LAP TIME	DIFF	MPH	TIME OF DAY
1 -	1:48.736	11.116	69.53	09:35:38.840
2 -	1:46.454	8.834	71.02	09:37:25.294
3 -	1:41.080	3.460	74.79	09:39:06.374
4 -	1:39.823	2.203	75.74	09:40:46.197
5 -	1:39.293	1.673	76.14	09:42:25.490
6 -	1:38.463 (3)	0.843	76.78	09:44:03.953
7 -	1:37.620 (1)		77.44	09:45:41.573
8 -	1:37.837 (2)	0.217	77.27	09:47:19.410

P13 888 Andrew PHILLIPS				
LAP	LAP TIME	DIFF	MPH	TIME OF DAY
1 -	1:45.706	6.946	71.52	09:35:44.290
2 -	1:48.277	9.517	69.82	09:37:32.567
3 -	1:40.616	1.856	75.14	09:39:13.183
4 -	1:39.722 (3)	0.962	75.81	09:40:52.905
5 -	1:39.659 (2)	0.899	75.86	09:42:32.564
6 -	1:38.760 (1)		76.55	09:44:11.324
7 -	1:40.152	1.392	75.49	09:45:51.476
8 -	1:40.779	2.019	75.02	09:47:32.255

P14 4 William LAKE				
LAP	LAP TIME	DIFF	MPH	TIME OF DAY
1 -	1:41.405	1.636	74.55	09:35:07.786
2 -	1:41.382	1.613	74.57	09:36:49.168
3 -	1:39.769 (1)		75.78	09:38:28.937
4 -	1:39.893 (2)	0.124	75.68	09:40:08.830
5 -	1:39.989 (3)	0.220	75.61	09:41:48.819
6 -	1:41.190 P	1.421	74.71	09:43:30.009
7 -	3:00.853	1:21.084	41.80	09:46:30.862

P15 68 Gareth THOMAS				
LAP	LAP TIME	DIFF	MPH	TIME OF DAY
1 -	1:45.893	4.868	71.39	09:35:17.723
2 -	1:42.465	1.440	73.78	09:37:00.188
3 -	1:44.277	3.252	72.50	09:38:44.465
4 -	1:43.408	2.383	73.11	09:40:27.873
5 -	1:41.184 (2)	0.159	74.72	09:42:09.057
6 -	1:41.395	0.370	74.56	09:43:50.452
7 -	1:41.025 (1)		74.83	09:45:31.477
8 -	1:41.342 (3)	0.317	74.60	09:47:12.819

P16 48 Mike NASH				
LAP	LAP TIME	DIFF	MPH	TIME OF DAY
1 -	1:48.595	6.686	69.62	09:35:37.343
2 -	1:44.628 (3)	2.719	72.26	09:37:21.971
3 -	1:43.987 (2)	2.078	72.70	09:39:05.958
4 -	1:41.909 (1)		74.18	09:40:47.867
5 -	1:41.971 P	0.062	74.14	09:42:29.838

P17 6 Sam WALTON				
LAP	LAP TIME	DIFF	MPH	TIME OF DAY
1 -	1:49.926	6.605	68.77	09:35:54.481
2 -	1:48.243	4.922	69.84	09:37:42.724
3 -	1:45.549	2.228	71.63	09:39:28.273
4 -	1:44.618 (3)	1.297	72.26	09:41:12.891
5 -	1:53.370	10.049	66.68	09:43:06.261
6 -	1:44.350 (2)	1.029	72.45	09:44:50.611
7 -	1:43.321 (1)		73.17	09:46:33.932

DIFF = Difference To Personal Best Lap

P18 50 Stephen KAY				
LAP	LAP TIME	DIFF	MPH	TIME OF DAY
1 -	1:53.905	6.614	66.37	09:35:34.602
2 -	1:50.935	3.644	68.15	09:37:25.537
3 -	1:48.138	0.847	69.91	09:39:13.675
4 -	1:48.124 (3)	0.833	69.92	09:41:01.799
5 -	1:47.782 (2)	0.491	70.14	09:42:49.581
6 -	1:47.291 (1)		70.46	09:44:36.872
7 -	1:49.046	1.755	69.33	09:46:25.918

P19 30 Matthew SMITH				
LAP	LAP TIME	DIFF	MPH	TIME OF DAY
1 -	1:56.844	9.363	64.70	09:35:39.937
2 -	1:52.516	5.035	67.19	09:37:32.453
3 -	1:48.732	1.251	69.53	09:39:21.185
4 -	1:47.918 (3)	0.437	70.05	09:41:09.103
5 -	1:48.849	1.368	69.45	09:42:57.952
6 -	1:47.486 (2)	0.005	70.34	09:44:45.438
7 -	1:47.481 (1)		70.34	09:46:32.919

BMW Car Club Racing Championship

QUALIFYING - RACE 1 - STATISTICS

Competitors Started 19
Planned Start 2024-09-21 @ 09:30:00.000
Actual Start 2024-09-21 @ 09:31:18.712
Finish Time 2024-09-21 @ 09:46:20.028
Track Length 2.1001mi.
Total Laps 146
Total Distance Covered 306.6251mi.

Session Fastest Lap History

NO	CL	NAME	LAP TIME	TIME OF DAY	LAP	VEHICLE
31	6	Paul LARAMY	1:39.574	09:34:50.895	1	BMW E46 Compact
7	M1	Wayne LEWIS	1:37.099	09:35:13.030	1	BMW E46 M3
7	M1	Wayne LEWIS	1:34.054	09:36:47.084	2	BMW E46 M3
7	M1	Wayne LEWIS	1:33.042	09:38:20.126	3	BMW E46 M3
7	M1	Wayne LEWIS	1:32.739	09:39:52.865	4	BMW E46 M3
76	M1	Stuart PYWELL	1:32.125	09:41:35.932	5	BMW E46 M3
76	M1	Stuart PYWELL	1:31.872	09:43:07.804	6	BMW E46 M3
76	M1	Stuart PYWELL	1:31.817	09:47:46.350	9	BMW E46 M3

Flag History

TYPE	TIME OF DAY
GREEN	09:31:18.712
FINISH	09:46:20.028

Flag Statistics

TYPE	COUNT	TOTAL LAPS	TOTAL TIME
Green	1	9	18:03.758
Red	0	0	0.000
Safety Car	0	0	0.000
FCY	0	0	0.000

BMW Car Club Racing Championship
QUALIFYING - RACE 1 - STATISTICS

CLASS : 6

6 Starters

Fastest Lap History

NO	NAME	LAP TIME	TIME OF DAY	LAP	VEHICLE
31	Paul LARAMY	1:39.574	09:34:50.895	1	BMW E46 Compact
31	Paul LARAMY	1:37.278	09:36:28.173	2	BMW E46 Compact
31	Paul LARAMY	1:37.086	09:38:05.259	3	BMW E46 Compact
27	Chris BLAKEY	1:36.379	09:39:59.228	4	BMW E46 330ci
9	Jason REES	1:35.890	09:40:18.552	4	BMW E46 Compact
17	Andrew PYWELL	1:35.119	09:41:56.955	5	BMW 328i
17	Andrew PYWELL	1:34.741	09:45:11.839	7	BMW 328i

BMW Car Club Racing Championship
QUALIFYING - RACE 1 - STATISTICS

CLASS : Cup

5 Starters

Fastest Lap History

NO	NAME	LAP TIME	TIME OF DAY	LAP	VEHICLE
4	William LAKE	1:41.405	09:35:07.810	1	BMW 325ti
4	William LAKE	1:41.382	09:36:49.191	2	BMW 325ti
4	William LAKE	1:39.769	09:38:28.960	3	BMW 325ti

BMW Car Club Racing Championship
QUALIFYING - RACE 1 - STATISTICS

CLASS : M1

3 Starters

Fastest Lap History

NO	NAME	LAP TIME	TIME OF DAY	LAP	VEHICLE
7	Wayne LEWIS	1:37.099	09:35:13.030	1	BMW E46 M3
7	Wayne LEWIS	1:34.054	09:36:47.084	2	BMW E46 M3
7	Wayne LEWIS	1:33.042	09:38:20.126	3	BMW E46 M3
7	Wayne LEWIS	1:32.739	09:39:52.865	4	BMW E46 M3
76	Stuart PYWELL	1:32.125	09:41:35.932	5	BMW E46 M3
76	Stuart PYWELL	1:31.872	09:43:07.804	6	BMW E46 M3
76	Stuart PYWELL	1:31.817	09:47:46.350	9	BMW E46 M3

BMW Car Club Racing Championship
QUALIFYING - RACE 1 - STATISTICS

CLASS : M2

5 Starters

Fastest Lap History

NO	NAME	LAP TIME	TIME OF DAY	LAP	VEHICLE
96	David MORRIS	1:43.732	09:35:33.576	1	BMW 325ti
20	David ASPDEN	1:41.839	09:35:48.434	1	BMW Z3
96	David MORRIS	1:38.002	09:37:11.577	2	BMW 325ti
96	David MORRIS	1:37.047	09:38:48.623	3	BMW 325ti
96	David MORRIS	1:36.930	09:40:25.553	4	BMW 325ti
96	David MORRIS	1:36.501	09:42:02.054	5	BMW 325ti
20	David ASPDEN	1:36.421	09:47:52.879	8	BMW Z3



BMW Car Club Racing Championship

RACE 1 - GRID (20 minutes)

ROW 10	19	30	Matthew SMITH	1:47.481
ROW 9	17	6	Sam WALTON	1:43.321
ROW 9	18	50	Stephen KAY	1:47.291
ROW 8	15	68	Gareth THOMAS	1:41.025
ROW 8	16	48	Mike NASH	1:41.909
ROW 7	13	888	Andrew PHILLIPS	1:38.760
ROW 7	14	4	William LAKE	1:39.769
ROW 6	11	69	Aiden VILKHOU	1:37.112
ROW 6	12	10	Clive WATSON	1:37.620
ROW 5	9	96	David MORRIS	1:36.501
ROW 5	10	31	Paul LARAMY	1:37.086
ROW 4	7	27	Chris BLAKEY	1:36.379
ROW 4	8	20	David ASPDEN	1:36.421
ROW 3	5	66	Mark CULMER	1:35.576
ROW 3	6	43	Steven SCHWEIKHARDT	1:35.966
ROW 2	3	17	Andrew PYWELL	1:34.741
ROW 2	4	9	Jason REES	1:35.472
ROW 1	1	76	Stuart PYWELL	1:31.817
ROW 1	2	7	Wayne LEWIS	1:32.739

Pole

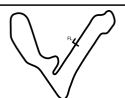
These results are provisional until the conclusion of any judicial and technical matters.

Craft: 2.1001 miles

Clerk Of Course: Ian Denyer

Stewards:

Timekeeper: Stewart Burr





BMW Car Club Racing Championship

RACE 1 - CLASSIFICATION

Race Distance: 12 Laps / 25.20 miles

POS	NO	CL	PIC	NAME	ENTRY	LAPS	TIME	GAP	DIFF	MPH	BEST	ON	GRD	↑↓
1	76	M1	1	Stuart PYWELL	BMW E46 M3	12	20:21.151			74.29	1:32.660	4	1	0
2	17	6	1	Andrew PYWELL	BMW 328i	12	20:28.232	7.081	7.081	73.86	1:34.085	11	3	1
3	66	M1	2	Mark CULMER	BMW E36 M3	12	20:32.254	11.103	4.022	73.62	1:35.481	4	5	2
4	9	6	2	Jason REES	BMW E46 Compact	12	20:34.052	12.901	1.798	73.51	1:35.849	12	4	0
5	31	6	3	Paul LARAMY	BMW E46 Compact	12	20:39.769	18.618	5.717	73.18	1:37.030	5	10	5
6	43	6	4	Steven SCHWEIKHARDT	BMW E46 Compact	12	20:40.720	19.569	0.951	73.12	1:36.505	5	6	0
7	96	M2	1	David MORRIS	BMW 325ti	12	20:41.290	20.139	0.570	73.09	1:36.258	5	9	2
8	69	M2	2	Aiden VILKHOU	BMW E36	12	20:41.618	20.467	0.328	73.07	1:36.158	2	11	3
9	888	6	5	Andrew PHILLIPS	BMW 330ci	12	20:42.529	21.378	0.911	73.01	1:36.999	3	13	4
10	10	M2	3	Clive WATSON	BMW Compact 3000	12	20:42.780	21.629	0.251	73.00	1:36.492	11	12	2
11	27	6	6	Chris BLAKEY	BMW E46 330ci	12	20:43.643	22.492	0.863	72.95	1:36.895	5	7	-4
12	4	Cup	1	William LAKE	BMW 325ti	12	20:51.907	30.756	8.264	72.47	1:39.583	4	14	2
13	68	Cup	2	Gareth THOMAS	BMW 325ti	12	20:56.142	34.991	4.235	72.22	1:40.488	4	15	2
14	6	Cup	3	Sam WALTON	BMW E46 325ti	12	21:18.664	57.513	22.522	70.95	1:41.882	12	17	3
15	30	Cup	4	Matthew SMITH	BMW Z3	11	20:57.848	1 Lap	1 Lap	66.11	1:43.969	11	19	4
16	50	Cup	5	Stephen KAY	BMW 325ti	11	21:10.342	1 Lap	12.494	65.46	1:46.487	11	18	2

NOT CLASSIFIED

DNF	20	M2		David ASPDEN	BMW Z3	7	11:24.888	5 Laps	4 Laps	77.27	1:35.946	4	8	
DNF	7	M1		Wayne LEWIS	BMW E46 M3	1	1:54.094	11 Laps	6 Laps	66.26	1:54.094	1	2	

NOT STARTED

NS	48	M2		Mike NASH	BMW E46 330ci									16
----	----	----	--	-----------	---------------	--	--	--	--	--	--	--	--	----

FASTEST LAP

76	M1	Stuart PYWELL	BMW E46 M3	4	1:32.660	81.59 mph	131.31 kph
17	6	Andrew PYWELL	BMW 328i	11	1:34.085	80.35 mph	129.32 kph
20	M2	David ASPDEN	BMW Z3	4	1:35.946	78.80 mph	126.81 kph
4	Cup	William LAKE	BMW 325ti	4	1:39.583	75.92 mph	122.18 kph

Weather / Track : Cloudy / Dry

Date: 21/09/2024 Start: 11:51 Finish: 12:11

These results are provisional until the conclusion of any judicial and technical matters.

Croft: 2.1001 miles

Clerk Of Course: Ian Denyer

Stewards:

Timekeeper: Stewart Burr



BMW Car Club Racing Championship

RACE 1 - LAP ANALYSIS

DIFF = Difference To Personal Best Lap

P1 76 Stuart PYWELL				
LAP	LAP TIME	DIFF	MPH	TIME OF DAY
1 -	1:41.659	8.999	74.37	11:53:17.286
2 -	1:33.248 (3)	0.588	81.08	11:54:50.534
3 -	1:33.389	0.729	80.95	11:56:23.923
4 -	1:32.660 (1)		81.59	11:57:56.583
5 -	1:32.850 (2)	0.190	81.42	11:59:29.433
6 -	1:34.733	2.073	79.80	12:01:04.166
7 -	1:33.697	1.037	80.69	12:02:37.863
8 -	1:37.479	4.819	77.56	12:04:15.342
9 -	2:58.958	1:26.298	42.24	12:07:14.300
10 -	1:34.385	1.725	80.10	12:08:48.685
11 -	1:33.642	0.982	80.73	12:10:22.327
12 -	1:34.451	1.791	80.04	12:11:56.778

P2 17 Andrew PYWELL				
LAP	LAP TIME	DIFF	MPH	TIME OF DAY
1 -	1:42.447	8.362	73.80	11:53:18.074
2 -	1:35.568	1.483	79.11	11:54:53.642
3 -	1:36.267	2.182	78.53	11:56:29.909
4 -	1:35.029	0.944	79.56	11:58:04.938
5 -	1:34.639 (2)	0.554	79.88	11:59:39.577
6 -	1:36.450	2.365	78.38	12:01:16.027
7 -	1:35.924	1.839	78.81	12:02:51.951
8 -	1:34.988 (3)	0.903	79.59	12:04:26.939
9 -	2:50.892	1:16.807	44.24	12:07:17.831
10 -	1:36.493	2.408	78.35	12:08:54.324
11 -	1:34.085 (1)		80.35	12:10:28.409
12 -	1:35.450	1.365	79.21	12:12:03.859

P3 66 Mark CULMER				
LAP	LAP TIME	DIFF	MPH	TIME OF DAY
1 -	1:45.959	10.478	71.35	11:53:21.586
2 -	1:36.308	0.827	78.50	11:54:57.894
3 -	1:36.214	0.733	78.58	11:56:34.108
4 -	1:35.481 (1)		79.18	11:58:09.589
5 -	1:35.920 (2)	0.439	78.82	11:59:45.509
6 -	1:36.440	0.959	78.39	12:01:21.949
7 -	1:36.328	0.847	78.48	12:02:58.277
8 -	1:38.049	2.568	77.11	12:04:36.326
9 -	2:41.953	1:06.472	46.68	12:07:18.279
10 -	1:37.298	1.817	77.70	12:08:55.577
11 -	1:36.027 (3)	0.546	78.73	12:10:31.604
12 -	1:36.277	0.796	78.52	12:12:07.881

P4 9 Jason REES				
LAP	LAP TIME	DIFF	MPH	TIME OF DAY
1 -	1:47.390	11.541	70.40	11:53:23.017
2 -	1:37.146	1.297	77.82	11:55:00.163
3 -	1:37.740	1.891	77.35	11:56:37.903
4 -	1:37.181	1.332	77.79	11:58:15.084
5 -	1:36.443	0.594	78.39	11:59:51.527
6 -	1:38.314	2.465	76.90	12:01:29.841
7 -	1:37.464	1.615	77.57	12:03:07.305
8 -	1:51.443	15.594	67.84	12:04:58.748
9 -	2:22.645	46.796	53.00	12:07:21.393
10 -	1:36.373 (3)	0.524	78.45	12:08:57.766
11 -	1:36.064 (2)	0.215	78.70	12:10:33.830
12 -	1:35.849 (1)		78.88	12:12:09.679

DIFF = Difference To Personal Best Lap

P5 31 Paul LARAMY				
LAP	LAP TIME	DIFF	MPH	TIME OF DAY
1 -	1:48.301	11.271	69.81	11:53:23.928
2 -	1:37.372	0.342	77.64	11:55:01.300
3 -	1:37.628	0.598	77.44	11:56:38.928
4 -	1:37.203 (2)	0.173	77.78	11:58:16.131
5 -	1:37.030 (1)		77.92	11:59:53.161
6 -	1:38.707	1.677	76.59	12:01:31.868
7 -	1:37.311 (3)	0.281	77.69	12:03:09.179
8 -	1:51.316	14.286	67.92	12:05:00.495
9 -	2:22.357	45.327	53.11	12:07:22.852
10 -	1:37.589	0.559	77.47	12:09:00.441
11 -	1:37.635	0.605	77.43	12:10:38.076
12 -	1:37.320	0.290	77.68	12:12:15.396

P6 43 Steven SCHWEIKHARDT				
LAP	LAP TIME	DIFF	MPH	TIME OF DAY
1 -	1:46.809	10.304	70.78	11:53:22.436
2 -	1:37.265 (3)	0.760	77.73	11:54:59.701
3 -	1:37.804	1.299	77.30	11:56:37.505
4 -	1:37.949	1.444	77.18	11:58:15.454
5 -	1:36.505 (1)		78.34	11:59:51.959
6 -	1:38.473	1.968	76.77	12:01:30.432
7 -	1:37.242 (2)	0.737	77.75	12:03:07.674
8 -	1:51.883	15.378	67.57	12:04:59.557
9 -	2:22.835	46.330	52.93	12:07:22.392
10 -	1:37.856	1.351	77.26	12:09:00.248
11 -	1:38.319	1.814	76.89	12:10:38.567
12 -	1:37.780	1.275	77.32	12:12:16.347

P7 96 David MORRIS				
LAP	LAP TIME	DIFF	MPH	TIME OF DAY
1 -	1:48.785	12.527	69.50	11:53:24.412
2 -	1:37.617 (3)	1.359	77.45	11:55:02.029
3 -	1:37.730	1.472	77.36	11:56:39.759
4 -	1:37.695	1.437	77.39	11:58:17.454
5 -	1:36.258 (1)		78.54	11:59:53.712
6 -	1:38.645	2.387	76.64	12:01:32.357
7 -	1:37.408 (2)	1.150	77.61	12:03:09.765
8 -	1:51.707	15.449	67.68	12:05:01.472
9 -	2:21.742	45.484	53.34	12:07:23.214
10 -	1:37.985	1.727	77.16	12:09:01.199
11 -	1:37.694	1.436	77.39	12:10:38.893
12 -	1:38.024	1.766	77.13	12:12:16.917

P8 69 Aiden VILKHOU				
LAP	LAP TIME	DIFF	MPH	TIME OF DAY
1 -	1:43.457	7.299	73.07	11:53:19.084
2 -	1:36.158 (1)		78.62	11:54:55.242
3 -	1:36.834 (3)	0.676	78.07	11:56:32.076
4 -	1:37.064	0.906	77.89	11:58:09.140
5 -	1:36.521 (2)	0.363	78.33	11:59:45.661
6 -	1:37.402	1.244	77.62	12:01:23.063
7 -	1:37.103	0.945	77.86	12:03:00.166
8 -	1:57.799	21.641	64.18	12:04:57.965
9 -	2:21.441	45.283	53.45	12:07:19.406
10 -	1:39.460	3.302	76.01	12:08:58.866
11 -	1:40.348	4.190	75.34	12:10:39.214
12 -	1:38.031	1.873	77.12	12:12:17.245

BMW Car Club Racing Championship

RACE 1 - LAP ANALYSIS

DIFF = Difference To Personal Best Lap

P9 888 Andrew PHILLIPS				
LAP	LAP TIME	DIFF	MPH	TIME OF DAY
1 -	1:50.080	13.081	68.68	11:53:25.707
2 -	1:38.007	1.008	77.14	11:55:03.714
3 -	1:36.999 (1)		77.94	11:56:40.713
4 -	1:37.089 (3)	0.090	77.87	11:58:17.802
5 -	1:37.067 (2)	0.068	77.89	11:59:54.869
6 -	1:38.226	1.227	76.97	12:01:33.095
7 -	1:37.616	0.617	77.45	12:03:10.711
8 -	1:52.607	15.608	67.14	12:05:03.318
9 -	2:21.562	44.563	53.40	12:07:24.880
10 -	1:37.429	0.430	77.60	12:09:02.309
11 -	1:37.502	0.503	77.54	12:10:39.811
12 -	1:38.345	1.346	76.87	12:12:18.156

P10 10 Clive WATSON				
LAP	LAP TIME	DIFF	MPH	TIME OF DAY
1 -	1:51.011	14.519	68.10	11:53:26.638
2 -	1:37.962	1.470	77.17	11:55:04.600
3 -	1:37.696	1.204	77.38	11:56:42.296
4 -	1:36.617 (2)	0.125	78.25	11:58:18.913
5 -	1:37.439	0.947	77.59	11:59:56.352
6 -	1:37.514	1.022	77.53	12:01:33.866
7 -	1:37.336 (3)	0.844	77.67	12:03:11.202
8 -	1:53.040	16.548	66.88	12:05:04.242
9 -	2:22.287	45.795	53.13	12:07:26.529
10 -	1:37.551	1.059	77.50	12:09:04.080
11 -	1:36.492 (1)		78.35	12:10:40.572
12 -	1:37.835	1.343	77.27	12:12:18.407

P11 27 Chris BLAKEY				
LAP	LAP TIME	DIFF	MPH	TIME OF DAY
1 -	1:47.785	10.890	70.14	11:53:23.412
2 -	1:37.722	0.827	77.36	11:55:01.134
3 -	1:38.083	1.188	77.08	11:56:39.217
4 -	1:37.433 (2)	0.538	77.59	11:58:16.650
5 -	1:36.895 (1)		78.02	11:59:53.545
6 -	1:38.458	1.563	76.79	12:01:32.003
7 -	1:37.975	1.080	77.16	12:03:09.978
8 -	1:52.498	15.603	67.20	12:05:02.476
9 -	2:21.585	44.690	53.39	12:07:24.061
10 -	1:37.669 (3)	0.774	77.41	12:09:01.730
11 -	1:38.559	1.664	76.71	12:10:40.289
12 -	1:38.981	2.086	76.38	12:12:19.270

P12 4 William LAKE				
LAP	LAP TIME	DIFF	MPH	TIME OF DAY
1 -	1:49.835	10.252	68.83	11:53:25.462
2 -	1:41.127	1.544	74.76	11:55:06.589
3 -	1:39.676 (3)	0.093	75.85	11:56:46.265
4 -	1:39.583 (1)		75.92	11:58:25.848
5 -	1:41.012	1.429	74.84	12:00:06.860
6 -	1:40.335	0.752	75.35	12:01:47.195
7 -	1:40.231	0.648	75.43	12:03:27.426
8 -	1:46.863	7.280	70.75	12:05:14.289
9 -	2:13.492	33.909	56.63	12:07:27.781
10 -	1:40.028	0.445	75.58	12:09:07.809
11 -	1:39.606 (2)	0.023	75.90	12:10:47.415
12 -	1:40.119	0.536	75.51	12:12:27.534

DIFF = Difference To Personal Best Lap

P13 68 Gareth THOMAS				
LAP	LAP TIME	DIFF	MPH	TIME OF DAY
1 -	1:52.748	12.260	67.05	11:53:28.375
2 -	1:40.619 (3)	0.131	75.14	11:55:08.994
3 -	1:40.637	0.149	75.12	11:56:49.631
4 -	1:40.488 (1)		75.23	11:58:30.119
5 -	1:41.782	1.294	74.28	12:00:11.901
6 -	1:43.011	2.523	73.39	12:01:54.912
7 -	1:42.905	2.417	73.47	12:03:37.817
8 -	1:49.315	8.827	69.16	12:05:27.132
9 -	2:01.453	20.965	62.25	12:07:28.585
10 -	1:40.929	0.441	74.91	12:09:09.514
11 -	1:40.545 (2)	0.057	75.19	12:10:50.059
12 -	1:41.710	1.222	74.33	12:12:31.769

P14 6 Sam WALTON				
LAP	LAP TIME	DIFF	MPH	TIME OF DAY
1 -	1:58.494	16.612	63.80	11:53:34.121
2 -	1:45.111	3.229	71.92	11:55:19.232
3 -	1:43.361	1.479	73.14	11:57:02.593
4 -	1:42.946	1.064	73.44	11:58:45.539
5 -	1:43.429	1.547	73.09	12:00:28.968
6 -	1:43.542	1.660	73.01	12:02:12.510
7 -	1:42.777 (3)	0.895	73.56	12:03:55.287
8 -	2:02.052	20.170	61.94	12:05:57.339
9 -	1:49.471	7.589	69.06	12:07:46.810
10 -	1:43.042	1.160	73.37	12:09:29.852
11 -	1:42.557 (2)	0.675	73.72	12:11:12.409
12 -	1:41.882 (1)		74.20	12:12:54.291

P15 30 Matthew SMITH				
LAP	LAP TIME	DIFF	MPH	TIME OF DAY
1 -	1:56.986	13.017	64.62	11:53:32.613
2 -	1:48.370	4.401	69.76	11:55:20.983
3 -	1:46.656	2.687	70.88	11:57:07.639
4 -	1:46.854	2.885	70.75	11:58:54.493
5 -	1:47.156	3.187	70.55	12:00:41.649
6 -	1:46.232 (3)	2.263	71.17	12:02:27.881
7 -	1:49.167	5.198	69.25	12:04:17.048
8 -	2:59.137	1:15.168	42.20	12:07:16.185
9 -	1:48.141	4.172	69.91	12:09:04.326
10 -	1:45.180 (2)	1.211	71.88	12:10:49.506
11 -	1:43.969 (1)		72.71	12:12:33.475

P16 50 Stephen KAY				
LAP	LAP TIME	DIFF	MPH	TIME OF DAY
1 -	2:00.037	13.550	62.98	11:53:35.664
2 -	1:49.000	2.513	69.36	11:55:24.664
3 -	1:47.308 (2)	0.821	70.45	11:57:11.972
4 -	1:48.770	2.283	69.51	11:59:00.742
5 -	1:48.026 (3)	1.539	69.98	12:00:48.768
6 -	1:48.433	1.946	69.72	12:02:37.201
7 -	1:48.492	2.005	69.68	12:04:25.693
8 -	2:51.969	1:05.482	43.96	12:07:17.662
9 -	1:50.720	4.233	68.28	12:09:08.382
10 -	1:51.100	4.613	68.05	12:10:59.482
11 -	1:46.487 (1)		71.00	12:12:45.969

P17 20 David ASPDEN				
LAP	LAP TIME	DIFF	MPH	TIME OF DAY
1 -	1:45.669	9.723	71.54	11:53:21.296

BMW Car Club Racing Championship

RACE 1 - LAP ANALYSIS

DIFF = Difference To Personal Best Lap

2 -	1:38.115	2.169	77.05	11:54:59.411
3 -	1:36.747	0.801	78.14	11:56:36.158
4 -	1:35.946 (1)		78.80	11:58:12.104
5 -	1:36.305	0.359	78.50	11:59:48.409
6 -	1:36.019 (2)	0.073	78.74	12:01:24.428
7 -	1:36.087 (3)	0.141	78.68	12:03:00.515

P18 7 Wayne LEWIS				
LAP	LAP TIME	DIFF	MPH	TIME OF DAY
1 -	1:54.094 (1)		66.26	11:53:29.721

BMW Car Club Racing Championship

RACE 1 - LAP CHART

LAP 1 @ 11:53:17.286			LAP 2 @ 11:54:50.534			LAP 3 @ 11:56:23.923			LAP 4 @ 11:57:56.583			LAP 5 @ 11:59:29.433		
NO	BEHIND	LAP TIME	NO	BEHIND	LAP TIME	NO	BEHIND	LAP TIME	NO	BEHIND	LAP TIME	NO	BEHIND	LAP TIME
76		1:41.659	76		1:33.248	76		1:33.389	76		1:32.660	76		1:32.850
17	0.788	1:42.447	17	3.108	1:35.568	17	5.986	1:36.267	17	8.355	1:35.029	17	10.144	1:34.639
69	1.798	1:43.457	69	4.708	1:36.158	69	8.153	1:36.834	69	12.557	1:37.064	66	16.076	1:35.920
20	4.010	1:45.669	66	7.360	1:36.308	66	10.185	1:36.214	66	13.006	1:35.481	69	16.228	1:36.521
66	4.300	1:45.959	20	8.877	1:38.115	20	12.235	1:36.747	20	15.521	1:35.946	20	18.976	1:36.305
43	5.150	1:46.809	43	9.167	1:37.265	43	13.582	1:37.804	9	18.501	1:37.181	9	22.094	1:36.443
9	5.731	1:47.390	9	9.629	1:37.146	9	13.980	1:37.740	43	18.871	1:37.949	43	22.526	1:36.505
27	6.126	1:47.785	27	10.600	1:37.722	31	15.005	1:37.628	31	19.548	1:37.203	31	23.728	1:37.030
31	6.642	1:48.301	31	10.766	1:37.372	27	15.294	1:38.083	27	20.067	1:37.433	27	24.112	1:36.895
96	7.126	1:48.785	96	11.495	1:37.617	96	15.836	1:37.730	96	20.871	1:37.695	96	24.279	1:36.258
4	8.176	1:49.835	888	13.180	1:38.007	888	16.790	1:36.999	888	21.219	1:37.089	888	25.436	1:37.067
888	8.421	1:50.080	10	14.066	1:37.962	10	18.373	1:37.696	10	22.330	1:36.617	10	26.919	1:37.439
10	9.352	1:51.011	4	16.055	1:41.127	4	22.342	1:39.676	4	29.265	1:39.583	4	37.427	1:41.012
68	11.089	1:52.748	68	18.460	1:40.619	68	25.708	1:40.637	68	33.536	1:40.488	68	42.468	1:41.782
7	12.435	1:54.094	6	28.698	1:45.111	6	38.670	1:43.361	6	48.956	1:42.946	6	59.535	1:43.429
30	15.327	1:56.986	30	30.449	1:48.370	30	43.716	1:46.656	30	57.910	1:46.854	30	1:12.216	1:47.156
6	16.835	1:58.494	50	34.130	1:49.000	50	48.049	1:47.308	50	1:04.159	1:48.770	50	1:19.335	1:48.026
50	18.378	2:00.037												

BMW Car Club Racing Championship

RACE 1 - LAP CHART

LAP 6 @ 12:01:04.166			LAP 7 @ 12:02:37.863			LAP 8 @ 12:04:15.342			LAP 9 @ 12:07:14.300			LAP 10 @ 12:08:48.685		
NO	BEHIND	LAP TIME	NO	BEHIND	LAP TIME	NO	BEHIND	LAP TIME	NO	BEHIND	LAP TIME	NO	BEHIND	LAP TIME
76		1:34.733	76		1:33.697	76		1:37.479	76		2:58.958	76		1:34.385
17	11.861	1:36.450	17	14.088	1:35.924	30	1 Lap	1:49.167	30	1 Lap	2:59.137	17	5.639	1:36.493
66	17.783	1:36.440	66	20.414	1:36.328	50	1 Lap	1:48.492	50	1 Lap	2:51.969	66	6.892	1:37.298
69	18.897	1:37.402	69	22.303	1:37.103	17	11.597	1:34.988	17	3.531	2:50.892	9	9.081	1:36.373
20	20.262	1:36.019	20	22.652	1:36.087	66	20.984	1:38.049	66	3.979	2:41.953	69	10.181	1:39.460
9	25.675	1:38.314	9	29.442	1:37.464	69	42.623	1:57.799	69	5.106	2:21.441	43	11.563	1:37.856
43	26.266	1:38.473	43	29.811	1:37.242	9	43.406	1:51.443	9	7.093	2:22.645	31	11.756	1:37.589
31	27.702	1:38.707	31	31.316	1:37.311	43	44.215	1:51.883	43	8.092	2:22.835	96	12.514	1:37.985
27	27.837	1:38.458	96	31.902	1:37.408	31	45.153	1:51.316	31	8.552	2:22.357	27	13.045	1:37.669
96	28.191	1:38.645	27	32.115	1:37.975	96	46.130	1:51.707	96	8.914	2:21.742	888	13.624	1:37.429
888	28.929	1:38.226	888	32.848	1:37.616	27	47.134	1:52.498	27	9.761	2:21.585	10	15.395	1:37.551
10	29.700	1:37.514	10	33.339	1:37.336	888	47.976	1:52.607	888	10.580	2:21.562	30	1 Lap	1:48.141
4	43.029	1:40.335	4	49.563	1:40.231	10	48.900	1:53.040	10	12.229	2:22.287	4	19.124	1:40.028
68	50.746	1:43.011	68	59.954	1:42.905	4	58.947	1:46.863	4	13.481	2:13.492	50	1 Lap	1:50.720
6	1:08.344	1:43.542	6	1:17.424	1:42.777	68	1:11.790	1:49.315	68	14.285	2:01.453	68	20.829	1:40.929
30	1:23.715	1:46.232				6	1:41.997	2:02.052	6	32.510	1:49.471	6	41.167	1:43.042
50	1:33.035	1:48.433												

BMW Car Club Racing Championship

RACE 1 - LAP CHART

LAP 11 @ 12:10:22.327			LAP 12 @ 12:11:56.778		
NO	BEHIND	LAP TIME	NO	BEHIND	LAP TIME
76		1:33.642	76		1:34.451
17	6.082	1:34.085	17	7.081	1:35.450
66	9.277	1:36.027	66	11.103	1:36.277
9	11.503	1:36.064	9	12.901	1:35.849
31	15.749	1:37.635	31	18.618	1:37.320
43	16.240	1:38.319	43	19.569	1:37.780
96	16.566	1:37.694	96	20.139	1:38.024
69	16.887	1:40.348	69	20.467	1:38.031
888	17.484	1:37.502	888	21.378	1:38.345
27	17.962	1:38.559	10	21.629	1:37.835
10	18.245	1:36.492	27	22.492	1:38.981
4	25.088	1:39.606	4	30.756	1:40.119
30	1 Lap	1:45.180	68	34.991	1:41.710
68	27.732	1:40.545	30	1 Lap	1:43.969
50	1 Lap	1:51.100	50	1 Lap	1:46.487
6	50.082	1:42.557	6	57.513	1:41.882

BMW Car Club Racing Championship

RACE 1 - POSITION CHART

No	Name	Lap												
		Pos	1	2	3	4	5	6	7	8	9	10	11	12
76	PYWELL	1	76	76	76	76	76	76	76	76	76	76	76	76
7	LEWIS	2	17	17	17	17	17	17	17	17	17	17	17	17
17	PYWELL	3	69	69	69	69	66	66	66	66	66	66	66	66
9	REES	4	20	66	66	66	69	69	69	69	69	9	9	9
66	CULMER	5	66	20	20	20	20	20	20	9	9	69	31	31
43	SCHWEIKHARDT	6	43	43	43	9	9	9	9	43	43	43	43	43
27	BLAKEY	7	9	9	9	43	43	43	43	31	31	31	96	96
20	ASPDEN	8	27	27	31	31	31	31	31	96	96	96	69	69
96	MORRIS	9	31	31	27	27	27	27	96	27	27	888	888	888
31	LARAMY	10	96	96	96	96	96	96	27	888	888	888	27	10
69	VILKHOU	11	4	888	888	888	888	888	888	10	10	10	10	27
10	WATSON	12	888	10	10	10	10	10	10	4	4	4	4	4
888	PHILLIPS	13	10	4	4	4	4	4	4	68	68	68	68	68
4	LAKE	14	68	68	68	68	68	68	68	6	6	6	6	6
68	THOMAS	15	7	6	6	6	6	6	6	6	30	30	30	30
48	NASH	16	30	30	30	30	30	30	30	30	50	50	50	50
6	WALTON	17	6	50	50	50	50	50	50	50				
50	KAY	18	50											
30	SMITH	19												

BMW Car Club Racing Championship

RACE 1 - STATISTICS

Competitors Started 18
Planned Start 2024-09-21 @ 11:50:00.000
Actual Start 2024-09-21 @ 11:51:35.626
Finish Time 2024-09-21 @ 12:11:55.061
Track Length 2.1001mi.
Total Laps 198
Total Distance Covered 415.8341mi.

Session Fastest Lap History

NO	CL	NAME	LAP TIME	TIME OF DAY	LAP	VEHICLE
76	M1	Stuart PYWELL	1:41.659	11:53:17.297	1	BMW E46 M3
76	M1	Stuart PYWELL	1:33.248	11:54:50.545	2	BMW E46 M3
76	M1	Stuart PYWELL	1:32.660	11:57:56.594	4	BMW E46 M3

Session Leader History

NO	CL	NAME	FROM LAP	LAPS LED	DISTANCE	VEHICLE
76	M1	Stuart PYWELL	1	12	25.20 miles	BMW E46 M3

Flag History

TYPE	TIME OF DAY
GREEN	11:51:35.626
SAFETY	12:03:42.247
GREEN	12:07:12.469
FINISH	12:11:55.061

Flag Statistics

TYPE	COUNT	TOTAL LAPS	TOTAL TIME
Green	2	11	17:52.634
Red	0	0	0.000
Safety Car	1	1	3:30.222
FCY	0	0	0.000

BMW Car Club Racing Championship

RACE 1 - STATISTICS

CLASS : 6

6 Starters

Fastest Lap History

NO	NAME	LAP TIME	TIME OF DAY	LAP	VEHICLE
17	Andrew PYWELL	1:42.447	11:53:18.087	1	BMW 328i
17	Andrew PYWELL	1:35.568	11:54:53.656	2	BMW 328i
17	Andrew PYWELL	1:35.029	11:58:04.952	4	BMW 328i
17	Andrew PYWELL	1:34.639	11:59:39.591	5	BMW 328i
17	Andrew PYWELL	1:34.085	12:10:28.423	11	BMW 328i

Leader History

NO	NAME	FROM LAP	LAPS LED	DISTANCE	VEHICLE
17	Andrew PYWELL	1	12	25.20 miles	BMW 328i

BMW Car Club Racing Championship

RACE 1 - STATISTICS

CLASS : Cup

5 Starters

Fastest Lap History

NO	NAME	LAP TIME	TIME OF DAY	LAP	VEHICLE
4	William LAKE	1:49.835	11:53:25.485	1	BMW 325ti
4	William LAKE	1:41.127	11:55:06.612	2	BMW 325ti
68	Gareth THOMAS	1:40.619	11:55:09.011	2	BMW 325ti
4	William LAKE	1:39.676	11:56:46.287	3	BMW 325ti
4	William LAKE	1:39.583	11:58:25.872	4	BMW 325ti

Leader History

NO	NAME	FROM LAP	LAPS LED	DISTANCE	VEHICLE
4	William LAKE	1	12	25.20 miles	BMW 325ti

BMW Car Club Racing Championship

RACE 1 - STATISTICS

CLASS : M1

3 Starters

Fastest Lap History

NO	NAME	LAP TIME	TIME OF DAY	LAP	VEHICLE
76	Stuart PYWELL	1:41.659	11:53:17.297	1	BMW E46 M3
76	Stuart PYWELL	1:33.248	11:54:50.545	2	BMW E46 M3
76	Stuart PYWELL	1:32.660	11:57:56.594	4	BMW E46 M3

Leader History

NO	NAME	FROM LAP	LAPS LED	DISTANCE	VEHICLE
76	Stuart PYWELL	1	12	25.20 miles	BMW E46 M3

BMW Car Club Racing Championship

RACE 1 - STATISTICS

CLASS : M2

4 Starters

Fastest Lap History

NO	NAME	LAP TIME	TIME OF DAY	LAP	VEHICLE
69	Aiden VILKHOU	1:43.457	11:53:19.096	1	BMW E36
69	Aiden VILKHOU	1:36.158	11:54:55.254	2	BMW E36
20	David ASPDEN	1:35.946	11:58:12.116	4	BMW Z3

Leader History

NO	NAME	FROM LAP	LAPS LED	DISTANCE	VEHICLE
69	Aiden VILKHOU	1	10	21.00 miles	BMW E36
96	David MORRIS	11	2	4.20 miles	BMW 325ti



BMW Car Club Racing Championship

RACE 7 - GRID (20 minutes)

ROW 10	19	48 Mike NASH	
ROW 9	17	20 David ASPDEN	18 7 Wayne LEWIS
ROW 8	15	30 Matthew SMITH	16 50 Stephen KAY
ROW 7	13	68 Gareth THOMAS	14 6 Sam WALTON
ROW 6	11	27 Chris BLAKEY	12 4 William LAKE
ROW 5	9	888 Andrew PHILLIPS	10 10 Clive WATSON
ROW 4	7	96 David MORRIS	8 69 Aiden VILKHOU
ROW 3	5	31 Paul LARAMY	6 43 Steven SCHWEIKHARDT
ROW 2	3	66 Mark CULMER	4 9 Jason REES
ROW 1	1	76 Stuart PYWELL	2 17 Andrew PYWELL
Pole			

These results are provisional until the conclusion of any judicial and technical matters.

Craft: 2.1001 miles

Clerk Of Course: Ian Denyer

Stewards:

Timekeeper: Stewart Burr





BMW Car Club Racing Championship

RACE 7 - CLASSIFICATION - AMENDED

Race Distance: 13 Laps / 27.30 miles

POS	NO	CL	PIC	NAME	ENTRY	LAPS	TIME	GAP	DIFF	MPH	BEST	ON	GRD	↑↓
1	17	6	1	Andrew PYWELL	BMW 328i	13	20:44.977			78.94	1:34.223	7	2	1
2	66	M1	1	Mark CULMER	BMW E36 M3	13	20:56.299	11.322	11.322	78.23	1:35.054	6	3	1
3	31	6	2	Paul LARAMY	BMW E46 Compact	13	21:04.261	19.284	7.962	77.74	1:35.764	11	5	2
4	43	6	3	Steven SCHWEIKHARDT	BMW E46 Compact	13	21:04.957	19.980	0.696	77.70	1:36.047	7	6	2
5	27	6	4	Chris BLAKEY	BMW E46 330ci	13	21:05.841	20.864	0.884	77.64	1:34.873	11	11	6
6	20	M2	1	David ASPDEN	BMW Z3	13	21:16.573	31.596	10.732	76.99	1:36.256	5	17	11
7	69	M2	2	Aiden VILKHOU	BMW E36	13	21:17.913	32.936	1.340	76.91	1:36.004	4	8	1
8	96	M2	3	David MORRIS	BMW 325ti	13	21:20.813	35.836	2.900	76.73	1:35.745	5	7	-1
9	10	M2	4	Clive WATSON	BMW Compact 3000	13	21:33.824	48.847	13.011	75.96	1:36.348	12	10	1
10	4	Cup	1	William LAKE	BMW 325ti	13	21:40.858	55.881	7.034	75.55	1:38.732	6	12	2
11	68	Cup	2	Gareth THOMAS	BMW 325ti	13	21:49.795	1:04.818	8.937	75.04	1:39.364	13	13	2
12	6	Cup	3	Sam WALTON	BMW E46 325ti	13	22:23.820	1:38.843	34.025	73.14	1:41.540	11	14	2
13	30	Cup	4	Matthew SMITH	BMW Z3	12	21:19.981	1 Lap	1 Lap	70.88	1:44.459	6	15	2
14	50	Cup	5	Stephen KAY	BMW 325ti	12	21:39.018	1 Lap	19.037	69.84	1:44.432	6	16	2

NOT CLASSIFIED

DNF	888	6		Andrew PHILLIPS	BMW 330ci	6	10:00.549	7 Laps	6 Laps	75.53	1:36.250	5	9	
DNF	76	M1		Stuart PYWELL	BMW E46 M3	2	3:47.149	11 Laps	4 Laps	66.56	1:39.308	1	1	
DNF	7	M1		Wayne LEWIS	BMW E46 M3	0							18	
DQ	9*	6		Jason REES	BMW E46 Compact								4	

NOT STARTED

NS	48	M2		Mike NASH	BMW E46 330ci								19	
----	----	----	--	-----------	---------------	--	--	--	--	--	--	--	----	--

FASTEST LAP

17	6			Andrew PYWELL	BMW 328i	7	1:34.223			80.24 mph			129.13 kph	
66	M1			Mark CULMER	BMW E36 M3	6	1:35.054			79.54 mph			128.00 kph	
96	M2			David MORRIS	BMW 325ti	5	1:35.745			78.96 mph			127.08 kph	
4	Cup			William LAKE	BMW 325ti	6	1:38.732			76.57 mph			123.23 kph	

Comments:

*No. 9 - disqualified from the race for ignoring flag signals Q12.24.3

Weather / Track : Cloudy / Dry

These results are provisional until the conclusion of any judicial and technical matters.

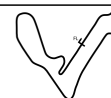
Date: 21/09/2024 Start: 16:07 Finish: 16:28

Croft: 2.1001 miles

Clerk Of Course: Ian Denyer

Stewards:

Timekeeper: Stewart Burr



BMW Car Club Racing Championship

RACE 7 - LAP ANALYSIS

DIFF = Difference To Personal Best Lap

P1 17 Andrew PYWELL				
LAP	LAP TIME	DIFF	MPH	TIME OF DAY
1 -	1:41.197	6.974	74.71	16:09:37.190
2 -	1:36.862	2.639	78.05	16:11:14.052
3 -	1:35.718	1.495	78.98	16:12:49.770
4 -	1:35.221	0.998	79.40	16:14:24.991
5 -	1:34.975	0.752	79.60	16:15:59.966
6 -	1:35.364	1.141	79.28	16:17:35.330
7 -	1:34.223 (1)		80.24	16:19:09.553
8 -	1:34.984	0.761	79.59	16:20:44.537
9 -	1:35.247	1.024	79.37	16:22:19.784
10 -	1:34.913 (3)	0.690	79.65	16:23:54.697
11 -	1:34.349 (2)	0.126	80.13	16:25:29.046
12 -	1:35.693	1.470	79.00	16:27:04.739
13 -	1:36.231	2.008	78.56	16:28:40.970

P2 66 Mark CULMER				
LAP	LAP TIME	DIFF	MPH	TIME OF DAY
1 -	1:43.552	8.498	73.01	16:09:39.545
2 -	1:37.306	2.252	77.69	16:11:16.851
3 -	1:37.301	2.247	77.70	16:12:54.152
4 -	1:36.217	1.163	78.57	16:14:30.369
5 -	1:35.791	0.737	78.92	16:16:06.160
6 -	1:35.054 (1)		79.54	16:17:41.214
7 -	1:35.407 (3)	0.353	79.24	16:19:16.621
8 -	1:36.000	0.946	78.75	16:20:52.621
9 -	1:36.076	1.022	78.69	16:22:28.697
10 -	1:35.502	0.448	79.16	16:24:04.199
11 -	1:35.060 (2)	0.006	79.53	16:25:39.259
12 -	1:36.358	1.304	78.46	16:27:15.617
13 -	1:36.675	1.621	78.20	16:28:52.292

P3 31 Paul LARAMY				
LAP	LAP TIME	DIFF	MPH	TIME OF DAY
1 -	1:42.738	6.974	73.59	16:09:38.731
2 -	1:37.389	1.625	77.63	16:11:16.120
3 -	1:36.357	0.593	78.46	16:12:52.477
4 -	1:37.206	1.442	77.77	16:14:29.683
5 -	1:36.206 (3)	0.442	78.58	16:16:05.889
6 -	1:36.278	0.514	78.52	16:17:42.167
7 -	1:35.938 (2)	0.174	78.80	16:19:18.105
8 -	1:38.069	2.305	77.09	16:20:56.174
9 -	1:37.965	2.201	77.17	16:22:34.139
10 -	1:36.295	0.531	78.51	16:24:10.434
11 -	1:35.764 (1)		78.95	16:25:46.198
12 -	1:37.373	1.609	77.64	16:27:23.571
13 -	1:36.683	0.919	78.20	16:29:00.254

P4 43 Steven SCHWEIKHARDT				
LAP	LAP TIME	DIFF	MPH	TIME OF DAY
1 -	1:44.479	8.432	72.36	16:09:40.472
2 -	1:37.265	1.218	77.73	16:11:17.737
3 -	1:37.173	1.126	77.80	16:12:54.910
4 -	1:36.604	0.557	78.26	16:14:31.514
5 -	1:36.777	0.730	78.12	16:16:08.291
6 -	1:36.599	0.552	78.26	16:17:44.890
7 -	1:36.047 (1)		78.71	16:19:20.937
8 -	1:37.404	1.357	77.62	16:20:58.341
9 -	1:36.495 (3)	0.448	78.35	16:22:34.836
10 -	1:36.567	0.520	78.29	16:24:11.403
11 -	1:36.335 (2)	0.288	78.48	16:25:47.738
12 -	1:36.709	0.662	78.17	16:27:24.447

DIFF = Difference To Personal Best Lap

P5 27 Chris BLAKEY				
LAP	LAP TIME	DIFF	MPH	TIME OF DAY
13 -	1:36.503	0.456	78.34	16:29:00.950
1 -	1:46.569	11.696	70.94	16:09:42.562
2 -	1:38.537	3.664	76.72	16:11:21.099
3 -	1:35.953 (3)	1.080	78.79	16:12:57.052
4 -	1:36.062	1.189	78.70	16:14:33.114
5 -	1:36.714	1.841	78.17	16:16:09.828
6 -	1:36.772	1.899	78.12	16:17:46.600
7 -	1:35.841 (2)	0.968	78.88	16:19:22.441
8 -	1:36.932	2.059	77.99	16:20:59.373
9 -	1:36.303	1.430	78.50	16:22:35.676
10 -	1:35.990	1.117	78.76	16:24:11.666
11 -	1:34.873 (1)		79.69	16:25:46.539
12 -	1:37.342	2.469	77.67	16:27:23.881
13 -	1:37.953	3.080	77.18	16:29:01.834

P6 20 David ASPDEN				
LAP	LAP TIME	DIFF	MPH	TIME OF DAY
1 -	1:48.302	12.046	69.81	16:09:44.295
2 -	1:39.202	2.946	76.21	16:11:23.497
3 -	1:40.407	4.151	75.29	16:13:03.904
4 -	1:36.442 (3)	0.186	78.39	16:14:40.346
5 -	1:36.256 (1)		78.54	16:16:16.602
6 -	1:38.434	2.178	76.80	16:17:55.036
7 -	1:36.561	0.305	78.29	16:19:31.597
8 -	1:37.458	1.202	77.57	16:21:09.055
9 -	1:36.600	0.344	78.26	16:22:45.655
10 -	1:36.423 (2)	0.167	78.41	16:24:22.078
11 -	1:36.599	0.343	78.26	16:25:58.677
12 -	1:36.489	0.233	78.35	16:27:35.166
13 -	1:37.400	1.144	77.62	16:29:12.566

P7 69 Aiden VILKHOU				
LAP	LAP TIME	DIFF	MPH	TIME OF DAY
1 -	1:45.873	9.869	71.41	16:09:41.866
2 -	1:37.778	1.774	77.32	16:11:19.644
3 -	1:36.496 (2)	0.492	78.35	16:12:56.140
4 -	1:36.004 (1)		78.75	16:14:32.144
5 -	1:37.275	1.271	77.72	16:16:09.419
6 -	1:40.651	4.647	75.11	16:17:50.070
7 -	1:39.424	3.420	76.04	16:19:29.494
8 -	1:38.158	2.154	77.02	16:21:07.652
9 -	1:36.533 (3)	0.529	78.32	16:22:44.185
10 -	1:37.145	1.141	77.82	16:24:21.330
11 -	1:37.180	1.176	77.80	16:25:58.510
12 -	1:38.061	2.057	77.10	16:27:36.571
13 -	1:37.335	1.331	77.67	16:29:13.906

P8 96 David MORRIS				
LAP	LAP TIME	DIFF	MPH	TIME OF DAY
1 -	1:53.185	17.440	66.79	16:09:49.178
2 -	1:38.197	2.452	76.99	16:11:27.375
3 -	1:37.787	2.042	77.31	16:13:05.162
4 -	1:37.223	1.478	77.76	16:14:42.385
5 -	1:35.745 (1)		78.96	16:16:18.130
6 -	1:38.601	2.856	76.67	16:17:56.731
7 -	1:36.006 (3)	0.261	78.75	16:19:32.737
8 -	1:37.792	2.047	77.31	16:21:10.529
9 -	1:35.912 (2)	0.167	78.82	16:22:46.441
10 -	1:36.884	1.139	78.03	16:24:23.325

BMW Car Club Racing Championship

RACE 7 - LAP ANALYSIS

DIFF = Difference To Personal Best Lap

11 -	1:36.874	1.129	78.04	16:26:00.199
12 -	1:36.801	1.056	78.10	16:27:37.000
13 -	1:39.806	4.061	75.75	16:29:16.806

P9 10 Clive WATSON				
LAP	LAP TIME	DIFF	MPH	TIME OF DAY
1 -	1:45.134	8.786	71.91	16:09:41.127
2 -	1:57.250	20.902	64.48	16:11:38.377
3 -	1:38.326	1.978	76.89	16:13:16.703
4 -	1:37.699	1.351	77.38	16:14:54.402
5 -	1:37.495	1.147	77.54	16:16:31.897
6 -	1:37.792	1.444	77.31	16:18:09.689
7 -	1:38.165	1.817	77.01	16:19:47.854
8 -	1:37.891	1.543	77.23	16:21:25.745
9 -	1:37.276	0.928	77.72	16:23:03.021
10 -	1:36.742 (3)	0.394	78.15	16:24:39.763
11 -	1:36.601 (2)	0.253	78.26	16:26:16.364
12 -	1:36.348 (1)		78.47	16:27:52.712
13 -	1:37.105	0.757	77.86	16:29:29.817

P10 4 William LAKE				
LAP	LAP TIME	DIFF	MPH	TIME OF DAY
1 -	1:47.675	8.943	70.21	16:09:43.668
2 -	1:39.554	0.822	75.94	16:11:23.222
3 -	1:41.022	2.290	74.84	16:13:04.244
4 -	1:39.380	0.648	76.07	16:14:43.624
5 -	1:39.635	0.903	75.88	16:16:23.259
6 -	1:38.732 (1)		76.57	16:18:01.991
7 -	1:39.208	0.476	76.20	16:19:41.199
8 -	1:39.213	0.481	76.20	16:21:20.412
9 -	1:39.406	0.674	76.05	16:22:59.818
10 -	1:39.695	0.963	75.83	16:24:39.513
11 -	1:38.948 (2)	0.216	76.41	16:26:18.461
12 -	1:39.079 (3)	0.347	76.30	16:27:57.540
13 -	1:39.311	0.579	76.13	16:29:36.851

P11 68 Gareth THOMAS				
LAP	LAP TIME	DIFF	MPH	TIME OF DAY
1 -	1:50.000	10.636	68.73	16:09:45.993
2 -	1:40.639	1.275	75.12	16:11:26.632
3 -	1:41.147	1.783	74.74	16:13:07.779
4 -	1:40.022	0.658	75.58	16:14:47.801
5 -	1:39.475 (2)	0.111	76.00	16:16:27.276
6 -	1:40.236	0.872	75.42	16:18:07.512
7 -	1:40.171	0.807	75.47	16:19:47.683
8 -	1:39.922	0.558	75.66	16:21:27.605
9 -	1:39.920	0.556	75.66	16:23:07.525
10 -	1:39.622	0.258	75.89	16:24:47.147
11 -	1:39.611 (3)	0.247	75.90	16:26:26.758
12 -	1:39.666	0.302	75.85	16:28:06.424
13 -	1:39.364 (1)		76.09	16:29:45.788

P12 6 Sam WALTON				
LAP	LAP TIME	DIFF	MPH	TIME OF DAY
1 -	1:52.778	11.238	67.03	16:09:48.771
2 -	1:43.782	2.242	72.85	16:11:32.553
3 -	1:42.781	1.241	73.56	16:13:15.334
4 -	1:43.310	1.770	73.18	16:14:58.644
5 -	1:42.488	0.948	73.77	16:16:41.132
6 -	1:42.525	0.985	73.74	16:18:23.657
7 -	1:43.174	1.634	73.28	16:20:06.831
8 -	1:42.758	1.218	73.57	16:21:49.589

DIFF = Difference To Personal Best Lap

9 -	1:43.053	1.513	73.36	16:23:32.642
10 -	1:42.153	0.613	74.01	16:25:14.795
11 -	1:41.540 (1)		74.45	16:26:56.335
12 -	1:41.839 (3)	0.299	74.24	16:28:38.174
13 -	1:41.639 (2)	0.099	74.38	16:30:19.813

P13 30 Matthew SMITH				
LAP	LAP TIME	DIFF	MPH	TIME OF DAY
1 -	1:55.231	10.772	65.61	16:09:51.224
2 -	1:46.532	2.073	70.97	16:11:37.756
3 -	1:45.605	1.146	71.59	16:13:23.361
4 -	1:46.647	2.188	70.89	16:15:10.008
5 -	1:44.726 (2)	0.267	72.19	16:16:54.734
6 -	1:44.459 (1)		72.37	16:18:39.193
7 -	1:44.786 (3)	0.327	72.15	16:20:23.979
8 -	1:45.993	1.534	71.33	16:22:09.972
9 -	1:46.053	1.594	71.29	16:23:56.025
10 -	1:45.728	1.269	71.51	16:25:41.753
11 -	1:46.002	1.543	71.32	16:27:27.755
12 -	1:48.219	3.760	69.86	16:29:15.974

P14 50 Stephen KAY				
LAP	LAP TIME	DIFF	MPH	TIME OF DAY
1 -	1:56.694	12.262	64.78	16:09:52.687
2 -	1:46.376	1.944	71.07	16:11:39.063
3 -	1:45.561	1.129	71.62	16:13:24.624
4 -	1:45.048 (3)	0.616	71.97	16:15:09.672
5 -	1:46.959	2.527	70.68	16:16:56.631
6 -	1:44.432 (1)		72.39	16:18:41.063
7 -	1:44.835 (2)	0.403	72.11	16:20:25.898
8 -	1:58.246	13.814	63.93	16:22:24.144
9 -	1:47.700	3.268	70.20	16:24:11.844
10 -	1:49.482	5.050	69.05	16:26:01.326
11 -	1:45.987	1.555	71.33	16:27:47.313
12 -	1:47.698	3.266	70.20	16:29:35.011

P15 888 Andrew PHILLIPS				
LAP	LAP TIME	DIFF	MPH	TIME OF DAY
1 -	1:47.950	11.700	70.03	16:09:43.943
2 -	1:40.529	4.279	75.20	16:11:24.472
3 -	1:39.773	3.523	75.77	16:13:04.245
4 -	1:36.887 (2)	0.637	78.03	16:14:41.132
5 -	1:36.250 (1)		78.55	16:16:17.382
6 -	1:39.160 (3)	2.910	76.24	16:17:56.542

P16 76 Stuart PYWELL				
LAP	LAP TIME	DIFF	MPH	TIME OF DAY
1 -	1:39.308 (1)		76.13	16:09:35.301
2 -	2:07.841 P	28.532	59.14	16:11:43.142

BMW Car Club Racing Championship

RACE 7 - LAP CHART

LAP 1 @ 16:09:35.301			LAP 2 @ 16:11:14.052			LAP 3 @ 16:12:49.770			LAP 4 @ 16:14:24.991			LAP 5 @ 16:15:59.966		
NO	BEHIND	LAP TIME	NO	BEHIND	LAP TIME	NO	BEHIND	LAP TIME	NO	BEHIND	LAP TIME	NO	BEHIND	LAP TIME
76		1:39.308	17		1:36.862	17		1:35.718	17		1:35.221	17		1:34.975
17	1.889	1:41.197	31	2.068	1:37.389	31	2.707	1:36.357	31	4.692	1:37.206	31	5.923	1:36.206
31	3.430	1:42.738	9	2.254	1:37.225	9	3.337	1:36.801	9	5.189	1:37.073	66	6.194	1:35.791
9	3.780	1:43.088	66	2.799	1:37.306	66	4.382	1:37.301	66	5.378	1:36.217	43	8.325	1:36.777
66	4.244	1:43.552	43	3.685	1:37.265	43	5.140	1:37.173	43	6.523	1:36.604	69	9.453	1:37.275
43	5.171	1:44.479	69	5.592	1:37.778	69	6.370	1:36.496	69	7.153	1:36.004	27	9.862	1:36.714
10	5.826	1:45.134	27	7.047	1:38.537	27	7.282	1:35.953	27	8.123	1:36.062	9	15.533	1:45.319
69	6.565	1:45.873	4	9.170	1:39.554	20	14.134	1:40.407	20	15.355	1:36.442	20	16.636	1:36.256
27	7.261	1:46.569	20	9.445	1:39.202	4	14.474	1:41.022	888	16.141	1:36.887	888	17.416	1:36.250
4	8.367	1:47.675	888	10.420	1:40.529	888	14.475	1:39.773	96	17.394	1:37.223	96	18.164	1:35.745
888	8.642	1:47.950	68	12.580	1:40.639	96	15.392	1:37.787	4	18.633	1:39.380	4	23.293	1:39.635
20	8.994	1:48.302	96	13.323	1:38.197	68	18.009	1:41.147	68	22.810	1:40.022	68	27.310	1:39.475
68	10.692	1:50.000	6	18.501	1:43.782	6	25.564	1:42.781	10	29.411	1:37.699	10	31.931	1:37.495
6	13.470	1:52.778	30	23.704	1:46.532	10	26.933	1:38.326	6	33.653	1:43.310	6	41.166	1:42.488
96	13.877	1:53.185	10	24.325	1:57.250	30	33.591	1:45.605	50	44.681	1:45.048	30	54.768	1:44.726
30	15.923	1:55.231	50	25.011	1:46.376	50	34.854	1:45.561	30	45.017	1:46.647	50	56.665	1:46.959
50	17.386	1:56.694	76	29.090	2:07.841 P									

BMW Car Club Racing Championship

RACE 7 - LAP CHART

LAP 6 @ 16:17:35.330			LAP 7 @ 16:19:09.553			LAP 8 @ 16:20:44.537			LAP 9 @ 16:22:19.784			LAP 10 @ 16:23:54.697		
NO	BEHIND	LAP TIME	NO	BEHIND	LAP TIME	NO	BEHIND	LAP TIME	NO	BEHIND	LAP TIME	NO	BEHIND	LAP TIME
17		1:35.364	17		1:34.223	17		1:34.984	17		1:35.247	17		1:34.913
66	5.884	1:35.054	66	7.068	1:35.407	66	8.084	1:36.000	50	1 Lap	1:58.246	30	1 Lap	1:46.053
31	6.837	1:36.278	31	8.552	1:35.938	31	11.637	1:38.069	66	8.913	1:36.076	66	9.502	1:35.502
43	9.560	1:36.599	43	11.384	1:36.047	43	13.804	1:37.404	31	14.355	1:37.965	31	15.737	1:36.295
27	11.270	1:36.772	27	12.888	1:35.841	27	14.836	1:36.932	43	15.052	1:36.495	43	16.706	1:36.567
69	14.740	1:40.651	69	19.941	1:39.424	69	23.115	1:38.158	27	15.892	1:36.303	27	16.969	1:35.990
9	17.765	1:37.596	9	21.124	1:37.582	9	24.112	1:37.972	69	24.401	1:36.533	50	1 Lap	1:47.700
20	19.706	1:38.434	20	22.044	1:36.561	20	24.518	1:37.458	9	25.242	1:36.377	69	26.633	1:37.145
888	21.212	1:39.160	96	23.184	1:36.006	96	25.992	1:37.792	20	25.871	1:36.600	9	27.380	1:37.051
96	21.401	1:38.601	4	31.646	1:39.208	4	35.875	1:39.213	96	26.657	1:35.912	20	27.381	1:36.423
4	26.661	1:38.732	68	38.130	1:40.171	10	41.208	1:37.891	4	40.034	1:39.406	96	28.628	1:36.884
68	32.182	1:40.236	10	38.301	1:38.165	68	43.068	1:39.922	10	43.237	1:37.276	4	44.816	1:39.695
10	34.359	1:37.792	6	57.278	1:43.174	6	1:05.052	1:42.758	68	47.741	1:39.920	10	45.066	1:36.742
6	48.327	1:42.525	30	1:14.426	1:44.786	30	1:25.435	1:45.993	6	1:12.858	1:43.053	68	52.450	1:39.622
30	1:03.863	1:44.459	50	1:16.345	1:44.835							6	1:20.098	1:42.153
50	1:05.733	1:44.432												

BMW Car Club Racing Championship

RACE 7 - LAP CHART

LAP 11 @ 16:25:29.046			LAP 12 @ 16:27:04.739			LAP 13 @ 16:28:40.970		
NO	BEHIND	LAP TIME	NO	BEHIND	LAP TIME	NO	BEHIND	LAP TIME
17		1:34.349	17		1:35.693	17		1:36.231
66	10.213	1:35.060	66	10.878	1:36.358	66	11.322	1:36.675
30	1 Lap	1:45.728	31	18.832	1:37.373	31	19.284	1:36.683
31	17.152	1:35.764	27	19.142	1:37.342	43	19.980	1:36.503
27	17.493	1:34.873	43	19.708	1:36.709	27	20.864	1:37.953
43	18.692	1:36.335	30	1 Lap	1:46.002	20	31.596	1:37.400
69	29.464	1:37.180	20	30.427	1:36.489	9	32.115	1:36.792
20	29.631	1:36.599	9	31.554	1:36.772	69	32.936	1:37.335
9	30.475	1:37.444	69	31.832	1:38.061	30	1 Lap	1:48.219
96	31.153	1:36.874	96	32.261	1:36.801	96	35.836	1:39.806
50	1 Lap	1:49.482	50	1 Lap	1:45.987	10	48.847	1:37.105
10	47.318	1:36.601	10	47.973	1:36.348	50	1 Lap	1:47.698
4	49.415	1:38.948	4	52.801	1:39.079	4	55.881	1:39.311
68	57.712	1:39.611	68	1:01.685	1:39.666	68	1:04.818	1:39.364
6	1:27.289	1:41.540	6	1:33.435	1:41.839	6	1:38.843	1:41.639

BMW Car Club Racing Championship

RACE 7 - POSITION CHART

No	Name	Lap Pos	1	2	3	4	5	6	7	8	9	10	11	12	13
			76	PYWELL	1	76	17	17	17	17	17	17	17	17	17
17	PYWELL	2	17	31	31	31	31	66	66	66	66	66	66	66	66
66	CULMER	3	31	9	9	9	66	31	31	31	31	31	31	31	31
9	REES	4	9	66	66	66	43	43	43	43	43	43	27	27	43
31	LARAMY	5	66	43	43	43	69	27	27	27	27	27	43	43	27
43	SCHWEIKHARDT	6	43	69	69	69	27	69	69	69	69	69	69	20	20
96	MORRIS	7	10	27	27	27	9	9	9	9	9	9	20	9	9
69	VILKHOU	8	69	4	20	20	20	20	20	20	20	20	9	69	69
888	PHILLIPS	9	27	20	4	888	888	888	96	96	96	96	96	96	96
10	WATSON	10	4	888	888	96	96	96	4	4	4	4	10	10	10
27	BLAKEY	11	888	68	96	4	4	4	68	10	10	10	4	4	4
4	LAKE	12	20	96	68	68	68	68	10	68	68	68	68	68	68
68	THOMAS	13	68	6	6	10	10	10	6	6	6	6	6	6	6
6	WALTON	14	6	30	10	6	6	6	30	30	30	30	30	30	30
30	SMITH	15	96	10	30	50	30	30	50	50	50	50	50	50	50
50	KAY	16	30	50	50	30	50	50							
20	ASPDEN	17	50	76											
7	LEWIS	18													
48	NASH	19													

BMW Car Club Racing Championship

RACE 7 - STATISTICS

Competitors Started 18
Planned Start 2024-09-21 @ 15:50:00.000
Actual Start 2024-09-21 @ 16:07:55.992
Finish Time 2024-09-21 @ 16:28:39.681
Track Length 2.1001mi.
Total Laps 201
Total Distance Covered 422.1346mi.

Session Fastest Lap History

NO	CL	NAME	LAP TIME	TIME OF DAY	LAP	VEHICLE
76	M1	Stuart PYWELL	1:39.308	16:09:35.312	1	BMW E46 M3
17	6	Andrew PYWELL	1:36.862	16:11:14.066	2	BMW 328i
17	6	Andrew PYWELL	1:35.718	16:12:49.786	3	BMW 328i
17	6	Andrew PYWELL	1:35.221	16:14:25.005	4	BMW 328i
17	6	Andrew PYWELL	1:34.975	16:15:59.980	5	BMW 328i
17	6	Andrew PYWELL	1:34.223	16:19:09.569	7	BMW 328i

Session Leader History

NO	CL	NAME	FROM LAP	LAPS LED	DISTANCE	VEHICLE
76	M1	Stuart PYWELL	1	1	2.10 miles	BMW E46 M3
17	6	Andrew PYWELL	2	12	25.20 miles	BMW 328i

Flag History

TYPE	TIME OF DAY
GREEN	16:07:55.992
FINISH	16:28:39.681

Flag Statistics

TYPE	COUNT	TOTAL LAPS	TOTAL TIME
Green	1	13	22:28.017
Red	0	0	0.000
Safety Car	0	0	0.000
FCY	0	0	0.000

BMW Car Club Racing Championship

RACE 7 - STATISTICS

CLASS : 6

6 Starters

Fastest Lap History

NO	NAME	LAP TIME	TIME OF DAY	LAP	VEHICLE
17	Andrew PYWELL	1:41.197	16:09:37.204	1	BMW 328i
17	Andrew PYWELL	1:36.862	16:11:14.066	2	BMW 328i
17	Andrew PYWELL	1:35.718	16:12:49.786	3	BMW 328i
17	Andrew PYWELL	1:35.221	16:14:25.005	4	BMW 328i
17	Andrew PYWELL	1:34.975	16:15:59.980	5	BMW 328i
17	Andrew PYWELL	1:34.223	16:19:09.569	7	BMW 328i

Leader History

NO	NAME	FROM LAP	LAPS LED	DISTANCE	VEHICLE
17	Andrew PYWELL	1	13	27.30 miles	BMW 328i

BMW Car Club Racing Championship

RACE 7 - STATISTICS

CLASS : Cup

5 Starters

Fastest Lap History

NO	NAME	LAP TIME	TIME OF DAY	LAP	VEHICLE
4	William LAKE	1:47.675	16:09:43.693	1	BMW 325ti
4	William LAKE	1:39.554	16:11:23.246	2	BMW 325ti
4	William LAKE	1:39.380	16:14:43.648	4	BMW 325ti
4	William LAKE	1:38.732	16:18:02.014	6	BMW 325ti

Leader History

NO	NAME	FROM LAP	LAPS LED	DISTANCE	VEHICLE
4	William LAKE	1	13	27.30 miles	BMW 325ti

BMW Car Club Racing Championship

RACE 7 - STATISTICS

CLASS : M1

3 Starters

Fastest Lap History

NO	NAME	LAP TIME	TIME OF DAY	LAP	VEHICLE
76	Stuart PYWELL	1:39.308	16:09:35.312	1	BMW E46 M3
66	Mark CULMER	1:37.306	16:11:16.871	2	BMW E36 M3
66	Mark CULMER	1:37.301	16:12:54.173	3	BMW E36 M3
66	Mark CULMER	1:36.217	16:14:30.387	4	BMW E36 M3
66	Mark CULMER	1:35.791	16:16:06.181	5	BMW E36 M3
66	Mark CULMER	1:35.054	16:17:41.235	6	BMW E36 M3

Leader History

NO	NAME	FROM LAP	LAPS LED	DISTANCE	VEHICLE
76	Stuart PYWELL	1	1	2.10 miles	BMW E46 M3
66	Mark CULMER	2	12	25.20 miles	BMW E36 M3

BMW Car Club Racing Championship

RACE 7 - STATISTICS

CLASS : M2

4 Starters

Fastest Lap History

NO	NAME	LAP TIME	TIME OF DAY	LAP	VEHICLE
10	Clive WATSON	1:45.134	16:09:41.135	1	BMW Compact 3000
69	Aiden VILKHOU	1:37.778	16:11:19.656	2	BMW E36
69	Aiden VILKHOU	1:36.496	16:12:56.152	3	BMW E36
69	Aiden VILKHOU	1:36.004	16:14:32.156	4	BMW E36
96	David MORRIS	1:35.745	16:16:18.142	5	BMW 325ti

Leader History

NO	NAME	FROM LAP	LAPS LED	DISTANCE	VEHICLE
10	Clive WATSON	1	1	2.10 miles	BMW Compact 3000
69	Aiden VILKHOU	2	10	21.00 miles	BMW E36
20	David ASPDEN	12	2	4.20 miles	BMW Z3