



# F1000

## F1000 CHAMPIONSHIP



750 Motor Club Race Meeting  
Silverstone International  
17<sup>th</sup> August 2024



Timing & Results Provided by Timing Solutions Ltd

[www.tsl-timing.com](http://www.tsl-timing.com)



## F1000 Championship QUALIFYING - RACE 3 - CLASSIFICATION

POS	NO	NAME	ENTRY	TIME	ON	LAPS	GAP	DIFF	MPH
1	12	Thomas GADD	Jedi Mk 6/7	1:02.191	5	7			107.14
2	83	Matthew HIGGINSON	Jedi Mk 6/7	1:02.574	5	8	0.383	0.383	106.48
3	5	Robert WELHAM	Jedi Mk 6/7	1:02.634	9	10	0.443	0.060	106.38
4	92	Craig POLLARD	Jedi Mk 6/7	1:02.637	11	12	0.446	0.003	106.37
5	17	Chaz HIGHTON	Jedi Mk 6/7	1:03.157	7	11	0.966	0.520	105.50
6	80	Dan GORE	Jedi Mk 6/7	1:03.249	8	10	1.058	0.092	105.34
7	42	James CLENELL	Jedi Mk 6/7	1:03.517	7	13	1.326	0.268	104.90
8	3	Thomas WESTWORTH	Jedi Mk 6/7	1:03.560	7	10	1.369	0.043	104.83
9	19	Sam SATCHWELL	Jedi Mk 6/7	1:03.630	10	11	1.439	0.070	104.71
10	89	Mark BETTS	Jedi Mk 6/7	1:03.898	11	11	1.707	0.268	104.27
11	14	Adam WALKER	Jedi Mk 6/7	1:04.447	11	13	2.256	0.549	103.39
12	24	Bert CHAPMAN	Jedi Mk 6/7	1:04.828	3	7	2.637	0.381	102.78
13	18	Kayleigh COLE	Jedi Mk 6/7	1:05.434	6	10	3.243	0.606	101.83
14	7	Gunnlaugur JONASSON	Jedi Mk 6/7	1:05.801	5	8	3.610	0.367	101.26
15	29	Dax WARD	Jedi Mk 6/7	1:07.191	4	11	5.000	1.390	99.16
16	15	Dane CHRISTISON	Jedi Mk 6/7	1:08.373	8	12	6.182	1.182	97.45
17	37	Michael FRITH	Jedi Mk 6/7	1:19.266	7	9	17.075	10.893	84.06

### Comments:

\*No. 24 - no working transponder, please rectify before your next session

Weather / Track : Cloudy / Dry

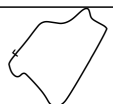
These results are provisional until the conclusion of any judicial and technical matters.

Date: 17/08/2024 Start: 09:59 Finish: 10:14  
Silverstone International: 1.8508 miles

Clerk Of Course: Lynne Spurr

Stewards:

Timekeeper: Stewart Burr



# F1000 Championship

## QUALIFYING - RACE 3 - LAP ANALYSIS

DIFF = Difference To Personal Best Lap

P1 12 Thomas GADD				
LAP	LAP TIME	DIFF	MPH	TIME OF DAY
1 -	1:09.838	7.647	95.40	10:02:31.452
2 -	1:07.418	5.227	98.83	10:03:38.870
3 -	1:02.632 (3)	0.441	106.38	10:04:41.502
4 -	1:04.607	2.416	103.13	10:05:46.109
5 -	<b>1:02.191 (1)</b>		<b>107.14</b>	<b>10:06:48.300</b>
6 -	1:02.439 (2)	0.248	106.71	10:07:50.739
7 -	1:07.111 P	4.920	99.28	10:08:57.850

P2 83 Matthew HIGGINSON				
LAP	LAP TIME	DIFF	MPH	TIME OF DAY
1 -	1:03.534	0.960	104.87	10:02:03.091
2 -	1:02.755 (3)	0.181	106.17	10:03:05.846
3 -	1:02.724 (2)	0.150	106.23	10:04:08.570
4 -	1:02.836	0.262	106.04	10:05:11.406
5 -	<b>1:02.574 (1)</b>		<b>106.48</b>	<b>10:06:13.980</b>
6 -	1:08.268 P	5.694	97.60	10:07:22.248
7 -	5:04.646	4:02.072	21.87	10:12:26.894
8 -	1:07.579 P	5.005	98.59	10:13:34.473

P3 5 Robert WELHAM				
LAP	LAP TIME	DIFF	MPH	TIME OF DAY
1 -	1:10.323	7.689	94.75	10:02:30.775
2 -	1:06.289	3.655	100.51	10:03:37.064
3 -	1:03.067 (3)	0.433	105.65	10:04:40.131
4 -	1:02.966 (2)	0.332	105.82	10:05:43.097
5 -	1:14.668 P	12.034	89.23	10:06:57.765
6 -	3:29.563	2:26.929	31.79	10:10:27.328
7 -	1:08.019	5.385	97.96	10:11:35.347
8 -	1:03.142	0.508	105.52	10:12:38.489
9 -	<b>1:02.634 (1)</b>		<b>106.38</b>	<b>10:13:41.123</b>
10 -	1:19.727 P	17.093	83.57	10:15:00.850

P4 92 Craig POLLARD				
LAP	LAP TIME	DIFF	MPH	TIME OF DAY
1 -	1:03.855	1.218	104.34	10:02:01.386
2 -	1:03.224	0.587	105.39	10:03:04.610
3 -	1:03.061	0.424	105.66	10:04:07.671
4 -	1:02.818 (3)	0.181	106.07	10:05:10.489
5 -	1:02.907	0.270	105.92	10:06:13.396
6 -	1:10.421 P	7.784	94.61	10:07:23.817
7 -	3:04.295	2:01.658	36.15	10:10:28.112
8 -	1:03.071	0.434	105.64	10:11:31.183
9 -	1:03.105	0.468	105.58	10:12:34.288
10 -	1:02.795 (2)	0.158	106.11	10:13:37.083
11 -	<b>1:02.637 (1)</b>		<b>106.37</b>	<b>10:14:39.720</b>
12 -	1:03.190	0.553	105.44	10:15:42.910

P5 17 Chaz HIGHTON				
LAP	LAP TIME	DIFF	MPH	TIME OF DAY
1 -	1:10.866	7.709	94.02	10:02:32.229
2 -	1:07.307	4.150	98.99	10:03:39.536
3 -	1:03.576	0.419	104.80	10:04:43.112
4 -	1:03.955	0.798	104.18	10:05:47.067
5 -	1:03.642	0.485	104.69	10:06:50.709
6 -	1:03.736	0.579	104.54	10:07:54.445
7 -	<b>1:03.157 (1)</b>		<b>105.50</b>	<b>10:08:57.602</b>
8 -	1:15.368 P	12.211	88.40	10:10:12.970
9 -	3:09.825	2:06.668	35.10	10:13:22.795
10 -	1:03.380 (3)	0.223	105.13	10:14:26.175

DIFF = Difference To Personal Best Lap

P6 80 Dan GORE				
LAP	LAP TIME	DIFF	MPH	TIME OF DAY
11 -	1:03.187 (2)	0.030	105.45	10:15:29.362
1 -	1:11.157 P	7.908	93.64	10:02:15.472
2 -	2:57.918	1:54.669	37.45	10:05:13.390
3 -	1:04.860	1.611	102.73	10:06:18.250
4 -	1:03.761	0.512	104.50	10:07:22.011
5 -	1:03.606 (3)	0.357	104.75	10:08:25.617
6 -	1:03.411 (2)	0.162	105.08	10:09:29.028
7 -	1:07.951	4.702	98.05	10:10:36.979
8 -	<b>1:03.249 (1)</b>		<b>105.34</b>	<b>10:11:40.228</b>
9 -	1:04.424	1.175	103.42	10:12:44.652
10 -	1:39.729 P	36.480	66.81	10:14:24.381

P7 42 James CLENNELL				
LAP	LAP TIME	DIFF	MPH	TIME OF DAY
1 -	1:05.050	1.533	102.43	10:02:22.624
2 -	1:04.299	0.782	103.62	10:03:26.923
3 -	1:03.909	0.392	104.26	10:04:30.832
4 -	1:04.038	0.521	104.05	10:05:34.870
5 -	1:03.995	0.478	104.12	10:06:38.865
6 -	1:03.632 (2)	0.115	104.71	10:07:42.497
7 -	<b>1:03.517 (1)</b>		<b>104.90</b>	<b>10:08:46.014</b>
8 -	1:08.119	4.602	97.81	10:09:54.133
9 -	1:04.773	1.256	102.87	10:10:58.906
10 -	1:03.745 (3)	0.228	104.52	10:12:02.651
11 -	1:04.569	1.052	103.19	10:13:07.220
12 -	1:03.960	0.443	104.17	10:14:11.180
13 -	1:06.766 P	3.249	99.79	10:15:17.946

P8 3 Thomas WESTWORTH				
LAP	LAP TIME	DIFF	MPH	TIME OF DAY
1 -	1:11.235	7.675	93.53	10:02:44.609
2 -	1:04.462	0.902	103.36	10:03:49.071
3 -	1:04.252	0.692	103.70	10:04:53.323
4 -	1:05.794	2.234	101.27	10:05:59.117
5 -	1:03.768 (3)	0.208	104.49	10:07:02.885
6 -	1:04.776	1.216	102.86	10:08:07.661
7 -	<b>1:03.560 (1)</b>		<b>104.83</b>	<b>10:09:11.221</b>
8 -	1:03.656 (2)	0.096	104.67	10:10:14.877
9 -	1:15.308 P	11.748	88.47	10:11:30.185
10 -	3:20.946	2:17.386	33.15	10:14:51.131

P9 19 Sam SATCHWELL				
LAP	LAP TIME	DIFF	MPH	TIME OF DAY
1 -	1:14.458	10.828	89.48	10:02:47.568
2 -	1:13.689	10.059	90.42	10:04:01.257
3 -	1:15.638	12.008	88.09	10:05:16.895
4 -	1:04.840	1.210	102.76	10:06:21.735
5 -	1:03.903 (3)	0.273	104.27	10:07:25.638
6 -	1:07.107	3.477	99.29	10:08:32.745
7 -	1:03.650 (2)	0.020	104.68	10:09:36.395
8 -	1:04.012 P	0.382	104.09	10:10:40.407
9 -	2:00.271	56.641	55.40	10:12:40.678
10 -	<b>1:03.630 (1)</b>		<b>104.71</b>	<b>10:13:44.308</b>
11 -	1:04.444	0.814	103.39	10:14:48.752

P10 89 Mark BETTS				
LAP	LAP TIME	DIFF	MPH	TIME OF DAY
1 -	1:14.825	10.927	89.05	10:02:46.874

# F1000 Championship

## QUALIFYING - RACE 3 - LAP ANALYSIS

DIFF = Difference To Personal Best Lap

2 -	1:07.270	3.372	99.05	10:03:54.144
3 -	1:05.386	1.488	101.90	10:04:59.530
4 -	1:04.776	0.878	102.86	10:06:04.306
5 -	1:05.442	1.544	101.81	10:07:09.748
6 -	1:04.689 (3)	0.791	103.00	10:08:14.437
7 -	1:07.171 P	3.273	99.19	10:09:21.608
8 -	2:30.431	1:26.533	44.29	10:11:52.039
9 -	1:04.561 (2)	0.663	103.20	10:12:56.600
10 -	1:08.167	4.269	97.74	10:14:04.767
11 -	<b>1:03.898 (1)</b>		<b>104.27</b>	<b>10:15:08.665</b>

### P11 14 Adam WALKER

LAP	LAP TIME	DIFF	MPH	TIME OF DAY
1 -	1:12.097	7.650	92.42	10:02:40.580
2 -	1:08.046	3.599	97.92	10:03:48.626
3 -	1:07.243	2.796	99.09	10:04:55.869
4 -	1:05.429	0.982	101.83	10:06:01.298
5 -	1:05.255	0.808	102.11	10:07:06.553
6 -	1:04.739	0.292	102.92	10:08:11.292
7 -	1:05.721	1.274	101.38	10:09:17.013
8 -	1:05.041	0.594	102.44	10:10:22.054
9 -	1:04.453 (2)	0.006	103.38	10:11:26.507
10 -	1:04.651 (3)	0.204	103.06	10:12:31.158
11 -	<b>1:04.447 (1)</b>		<b>103.39</b>	<b>10:13:35.605</b>
12 -	1:04.954	0.507	102.58	10:14:40.559
13 -	1:05.570	1.123	101.62	10:15:46.129

### P12 24 Bert CHAPMAN

LAP	LAP TIME	DIFF	MPH	TIME OF DAY
1 -	1:11.340	6.512	93.40	10:09:12.389
2 -	1:05.904	1.076	101.10	10:10:18.293
3 -	<b>1:04.828 (1)</b>		<b>102.78</b>	<b>10:11:23.121</b>
4 -	1:05.253 (3)	0.425	102.11	10:12:28.374
5 -	1:04.989 (2)	0.161	102.52	10:13:33.363
6 -	1:09.025	4.197	96.53	10:14:42.388
7 -	1:05.444	0.616	101.81	10:15:47.832

### P13 18 Kayleigh COLE

LAP	LAP TIME	DIFF	MPH	TIME OF DAY
1 -	1:08.415	2.981	97.39	10:02:27.085
2 -	1:06.667	1.233	99.94	10:03:33.752
3 -	1:06.746	1.312	99.82	10:04:40.498
4 -	1:05.437 (2)	0.003	101.82	10:05:45.935
5 -	1:05.466 (3)	0.032	101.78	10:06:51.401
6 -	<b>1:05.434 (1)</b>		<b>101.83</b>	<b>10:07:56.835</b>
7 -	1:06.124	0.690	100.76	10:09:02.959
8 -	1:07.281	1.847	99.03	10:10:10.240
9 -	1:06.229	0.795	100.60	10:11:16.469
10 -	1:18.685 P	13.251	84.68	10:12:35.154

### P14 7 Gunnlaugur JONASSON

LAP	LAP TIME	DIFF	MPH	TIME OF DAY
1 -	1:09.716	3.915	95.57	10:02:34.612
2 -	1:08.031	2.230	97.94	10:03:42.643
3 -	1:06.422 (2)	0.621	100.31	10:04:49.065
4 -	1:07.080 (3)	1.279	99.33	10:05:56.145
5 -	<b>1:05.801 (1)</b>		<b>101.26</b>	<b>10:07:01.946</b>
6 -	1:07.663	1.862	98.47	10:08:09.609
7 -	1:10.757 P	4.956	94.17	10:09:20.366
8 -	3:26.514 P	2:20.713	32.26	10:12:46.880

DIFF = Difference To Personal Best Lap

P15 29 Dax WARD				
LAP	LAP TIME	DIFF	MPH	TIME OF DAY
1 -	1:08.771	1.580	96.89	10:02:17.607
2 -	1:07.750 (3)	0.559	98.35	10:03:25.357
3 -	1:07.560 (2)	0.369	98.62	10:04:32.917
4 -	<b>1:07.191 (1)</b>		<b>99.16</b>	<b>10:05:40.108</b>
5 -	1:17.490	10.299	85.98	10:06:57.598
6 -	1:10.474 P	3.283	94.54	10:08:08.072
7 -	2:31.429	1:24.238	44.00	10:10:39.501
8 -	1:08.511	1.320	97.25	10:11:48.012
9 -	1:10.782	3.591	94.13	10:12:58.794
10 -	1:08.164	0.973	97.75	10:14:06.958
11 -	1:08.251	1.060	97.62	10:15:15.209

### P16 15 Dane CHRISTISON

LAP	LAP TIME	DIFF	MPH	TIME OF DAY
1 -	1:16.894	8.521	86.65	10:02:37.870
2 -	1:13.165	4.792	91.07	10:03:51.035
3 -	1:10.453	2.080	94.57	10:05:01.488
4 -	1:10.607	2.234	94.37	10:06:12.095
5 -	1:10.278	1.905	94.81	10:07:22.373
6 -	1:11.357	2.984	93.37	10:08:33.730
7 -	1:08.556 (2)	0.183	97.19	10:09:42.286
8 -	<b>1:08.373 (1)</b>		<b>97.45</b>	<b>10:10:50.659</b>
9 -	1:09.502	1.129	95.87	10:12:00.161
10 -	1:09.693	1.320	95.60	10:13:09.854
11 -	1:08.904 (3)	0.531	96.70	10:14:18.758
12 -	1:10.015	1.642	95.16	10:15:28.773

### P17 37 Michael FRITH

LAP	LAP TIME	DIFF	MPH	TIME OF DAY
1 -	1:27.171	7.905	76.43	10:03:16.167
2 -	1:24.072	4.806	79.25	10:04:40.239
3 -	1:20.042 (2)	0.776	83.24	10:06:00.281
4 -	1:20.786 (3)	1.520	82.47	10:07:21.067
5 -	1:22.622	3.356	80.64	10:08:43.689
6 -	1:20.809	1.543	82.45	10:10:04.498
7 -	<b>1:19.266 (1)</b>		<b>84.06</b>	<b>10:11:23.764</b>
8 -	1:24.868	5.602	78.51	10:12:48.632
9 -	1:32.056 P	12.790	72.38	10:14:20.688

# F1000 Championship

## QUALIFYING - RACE 3 - STATISTICS

**Competitors Started** 17  
**Planned Start** 2024-08-17 @ 09:45:00.000  
**Actual Start** 2024-08-17 @ 09:59:47.563  
**Finish Time** 2024-08-17 @ 10:14:47.940  
**Track Length** 1.8508mi.  
**Total Laps** 173  
**Total Distance Covered** 320.2051mi.

### Session Fastest Lap History

NO	NAME	LAP TIME	TIME OF DAY	LAP	VEHICLE
92	Craig POLLARD	1:03.855	10:02:01.476	1	Jedi Mk 6/7
83	Matthew HIGGINSON	1:03.534	10:02:03.181	1	Jedi Mk 6/7
92	Craig POLLARD	1:03.224	10:03:04.699	2	Jedi Mk 6/7
83	Matthew HIGGINSON	1:02.755	10:03:05.936	2	Jedi Mk 6/7
83	Matthew HIGGINSON	1:02.724	10:04:08.659	3	Jedi Mk 6/7
12	Thomas GADD	1:02.632	10:04:41.589	3	Jedi Mk 6/7
83	Matthew HIGGINSON	1:02.574	10:06:14.069	5	Jedi Mk 6/7
12	Thomas GADD	1:02.191	10:06:48.389	5	Jedi Mk 6/7

### Flag History

TYPE	TIME OF DAY
GREEN	09:59:47.563
FINISH	10:14:47.940

### Flag Statistics

TYPE	COUNT	TOTAL LAPS	TOTAL TIME
Green	1	13	16:21.644
Red	0	0	0.000
Safety Car	0	0	0.000
FCY	0	0	0.000



## F1000 Championship RACE 3 - GRID (15 minutes)

ROW 9	16	1:08.373	<b>15</b> Dane CHRISTISON	17	1:19.266	<b>37</b> Michael FRITH
ROW 8	14	1:05.801	<b>7</b> Gunnlaugur JONASSON	15	1:07.191	<b>29</b> Dax WARD
ROW 7	12	1:04.828	<b>24</b> Bert CHAPMAN	13	1:05.434	<b>18</b> Kayleigh COLE
ROW 6	10	1:03.898	<b>89</b> Mark BETTS	11	1:04.447	<b>14</b> Adam WALKER
ROW 5	8	1:03.560	<b>3</b> Thomas WESTWORTH	9	1:03.630	<b>19</b> Sam SATCHWELL
ROW 4	6	1:03.249	<b>80</b> Dan GORE	7	1:03.517	<b>42</b> James CLENNELL
ROW 3	4	1:02.637	<b>92</b> Craig POLLARD	5	1:03.157	<b>17</b> Chaz HIGHTON
ROW 2	2	1:02.574	<b>83</b> Matthew HIGGINSON	3	1:02.634	<b>5</b> Robert WELHAM
ROW 1				1	1:02.191	<b>12</b> Thomas GADD
<b>Pole</b>						

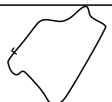
These results are provisional until the conclusion of any judicial and technical matters.

Silverstone International: 1.8508 miles

Clerk Of Course: Lynne Spurr

Stewards:

Timekeeper: Stewart Burr





## F1000 Championship

### RACE 3 - CLASSIFICATION

Race Distance: 15 Laps / 27.76 miles

POS	NO	NAME	ENTRY	LAPS	TIME	GAP	DIFF	MPH	BEST	ON	GRD	↑↓
1	92	Craig POLLARD	Jedi Mk 6/7	15	15:55.960			104.55	1:02.625	10	4	3
2	83	Matthew HIGGINSON	Jedi Mk 6/7	15	15:56.578	0.618	0.618	104.48	1:03.146	9	2	0
3	5	Robert WELHAM	Jedi Mk 6/7	15	15:59.867	3.907	3.289	104.12	1:02.986	3	3	0
4	42	James CLENNELL	Jedi Mk 6/7	15	16:09.660	13.700	9.793	103.07	1:03.757	3	7	3
5	19	Sam SATCHWELL	Jedi Mk 6/7	15	16:12.715	16.755	3.055	102.75	1:04.087	9	9	4
6	17	Chaz HIGHTON	Jedi Mk 6/7	15	16:15.416	19.456	2.701	102.46	1:03.822	3	5	-1
7	14	Adam WALKER	Jedi Mk 6/7	15	16:17.533	21.573	2.117	102.24	1:04.075	8	11	4
8	89	Mark BETTS	Jedi Mk 6/7	15	16:20.795	24.835	3.262	101.90	1:04.574	14	10	2
9	80	Dan GORE	Jedi Mk 6/7	15	16:21.333	25.373	0.538	101.84	1:03.218	3	6	-3
10	3	Thomas WESTWORTH	Jedi Mk 6/7	15	16:26.921	30.961	5.588	101.27	1:03.387	13	8	-2
11	24	Bert CHAPMAN	Jedi Mk 6/7	15	16:28.674	32.714	1.753	101.09	1:04.816	6	12	1
12	18	Kayleigh COLE	Jedi Mk 6/7	15	16:36.432	40.472	7.758	100.30	1:05.384	9	13	1
13	7	Gunnlaugur JONASSON	Jedi Mk 6/7	15	16:39.303	43.343	2.871	100.01	1:05.201	6	14	1
14	29	Dax WARD	Jedi Mk 6/7	14	16:16.657	1 Lap	1 Lap	95.51	1:07.900	4	15	1
15	15	Dane CHRISTISON	Jedi Mk 6/7	14	16:23.829	1 Lap	7.172	94.81	1:08.261	6	16	1
16	37	Michael FRITH	Jedi Mk 6/7	12	16:25.492	3 Laps	2 Laps	81.13	1:16.352	10	17	1

#### NOT CLASSIFIED

DNF	12	Thomas GADD	Jedi Mk 6/7	9	9:34.913	6 Laps	3 Laps	104.30	1:02.617	2	1	
-----	----	-------------	-------------	---	----------	--------	--------	--------	----------	---	---	--

#### FASTEST LAP

	12	Thomas GADD	Jedi Mk 6/7	2	1:02.617			106.41 mph				171.25 kph
--	----	-------------	-------------	---	----------	--	--	------------	--	--	--	------------

Weather / Track : Cloudy / Dry

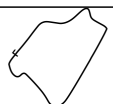
These results are provisional until the conclusion of any judicial and technical matters.

Date: 17/08/2024 Start: 13:30 Finish: 13:46  
Silverstone International: 1.8508 miles

Clerk Of Course: Lynne Spurr

Stewards:

Timekeeper: Stewart Burr



# F1000 Championship

## RACE 3 - LAP ANALYSIS

DIFF = Difference To Personal Best Lap

P1 92 Craig POLLARD				
LAP	LAP TIME	DIFF	MPH	TIME OF DAY
1 -	1:07.319	4.694	98.97	13:31:29.878
2 -	1:04.664	2.039	103.04	13:32:34.542
3 -	1:03.522	0.897	104.89	13:33:38.064
4 -	1:03.831	1.206	104.38	13:34:41.895
5 -	1:03.522	0.897	104.89	13:35:45.417
6 -	1:03.286	0.661	105.28	13:36:48.703
7 -	1:02.995 (3)	0.370	105.77	13:37:51.698
8 -	1:03.027	0.402	105.72	13:38:54.725
9 -	1:02.866 (2)	0.241	105.99	13:39:57.591
<b>10 -</b>	<b>1:02.625 (1)</b>		<b>106.39</b>	<b>13:41:00.216</b>
11 -	1:04.191	1.566	103.80	13:42:04.407
12 -	1:03.824	1.199	104.40	13:43:08.231
13 -	1:03.550	0.925	104.85	13:44:11.781
14 -	1:03.368	0.743	105.15	13:45:15.149
15 -	1:03.370	0.745	105.14	13:46:18.519

P2 83 Matthew HIGGINSON				
LAP	LAP TIME	DIFF	MPH	TIME OF DAY
1 -	1:07.012	3.866	99.43	13:31:29.571
2 -	1:04.780	1.634	102.85	13:32:34.351
3 -	1:03.278	0.132	105.30	13:33:37.629
4 -	1:04.065	0.919	104.00	13:34:41.694
5 -	1:04.344	1.198	103.55	13:35:46.038
6 -	1:03.393	0.247	105.10	13:36:49.431
7 -	1:03.149 (2)	0.003	105.51	13:37:52.580
8 -	1:03.237	0.091	105.36	13:38:55.817
<b>9 -</b>	<b>1:03.146 (1)</b>		<b>105.52</b>	<b>13:39:58.963</b>
10 -	1:03.472	0.326	104.97	13:41:02.435
11 -	1:03.655	0.509	104.67	13:42:06.090
12 -	1:03.292	0.146	105.27	13:43:09.382
13 -	1:03.210 (3)	0.064	105.41	13:44:12.592
14 -	1:03.249	0.103	105.34	13:45:15.841
15 -	1:03.296	0.150	105.27	13:46:19.137

P3 5 Robert WELHAM				
LAP	LAP TIME	DIFF	MPH	TIME OF DAY
1 -	1:07.162	4.176	99.20	13:31:29.721
2 -	1:03.832	0.846	104.38	13:32:33.553
<b>3 -</b>	<b>1:02.986 (1)</b>		<b>105.78</b>	<b>13:33:36.539</b>
4 -	1:03.355	0.369	105.17	13:34:39.894
5 -	1:03.706	0.720	104.59	13:35:43.600
6 -	1:03.465	0.479	104.99	13:36:47.065
7 -	1:03.490	0.504	104.94	13:37:50.555
8 -	1:03.213	0.227	105.40	13:38:53.768
9 -	1:03.164 (3)	0.178	105.49	13:39:56.932
10 -	1:03.131 (2)	0.145	105.54	13:41:00.063
11 -	1:05.042	2.056	102.44	13:42:05.105
12 -	1:06.980	3.994	99.48	13:43:12.085
13 -	1:03.610	0.624	104.75	13:44:15.695
14 -	1:03.389	0.403	105.11	13:45:19.084
15 -	1:03.342	0.356	105.19	13:46:22.426

P4 42 James CLENNELL				
LAP	LAP TIME	DIFF	MPH	TIME OF DAY
1 -	1:08.490	4.733	97.28	13:31:31.049
2 -	1:03.892 (2)	0.135	104.28	13:32:34.941
<b>3 -</b>	<b>1:03.757 (1)</b>		<b>104.50</b>	<b>13:33:38.698</b>
4 -	1:03.980 (3)	0.223	104.14	13:34:42.678
5 -	1:04.156	0.399	103.85	13:35:46.834
6 -	1:04.693	0.936	102.99	13:36:51.527

DIFF = Difference To Personal Best Lap

7 -	1:05.364	1.607	101.94	13:37:56.891
8 -	1:04.725	0.968	102.94	13:39:01.616
9 -	1:04.314	0.557	103.60	13:40:05.930
10 -	1:04.313	0.556	103.60	13:41:10.243
11 -	1:04.289	0.532	103.64	13:42:14.532
12 -	1:04.321	0.564	103.59	13:43:18.853
13 -	1:04.391	0.634	103.48	13:44:23.244
14 -	1:04.904	1.147	102.66	13:45:28.148
15 -	1:04.071	0.314	103.99	13:46:32.219

P5 19 Sam SATCHWELL				
LAP	LAP TIME	DIFF	MPH	TIME OF DAY
1 -	1:09.279	5.192	96.17	13:31:31.838
2 -	1:04.921	0.834	102.63	13:32:36.759
3 -	1:04.589	0.502	103.16	13:33:41.348
4 -	1:04.378	0.291	103.50	13:34:45.726
5 -	1:04.207 (3)	0.120	103.77	13:35:49.933
6 -	1:04.708	0.621	102.97	13:36:54.641
7 -	1:04.994	0.907	102.52	13:37:59.635
8 -	1:04.143 (2)	0.056	103.88	13:39:03.778
<b>9 -</b>	<b>1:04.087 (1)</b>		<b>103.97</b>	<b>13:40:07.865</b>
10 -	1:04.381	0.294	103.49	13:41:12.246
11 -	1:04.207 (3)	0.120	103.77	13:42:16.453
12 -	1:05.013	0.926	102.49	13:43:21.466
13 -	1:04.245	0.158	103.71	13:44:25.711
14 -	1:04.467	0.380	103.35	13:45:30.178
15 -	1:05.096	1.009	102.36	13:46:35.274

P6 17 Chaz HIGHTON				
LAP	LAP TIME	DIFF	MPH	TIME OF DAY
1 -	1:08.749	4.927	96.91	13:31:31.308
2 -	1:04.397	0.575	103.47	13:32:35.705
<b>3 -</b>	<b>1:03.822 (1)</b>		<b>104.40</b>	<b>13:33:39.527</b>
4 -	1:04.026 (2)	0.204	104.07	13:34:43.553
5 -	1:04.184 (3)	0.362	103.81	13:35:47.737
6 -	1:04.296	0.474	103.63	13:36:52.033
7 -	1:05.924	2.102	101.07	13:37:57.957
8 -	1:04.651	0.829	103.06	13:39:02.608
9 -	1:04.607	0.785	103.13	13:40:07.215
10 -	1:04.430	0.608	103.41	13:41:11.645
11 -	1:04.492	0.670	103.31	13:42:16.137
12 -	1:05.588	1.766	101.59	13:43:21.725
13 -	1:04.905	1.083	102.66	13:44:26.630
14 -	1:05.243	1.421	102.12	13:45:31.873
15 -	1:06.102	2.280	100.80	13:46:37.975

P7 14 Adam WALKER				
LAP	LAP TIME	DIFF	MPH	TIME OF DAY
1 -	1:12.033	7.958	92.50	13:31:34.592
2 -	1:06.115	2.040	100.78	13:32:40.707
3 -	1:04.404	0.329	103.45	13:33:45.111
4 -	1:05.033	0.958	102.45	13:34:50.144
5 -	1:04.479	0.404	103.33	13:35:54.623
6 -	1:04.300 (3)	0.225	103.62	13:36:58.923
7 -	1:05.109	1.034	102.33	13:38:04.032
<b>8 -</b>	<b>1:04.075 (1)</b>		<b>103.99</b>	<b>13:39:08.107</b>
9 -	1:04.429	0.354	103.41	13:40:12.536
10 -	1:04.105 (2)	0.030	103.94	13:41:16.641
11 -	1:04.481	0.406	103.33	13:42:21.122
12 -	1:04.622	0.547	103.11	13:43:25.744
13 -	1:04.407	0.332	103.45	13:44:30.151
14 -	1:04.359	0.284	103.53	13:45:34.510
15 -	1:05.582	1.507	101.60	13:46:40.092



# F1000 Championship

## RACE 3 - LAP ANALYSIS

DIFF = Difference To Personal Best Lap

P8 89 Mark BETTS				
LAP	LAP TIME	DIFF	MPH	TIME OF DAY
1 -	1:10.389	5.815	94.66	13:31:32.948
2 -	1:06.086	1.512	100.82	13:32:39.034
3 -	1:04.604 (2)	0.030	103.13	13:33:43.638
4 -	1:04.717	0.143	102.95	13:34:48.355
5 -	1:04.847	0.273	102.75	13:35:53.202
6 -	1:05.139	0.565	102.29	13:36:58.341
7 -	1:06.009	1.435	100.94	13:38:04.350
8 -	1:04.890	0.316	102.68	13:39:09.240
9 -	1:04.608 (3)	0.034	103.13	13:40:13.848
10 -	1:04.721	0.147	102.95	13:41:18.569
11 -	1:04.926	0.352	102.62	13:42:23.495
12 -	1:04.716	0.142	102.96	13:43:28.211
13 -	1:04.608 (3)	0.034	103.13	13:44:32.819
14 -	<b>1:04.574 (1)</b>		<b>103.18</b>	<b>13:45:37.393</b>
15 -	1:05.961	1.387	101.01	13:46:43.354

P9 80 Dan GORE				
LAP	LAP TIME	DIFF	MPH	TIME OF DAY
1 -	1:09.508	6.290	95.86	13:31:32.067
2 -	1:05.293	2.075	102.05	13:32:37.360
3 -	<b>1:03.218 (1)</b>		<b>105.40</b>	<b>13:33:40.578</b>
4 -	1:03.516 (3)	0.298	104.90	13:34:44.094
5 -	1:03.285 (2)	0.067	105.28	13:35:47.379
6 -	1:03.994	0.776	104.12	13:36:51.373
7 -	1:14.303	11.085	89.67	13:38:05.676
8 -	1:04.254	1.036	103.70	13:39:09.930
9 -	1:04.291	1.073	103.64	13:40:14.221
10 -	1:04.886	1.668	102.69	13:41:19.107
11 -	1:05.332	2.114	101.99	13:42:24.439
12 -	1:04.929	1.711	102.62	13:43:29.368
13 -	1:04.489	1.271	103.32	13:44:33.857
14 -	1:04.730	1.512	102.93	13:45:38.587
15 -	1:05.305	2.087	102.03	13:46:43.892

P10 3 Thomas WESTWORTH				
LAP	LAP TIME	DIFF	MPH	TIME OF DAY
1 -	1:09.597	6.210	95.73	13:31:32.156
2 -	1:22.426	19.039	80.83	13:32:54.582
3 -	1:06.085	2.698	100.82	13:34:00.667
4 -	1:03.944	0.557	104.20	13:35:04.611
5 -	1:03.651 (3)	0.264	104.68	13:36:08.262
6 -	1:03.842	0.455	104.37	13:37:12.104
7 -	1:04.621	1.234	103.11	13:38:16.725
8 -	1:04.195	0.808	103.79	13:39:20.920
9 -	1:04.005	0.618	104.10	13:40:24.925
10 -	1:05.160	1.773	102.25	13:41:30.085
11 -	1:03.955	0.568	104.18	13:42:34.040
12 -	1:03.609 (2)	0.222	104.75	13:43:37.649
13 -	<b>1:03.387 (1)</b>		<b>105.11</b>	<b>13:44:41.036</b>
14 -	1:04.238	0.851	103.72	13:45:45.274
15 -	1:04.206	0.819	103.77	13:46:49.480

P11 24 Bert CHAPMAN				
LAP	LAP TIME	DIFF	MPH	TIME OF DAY
1 -	1:10.983	6.167	93.86	13:31:33.542
2 -	1:06.085	1.269	100.82	13:32:39.627
3 -	1:04.840 (3)	0.024	102.76	13:33:44.467
4 -	1:05.865	1.049	101.16	13:34:50.332
5 -	1:04.921	0.105	102.63	13:35:55.253
6 -	<b>1:04.816 (1)</b>		<b>102.80</b>	<b>13:37:00.069</b>

DIFF = Difference To Personal Best Lap

7 -	1:04.826 (2)	0.010	102.78	13:38:04.895
8 -	1:05.659	0.843	101.48	13:39:10.554
9 -	1:05.528	0.712	101.68	13:40:16.082
10 -	1:05.354	0.538	101.95	13:41:21.436
11 -	1:05.695	0.879	101.42	13:42:27.131
12 -	1:06.328	1.512	100.45	13:43:33.459
13 -	1:05.787	0.971	101.28	13:44:39.246
14 -	1:05.864	1.048	101.16	13:45:45.110
15 -	1:06.123	1.307	100.77	13:46:51.233

P12 18 Kayleigh COLE				
LAP	LAP TIME	DIFF	MPH	TIME OF DAY
1 -	1:13.735	8.351	90.36	13:31:36.294
2 -	1:07.720	2.336	98.39	13:32:44.014
3 -	1:05.795	0.411	101.27	13:33:49.809
4 -	1:05.967	0.583	101.00	13:34:55.776
5 -	1:05.658	0.274	101.48	13:36:01.434
6 -	1:05.622	0.238	101.53	13:37:07.056
7 -	1:06.543	1.159	100.13	13:38:13.599
8 -	1:05.719	0.335	101.38	13:39:19.318
9 -	<b>1:05.384 (1)</b>		<b>101.90</b>	<b>13:40:24.702</b>
10 -	1:06.239	0.855	100.59	13:41:30.941
11 -	1:05.659	0.275	101.48	13:42:36.600
12 -	1:05.533 (3)	0.149	101.67	13:43:42.133
13 -	1:05.808	0.424	101.25	13:44:47.941
14 -	1:05.429 (2)	0.045	101.83	13:45:53.370
15 -	1:05.621	0.237	101.54	13:46:58.991

P13 7 Gunnlaugur JONASSON				
LAP	LAP TIME	DIFF	MPH	TIME OF DAY
1 -	1:14.325	9.124	89.64	13:31:36.884
2 -	1:07.668	2.467	98.46	13:32:44.552
3 -	1:06.309	1.108	100.48	13:33:50.861
4 -	1:06.233	1.032	100.60	13:34:57.094
5 -	1:06.241	1.040	100.59	13:36:03.335
6 -	<b>1:05.201 (1)</b>		<b>102.19</b>	<b>13:37:08.536</b>
7 -	1:06.861	1.660	99.65	13:38:15.397
8 -	1:06.559	1.358	100.11	13:39:21.956
9 -	1:05.739	0.538	101.35	13:40:27.695
10 -	1:06.089	0.888	100.82	13:41:33.784
11 -	1:06.000	0.799	100.95	13:42:39.784
12 -	1:05.505	0.304	101.72	13:43:45.289
13 -	1:05.901	0.700	101.10	13:44:51.190
14 -	1:05.327 (2)	0.126	101.99	13:45:56.517
15 -	1:05.345 (3)	0.144	101.96	13:47:01.862

P14 29 Dax WARD				
LAP	LAP TIME	DIFF	MPH	TIME OF DAY
1 -	1:22.944	15.044	80.33	13:31:45.503
2 -	1:08.143	0.243	97.78	13:32:53.646
3 -	1:09.190	1.290	96.30	13:34:02.836
4 -	<b>1:07.900 (1)</b>		<b>98.13</b>	<b>13:35:10.736</b>
5 -	1:08.564	0.664	97.18	13:36:19.300
6 -	1:08.060	0.160	97.90	13:37:27.360
7 -	1:08.684	0.784	97.01	13:38:36.044
8 -	1:08.588	0.688	97.14	13:39:44.632
9 -	1:07.964 (2)	0.064	98.04	13:40:52.596
10 -	1:08.021 (3)	0.121	97.95	13:42:00.617
11 -	1:09.886	1.986	95.34	13:43:10.503
12 -	1:10.651	2.751	94.31	13:44:21.154
13 -	1:08.868	0.968	96.75	13:45:30.022
14 -	1:09.194	1.294	96.29	13:46:39.216

# F1000 Championship

## RACE 3 - LAP ANALYSIS

DIFF = Difference To Personal Best Lap

<b>P15 15 Dane CHRISTISON</b>				
LAP	LAP TIME	DIFF	MPH	TIME OF DAY
1 -	1:19.453	11.192	83.86	13:31:42.012
2 -	1:11.319	3.058	93.42	13:32:53.331
3 -	1:10.509	2.248	94.50	13:34:03.840
4 -	1:09.391	1.130	96.02	13:35:13.231
5 -	1:08.533 (3)	0.272	97.22	13:36:21.764
<b>6 -</b>	<b>1:08.261 (1)</b>		<b>97.61</b>	<b>13:37:30.025</b>
7 -	1:08.689	0.428	97.00	13:38:38.714
8 -	1:08.466 (2)	0.205	97.32	13:39:47.180
9 -	1:08.544	0.283	97.21	13:40:55.724
10 -	1:10.592	2.331	94.39	13:42:06.316
11 -	1:09.513	1.252	95.85	13:43:15.829
12 -	1:08.790	0.529	96.86	13:44:24.619
13 -	1:08.905	0.644	96.70	13:45:33.524
14 -	1:12.864	4.603	91.44	13:46:46.388

<b>P16 37 Michael FRITH</b>				
LAP	LAP TIME	DIFF	MPH	TIME OF DAY
1 -	1:28.550	12.198	75.24	13:31:51.109
2 -	1:17.352	1.000	86.14	13:33:08.461
3 -	1:17.680	1.328	85.77	13:34:26.141
4 -	1:19.745	3.393	83.55	13:35:45.886
5 -	1:17.202	0.850	86.30	13:37:03.088
6 -	1:56.481	40.129	57.20	13:38:59.569
7 -	1:19.594	3.242	83.71	13:40:19.163
8 -	1:16.645 (2)	0.293	86.93	13:41:35.808
9 -	1:16.786 (3)	0.434	86.77	13:42:52.594
<b>10 -</b>	<b>1:16.352 (1)</b>		<b>87.26</b>	<b>13:44:08.946</b>
11 -	1:19.645	3.293	83.66	13:45:28.591
12 -	1:19.460	3.108	83.85	13:46:48.051

<b>P17 12 Thomas GADD</b>				
LAP	LAP TIME	DIFF	MPH	TIME OF DAY
1 -	1:05.339	2.722	101.97	13:31:27.898
<b>2 -</b>	<b>1:02.617 (1)</b>		<b>106.41</b>	<b>13:32:30.515</b>
3 -	1:02.734 (2)	0.117	106.21	13:33:33.249
4 -	1:02.992 (3)	0.375	105.77	13:34:36.241
5 -	1:03.364	0.747	105.15	13:35:39.605
6 -	1:03.447	0.830	105.02	13:36:43.052
7 -	1:03.652	1.035	104.68	13:37:46.704
8 -	1:04.305	1.688	103.61	13:38:51.009
9 -	1:06.463 P	3.846	100.25	13:39:57.472

# F1000 Championship

## RACE 3 - LAP CHART

LAP 1 @ 13:31:27.898			LAP 2 @ 13:32:30.515			LAP 3 @ 13:33:33.249			LAP 4 @ 13:34:36.241			LAP 5 @ 13:35:39.605		
NO	BEHIND	LAP TIME	NO	BEHIND	LAP TIME	NO	BEHIND	LAP TIME	NO	BEHIND	LAP TIME	NO	BEHIND	LAP TIME
12		1:05.339	12		1:02.617	12		1:02.734	12		1:02.992	12		1:03.364
83	1.673	1:07.012	5	3.038	1:03.832	5	3.290	1:02.986	5	3.653	1:03.355	5	3.995	1:03.706
5	1.823	1:07.162	83	3.836	1:04.780	83	4.380	1:03.278	83	5.453	1:04.065	92	5.812	1:03.522
92	1.980	1:07.319	92	4.027	1:04.664	92	4.815	1:03.522	92	5.654	1:03.831	37	1 Lap	1:19.745
42	3.151	1:08.490	42	4.426	1:03.892	42	5.449	1:03.757	42	6.437	1:03.980	83	6.433	1:04.344
17	3.410	1:08.749	17	5.190	1:04.397	17	6.278	1:03.822	17	7.312	1:04.026	42	7.229	1:04.156
19	3.940	1:09.279	19	6.244	1:04.921	80	7.329	1:03.218	80	7.853	1:03.516	80	7.774	1:03.285
80	4.169	1:09.508	80	6.845	1:05.293	19	8.099	1:04.589	19	9.485	1:04.378	17	8.132	1:04.184
3	4.258	1:09.597	89	8.519	1:06.086	89	10.389	1:04.604	89	12.114	1:04.717	19	10.328	1:04.207
89	5.050	1:10.389	24	9.112	1:06.085	24	11.218	1:04.840	14	13.903	1:05.033	89	13.597	1:04.847
24	5.644	1:10.983	14	10.192	1:06.115	14	11.862	1:04.404	24	14.091	1:05.865	14	15.018	1:04.479
14	6.694	1:12.033	18	13.499	1:07.720	18	16.560	1:05.795	18	19.535	1:05.967	24	15.648	1:04.921
18	8.396	1:13.735	7	14.037	1:07.668	7	17.612	1:06.309	7	20.853	1:06.233	18	21.829	1:05.658
7	8.986	1:14.325	15	22.816	1:11.319	3	27.418	1:06.085	3	28.370	1:03.944	7	23.730	1:06.241
15	14.114	1:19.453	29	23.131	1:08.143	29	29.587	1:09.190	29	34.495	1:07.900	3	28.657	1:03.651
29	17.605	1:22.944	3	24.067	1:22.426	15	30.591	1:10.509	15	36.990	1:09.391	29	39.695	1:08.564
37	23.211	1:28.550	37	37.946	1:17.352	37	52.892	1:17.680				15	42.159	1:08.533

# F1000 Championship

## RACE 3 - LAP CHART

LAP 6 @ 13:36:43.052			LAP 7 @ 13:37:46.704			LAP 8 @ 13:38:51.009			LAP 9 @ 13:39:56.932			LAP 10 @ 13:41:00.063		
NO	BEHIND	LAP TIME	NO	BEHIND	LAP TIME	NO	BEHIND	LAP TIME	NO	BEHIND	LAP TIME	NO	BEHIND	LAP TIME
12		1:03.447	12		1:03.652	12		1:04.305	5		1:03.164	5		1:03.131
5	4.013	1:03.465	5	3.851	1:03.490	5	2.759	1:03.213	12	0.540	1:06.463 P	92	0.153	1:02.625
92	5.651	1:03.286	92	4.994	1:02.995	92	3.716	1:03.027	92	0.659	1:02.866	83	2.372	1:03.472
83	6.379	1:03.393	83	5.876	1:03.149	83	4.808	1:03.237	83	2.031	1:03.146	42	10.180	1:04.313
80	8.321	1:03.994	42	10.187	1:05.364	37	2 Laps	1:56.481	42	8.998	1:04.314	17	11.582	1:04.430
42	8.475	1:04.693	17	11.253	1:05.924	42	10.607	1:04.725	17	10.283	1:04.607	19	12.183	1:04.381
17	8.981	1:04.296	19	12.931	1:04.994	17	11.599	1:04.651	19	10.933	1:04.087	14	16.578	1:04.105
19	11.589	1:04.708	14	17.328	1:05.109	19	12.769	1:04.143	14	15.604	1:04.429	89	18.506	1:04.721
89	15.289	1:05.139	89	17.646	1:06.009	14	17.098	1:04.075	89	16.916	1:04.608	80	19.044	1:04.886
14	15.871	1:04.300	24	18.191	1:04.826	89	18.231	1:04.890	80	17.289	1:04.291	24	21.373	1:05.354
24	17.017	1:04.816	80	18.972	1:14.303	80	18.921	1:04.254	24	19.150	1:05.528	3	30.022	1:05.160
37	1 Lap	1:17.202	18	26.895	1:06.543	24	19.545	1:05.659	37	2 Laps	1:19.594	18	30.878	1:06.239
18	24.004	1:05.622	7	28.693	1:06.861	18	28.309	1:05.719	18	27.770	1:05.384	7	33.721	1:06.089
7	25.484	1:05.201	3	30.021	1:04.621	3	29.911	1:04.195	3	27.993	1:04.005	37	2 Laps	1:16.645
3	29.052	1:03.842	29	49.340	1:08.684	7	30.947	1:06.559	7	30.763	1:05.739	29	1:00.554	1:08.021
29	44.308	1:08.060	15	52.010	1:08.689	29	53.623	1:08.588	29	55.664	1:07.964			
15	46.973	1:08.261				15	56.171	1:08.466	15	58.792	1:08.544			

# F1000 Championship

## RACE 3 - LAP CHART

LAP 11 @ 13:42:04.407			LAP 12 @ 13:43:08.231			LAP 13 @ 13:44:11.781			LAP 14 @ 13:45:15.149			LAP 15 @ 13:46:18.519		
NO	BEHIND	LAP TIME	NO	BEHIND	LAP TIME	NO	BEHIND	LAP TIME	NO	BEHIND	LAP TIME	NO	BEHIND	LAP TIME
92		1:04.191	92		1:03.824	92		1:03.550	92		1:03.368	92		1:03.370
5	0.698	1:05.042	83	1.151	1:03.292	83	0.811	1:03.210	83	0.692	1:03.249	83	0.618	1:03.296
83	1.683	1:03.655	29	1 Lap	1:09.886	5	3.914	1:03.610	5	3.935	1:03.389	5	3.907	1:03.342
15	1 Lap	1:10.592	5	3.854	1:06.980	29	1 Lap	1:10.651	42	12.999	1:04.904	42	13.700	1:04.071
42	10.125	1:04.289	15	1 Lap	1:09.513	42	11.463	1:04.391	37	3 Laps	1:19.645	19	16.755	1:05.096
17	11.730	1:04.492	42	10.622	1:04.321	15	1 Lap	1:08.790	29	1 Lap	1:08.868	17	19.456	1:06.102
19	12.046	1:04.207	19	13.235	1:05.013	19	13.930	1:04.245	19	15.029	1:04.467	29	1 Lap	1:09.194
14	16.715	1:04.481	17	13.494	1:05.588	17	14.849	1:04.905	17	16.724	1:05.243	14	21.573	1:05.582
89	19.088	1:04.926	14	17.513	1:04.622	14	18.370	1:04.407	15	1 Lap	1:08.905	89	24.835	1:05.961
80	20.032	1:05.332	89	19.980	1:04.716	89	21.038	1:04.608	14	19.361	1:04.359	80	25.373	1:05.305
24	22.724	1:05.695	80	21.137	1:04.929	80	22.076	1:04.489	89	22.244	1:04.574	15	1 Lap	1:12.864
3	29.633	1:03.955	24	25.228	1:06.328	24	27.465	1:05.787	80	23.438	1:04.730	37	3 Laps	1:19.460
18	32.193	1:05.659	3	29.418	1:03.609	3	29.255	1:03.387	24	29.961	1:05.864	3	30.961	1:04.206
7	35.377	1:06.000	18	33.902	1:05.533	18	36.160	1:05.808	3	30.125	1:04.238	24	32.714	1:06.123
37	2 Laps	1:16.786	7	37.058	1:05.505	7	39.409	1:05.901	18	38.221	1:05.429	18	40.472	1:05.621
			37	2 Laps	1:16.352				7	41.368	1:05.327	7	43.343	1:05.345

# F1000 Championship

## RACE 3 - POSITION CHART

No	Name	Lap															
		Pos	1	2	3	4	5	6	7	8	9	10	11	12	13	14	15
12	GADD	1	12	12	12	12	12	12	12	12	5	5	92	92	92	92	92
83	HIGGINSON	2	83	5	5	5	5	5	5	5	12	92	5	83	83	83	83
5	WELHAM	3	5	83	83	83	92	92	92	92	92	83	83	5	5	5	5
92	POLLARD	4	92	92	92	92	83	83	83	83	83	42	42	42	42	42	42
17	HIGHTON	5	42	42	42	42	42	80	42	42	42	17	17	19	19	19	19
80	GORE	6	17	17	17	17	80	42	17	17	17	19	19	17	17	17	17
42	CLENNELL	7	19	19	80	80	17	17	19	19	19	14	14	14	14	14	14
3	WESTWORTH	8	80	80	19	19	19	19	14	14	14	89	89	89	89	89	89
19	SATCHWELL	9	3	89	89	89	89	89	89	89	89	80	80	80	80	80	80
89	BETTS	10	89	24	24	14	14	14	24	80	80	24	24	24	24	24	3
14	WALKER	11	24	14	14	24	24	24	80	24	24	3	3	3	3	3	24
24	CHAPMAN	12	14	18	18	18	18	18	18	18	18	18	18	18	18	18	18
18	COLE	13	18	7	7	7	7	7	7	3	3	7	7	7	7	7	7
7	JONASSON	14	7	15	3	3	3	3	3	7	7	29	29	29	29	29	29
29	WARD	15	15	29	29	29	29	29	29	29	29	15	15	15	15	15	15
15	CHRISTISON	16	29	3	15	15	15	15	15	15	15	37	37	37			
37	FRITH	17	37	37	37	37	37	37	37	37	37						

# F1000 Championship

## RACE 3 - STATISTICS

**Competitors Started** 17  
**Planned Start** 2024-08-17 @ 13:25:00.000  
**Actual Start** 2024-08-17 @ 13:30:22.558  
**Finish Time** 2024-08-17 @ 13:46:16.562  
**Track Length** 1.8508mi.  
**Total Laps** 244  
**Total Distance Covered** 451.6188mi.

### Session Fastest Lap History

NO	NAME	LAP TIME	TIME OF DAY	LAP	VEHICLE
12	Thomas GADD	<b>1:05.339</b>	13:31:27.990	1	Jedi Mk 6/7
12	Thomas GADD	<b>1:02.617</b>	13:32:30.605	2	Jedi Mk 6/7

### Session Leader History

NO	NAME	FROM LAP	LAPS LED	DISTANCE	VEHICLE
12	Thomas GADD	1	8	14.80 miles	Jedi Mk 6/7
5	Robert WELHAM	9	2	3.70 miles	Jedi Mk 6/7
92	Craig POLLARD	11	5	9.25 miles	Jedi Mk 6/7

### Flag History

TYPE	TIME OF DAY
GREEN	13:30:22.558
FINISH	13:46:16.562


### Flag Statistics

TYPE	COUNT	TOTAL LAPS	TOTAL TIME
Green	1	15	16:58.383
Red	0	0	0.000
Safety Car	0	0	0.000
FCY	0	0	0.000



## F1000 Championship RACE 10 - GRID (15 minutes)

ROW 9		17	<b>12</b> Thomas GADD
	16	<b>37</b> Michael FRITH	
ROW 8		15	<b>15</b> Dane CHRISTISON
	14	<b>29</b> Dax WARD	
ROW 7		13	<b>7</b> Gunnlaugur JONASSON
	12	<b>18</b> Kayleigh COLE	
ROW 6		11	<b>24</b> Bert CHAPMAN
	10	<b>92</b> Craig POLLARD	
ROW 5		9	<b>83</b> Matthew HIGGINSON
	8	<b>5</b> Robert WELHAM	
ROW 4		7	<b>42</b> James CLENNELL
	6	<b>19</b> Sam SATCHWELL	
ROW 3		5	<b>17</b> Chaz HIGHTON
	4	<b>14</b> Adam WALKER	
ROW 2		3	<b>89</b> Mark BETTS
	2	<b>80</b> Dan GORE	
ROW 1		1	<b>3</b> Thomas WESTWORTH <b>Pole</b>



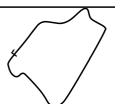
These results are provisional until the conclusion of any judicial and technical matters.

Silverstone International: 1.8508 miles

Clerk Of Course: Lynne Spurr

Stewards:

Timekeeper: Stewart Burr







## F1000 Championship

### RACE 10 - CLASSIFICATION - AMENDED

Race Distance: 14 Laps / 25.91 miles

POS	NO	NAME	ENTRY	LAPS	TIME	GAP	DIFF	MPH	BEST	ON	GRD	↑↓
1	5	Robert WELHAM	Jedi Mk 6/7	14	14:52.971			104.46	1:02.997	6	8	7
2	83	Matthew HIGGINSON	Jedi Mk 6/7	14	14:56.515	3.544	3.544	104.05	1:03.163	8	9	7
3	92	Craig POLLARD	Jedi Mk 6/7	14	14:57.178	4.207	0.663	103.97	1:03.079	11	10	7
4	17	Chaz HIGHTON	Jedi Mk 6/7	14	14:57.723	4.752	0.545	103.91	1:03.016	11	5	1
5	80	Dan GORE	Jedi Mk 6/7	14	15:05.445	12.474	7.722	103.02	1:03.748	7	2	-3
6	42	James CLENNELL	Jedi Mk 6/7	14	15:06.933	13.962	1.488	102.85	1:03.984	12	7	1
7	14	Adam WALKER	Jedi Mk 6/7	14	15:11.934	18.963	5.001	102.29	1:03.994	5	4	-3
8	89	Mark BETTS	Jedi Mk 6/7	14	15:15.753	22.782	3.819	101.86	1:04.109	3	3	-5
9	24	Bert CHAPMAN	Jedi Mk 6/7	14	15:16.006	23.035	0.253	101.83	1:04.353	5	11	2
10	18	Kayleigh COLE	Jedi Mk 6/7	14	15:26.938	33.967	10.932	100.63	1:05.086	4	12	2
11	7	Gunnlaugur JONASSON	Jedi Mk 6/7	14	15:27.798	34.827	0.860	100.54	1:05.291	9	13	2
12	29	Dax WARD	Jedi Mk 6/7	14	16:01.004	1:08.033	33.206	97.07	1:07.505	6	14	2
13	15	Dane CHRISTISON	Jedi Mk 6/7	13	14:56.266	1 Lap	1 Lap	96.64	1:07.477	8	15	2
14	37	Michael FRITH	Jedi Mk 6/7	12	15:26.024	2 Laps	1 Lap	86.34	1:14.543	4	16	2

#### NOT CLASSIFIED

DNF	3	Thomas WESTWORTH	Jedi Mk 6/7	12	12:54.042	2 Laps		103.30	1:03.603	11	1	
DQ	19*	Sam SATCHWELL	Jedi Mk 6/7								6	

#### NOT STARTED

NS	12	Thomas GADD	Jedi Mk 6/7									17
----	----	-------------	-------------	--	--	--	--	--	--	--	--	----

#### FASTEST LAP

	5	Robert WELHAM	Jedi Mk 6/7	6	1:02.997			105.77 mph				170.22 kph
--	---	---------------	-------------	---	----------	--	--	------------	--	--	--	------------

#### Comments:

\*No. 19 - disqualified from the race results for overtaking under yellow flags Q12.24.3

Weather / Track : Cloudy / Dry

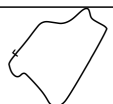
These results are provisional until the conclusion of any judicial and technical matters.

Date: 17/08/2024 Start: 17:40 Finish: 17:55  
Silverstone International: 1.8508 miles

Clerk Of Course: Lynne Spurr

Stewards:

Timekeeper: Stewart Burr



# F1000 Championship

## RACE 10 - LAP ANALYSIS

DIFF = Difference To Personal Best Lap

P1 5 Robert WELHAM				
LAP	LAP TIME	DIFF	MPH	TIME OF DAY
1 -	1:08.896	5.899	96.71	17:41:49.995
2 -	1:03.859	0.862	104.34	17:42:53.854
3 -	1:03.260	0.263	105.33	17:43:57.114
4 -	1:03.049 (2)	0.052	105.68	17:45:00.163
5 -	1:03.169	0.172	105.48	17:46:03.332
<b>6 -</b>	<b>1:02.997 (1)</b>		<b>105.77</b>	<b>17:47:06.329</b>
7 -	1:03.462	0.465	104.99	17:48:09.791
8 -	1:03.091 (3)	0.094	105.61	17:49:12.882
9 -	1:03.207	0.210	105.41	17:50:16.089
10 -	1:03.187	0.190	105.45	17:51:19.276
11 -	1:03.385	0.388	105.12	17:52:22.661
12 -	1:03.474	0.477	104.97	17:53:26.135
13 -	1:03.522	0.525	104.89	17:54:29.657
14 -	1:04.413	1.416	103.44	17:55:34.070

P2 83 Matthew HIGGINSON				
LAP	LAP TIME	DIFF	MPH	TIME OF DAY
1 -	1:08.366	5.203	97.46	17:41:49.465
2 -	1:03.921	0.758	104.24	17:42:53.386
3 -	1:04.241	1.078	103.72	17:43:57.627
4 -	1:04.539	1.376	103.24	17:45:02.166
5 -	1:03.950	0.787	104.19	17:46:06.116
6 -	1:03.639	0.476	104.70	17:47:09.755
7 -	1:03.583	0.420	104.79	17:48:13.338
<b>8 -</b>	<b>1:03.163 (1)</b>		<b>105.49</b>	<b>17:49:16.501</b>
9 -	1:03.503	0.340	104.92	17:50:20.004
10 -	1:03.544	0.381	104.86	17:51:23.548
11 -	1:03.464	0.301	104.99	17:52:27.012
12 -	1:03.352 (3)	0.189	105.17	17:53:30.364
13 -	1:03.332 (2)	0.169	105.21	17:54:33.696
14 -	1:03.918	0.755	104.24	17:55:37.614

P3 92 Craig POLLARD				
LAP	LAP TIME	DIFF	MPH	TIME OF DAY
1 -	1:10.067	6.988	95.09	17:41:51.166
2 -	1:04.117	1.038	103.92	17:42:55.283
3 -	1:03.330	0.251	105.21	17:43:58.613
4 -	1:03.835	0.756	104.38	17:45:02.448
5 -	1:04.058	0.979	104.01	17:46:06.506
6 -	1:03.770	0.691	104.48	17:47:10.276
7 -	1:03.540	0.461	104.86	17:48:13.816
8 -	1:03.192 (3)	0.113	105.44	17:49:17.008
9 -	1:03.931	0.852	104.22	17:50:20.939
10 -	1:03.851	0.772	104.35	17:51:24.790
<b>11 -</b>	<b>1:03.079 (1)</b>		<b>105.63</b>	<b>17:52:27.869</b>
12 -	1:03.092 (2)	0.013	105.61	17:53:30.961
13 -	1:03.758	0.679	104.50	17:54:34.719
14 -	1:03.558	0.479	104.83	17:55:38.277

P4 17 Chaz HIGHTON				
LAP	LAP TIME	DIFF	MPH	TIME OF DAY
1 -	1:09.803	6.787	95.45	17:41:50.902
2 -	1:03.679	0.663	104.63	17:42:54.581
3 -	1:03.450	0.434	105.01	17:43:58.031
4 -	1:04.588	1.572	103.16	17:45:02.619
5 -	1:04.318	1.302	103.59	17:46:06.937
6 -	1:03.503	0.487	104.92	17:47:10.440
7 -	1:03.868	0.852	104.32	17:48:14.308
8 -	1:03.154 (2)	0.138	105.50	17:49:17.462
9 -	1:03.296	0.280	105.27	17:50:20.758

DIFF = Difference To Personal Best Lap

10 -	1:04.497	1.481	103.31	17:51:25.255
<b>11 -</b>	<b>1:03.016 (1)</b>		<b>105.73</b>	<b>17:52:28.271</b>
12 -	1:03.293 (3)	0.277	105.27	17:53:31.564
13 -	1:03.735	0.719	104.54	17:54:35.299
14 -	1:03.523	0.507	104.89	17:55:38.822

P5 80 Dan GORE				
LAP	LAP TIME	DIFF	MPH	TIME OF DAY
1 -	1:07.555	3.807	98.63	17:41:48.654
2 -	1:04.496	0.748	103.31	17:42:53.150
3 -	1:05.198	1.450	102.19	17:43:58.348
4 -	1:04.506	0.758	103.29	17:45:02.854
5 -	1:04.853	1.105	102.74	17:46:07.707
6 -	1:03.895 (3)	0.147	104.28	17:47:11.602
<b>7 -</b>	<b>1:03.748 (1)</b>		<b>104.52</b>	<b>17:48:15.350</b>
8 -	1:03.960	0.212	104.17	17:49:19.310
9 -	1:04.038	0.290	104.05	17:50:23.348
10 -	1:03.751 (2)	0.003	104.51	17:51:27.099
11 -	1:04.139	0.391	103.88	17:52:31.238
12 -	1:04.493	0.745	103.31	17:53:35.731
13 -	1:05.951	2.203	101.03	17:54:41.682
14 -	1:04.862	1.114	102.72	17:55:46.544

P6 42 James CLENNELL				
LAP	LAP TIME	DIFF	MPH	TIME OF DAY
1 -	1:10.282	6.298	94.80	17:41:51.381
2 -	1:04.910	0.926	102.65	17:42:56.291
3 -	1:04.074 (2)	0.090	103.99	17:44:00.365
4 -	1:04.163	0.179	103.84	17:45:04.528
5 -	1:04.245	0.261	103.71	17:46:08.773
6 -	1:04.282	0.298	103.65	17:47:13.055
7 -	1:04.456	0.472	103.37	17:48:17.511
8 -	1:04.944	0.960	102.59	17:49:22.455
9 -	1:04.218	0.234	103.75	17:50:26.673
10 -	1:04.156 (3)	0.172	103.85	17:51:30.829
11 -	1:04.170	0.186	103.83	17:52:34.999
<b>12 -</b>	<b>1:03.984 (1)</b>		<b>104.13</b>	<b>17:53:38.983</b>
13 -	1:04.714	0.730	102.96	17:54:43.697
14 -	1:04.335	0.351	103.57	17:55:48.032

P7 14 Adam WALKER				
LAP	LAP TIME	DIFF	MPH	TIME OF DAY
1 -	1:11.207	7.213	93.57	17:41:52.306
2 -	1:04.668	0.674	103.03	17:42:56.974
3 -	1:04.476	0.482	103.34	17:44:01.450
4 -	1:04.192 (3)	0.198	103.80	17:45:05.642
<b>5 -</b>	<b>1:03.994 (1)</b>		<b>104.12</b>	<b>17:46:09.636</b>
6 -	1:04.012 (2)	0.018	104.09	17:47:13.648
7 -	1:04.545	0.551	103.23	17:48:18.193
8 -	1:05.036	1.042	102.45	17:49:23.229
9 -	1:04.989	0.995	102.52	17:50:28.218
10 -	1:04.269	0.275	103.67	17:51:32.487
11 -	1:04.383	0.389	103.49	17:52:36.870
12 -	1:05.493	1.499	101.73	17:53:42.363
13 -	1:04.537	0.543	103.24	17:54:46.900
14 -	1:06.133	2.139	100.75	17:55:53.033

P8 89 Mark BETTS				
LAP	LAP TIME	DIFF	MPH	TIME OF DAY
1 -	1:11.574	7.465	93.09	17:41:52.673
2 -	1:05.248	1.139	102.12	17:42:57.921
<b>3 -</b>	<b>1:04.109 (1)</b>		<b>103.93</b>	<b>17:44:02.030</b>

# F1000 Championship

## RACE 10 - LAP ANALYSIS

DIFF = Difference To Personal Best Lap

4 -	1:04.247 (3)	0.138	103.71	17:45:06.277
5 -	1:04.146 (2)	0.037	103.87	17:46:10.423
6 -	1:04.509	0.400	103.29	17:47:14.932
7 -	1:05.059	0.950	102.41	17:48:19.991
8 -	1:04.513	0.404	103.28	17:49:24.504
9 -	1:05.245	1.136	102.12	17:50:29.749
10 -	1:04.887	0.778	102.68	17:51:34.636
11 -	1:04.804	0.695	102.82	17:52:39.440
12 -	1:06.017	1.908	100.93	17:53:45.457
13 -	1:05.771	1.662	101.30	17:54:51.228
14 -	1:05.624	1.515	101.53	17:55:56.852

### P9 24 Bert CHAPMAN

LAP	LAP TIME	DIFF	MPH	TIME OF DAY
1 -	1:11.778	7.425	92.83	17:41:52.877
2 -	1:05.414	1.061	101.86	17:42:58.291
3 -	1:04.476 (3)	0.123	103.34	17:44:02.767
4 -	1:04.570	0.217	103.19	17:45:07.337
5 -	<b>1:04.353 (1)</b>		<b>103.54</b>	<b>17:46:11.690</b>
6 -	1:04.616	0.263	103.12	17:47:16.306
7 -	1:04.417 (2)	0.064	103.43	17:48:20.723
8 -	1:04.554	0.201	103.21	17:49:25.277
9 -	1:04.715	0.362	102.96	17:50:29.992
10 -	1:05.171	0.818	102.24	17:51:35.163
11 -	1:04.711	0.358	102.96	17:52:39.874
12 -	1:05.943	1.590	101.04	17:53:45.817
13 -	1:05.655	1.302	101.48	17:54:51.472
14 -	1:05.633	1.280	101.52	17:55:57.105

### P10 18 Kayleigh COLE

LAP	LAP TIME	DIFF	MPH	TIME OF DAY
1 -	1:11.992	6.906	92.55	17:41:53.091
2 -	1:05.888	0.802	101.12	17:42:58.979
3 -	1:05.462 (3)	0.376	101.78	17:44:04.441
4 -	<b>1:05.086 (1)</b>		<b>102.37</b>	<b>17:45:09.527</b>
5 -	1:05.207 (2)	0.121	102.18	17:46:14.734
6 -	1:06.400	1.314	100.34	17:47:21.134
7 -	1:06.047	0.961	100.88	17:48:27.181
8 -	1:05.929	0.843	101.06	17:49:33.110
9 -	1:06.062	0.976	100.86	17:50:39.172
10 -	1:05.887	0.801	101.13	17:51:45.059
11 -	1:06.044	0.958	100.89	17:52:51.103
12 -	1:05.620	0.534	101.54	17:53:56.723
13 -	1:05.685	0.599	101.44	17:55:02.408
14 -	1:05.629	0.543	101.52	17:56:08.037

### P11 7 Gunnlaugur JONASSON

LAP	LAP TIME	DIFF	MPH	TIME OF DAY
1 -	1:13.460	8.169	90.70	17:41:54.559
2 -	1:06.281	0.990	100.53	17:43:00.840
3 -	1:05.712	0.421	101.40	17:44:06.552
4 -	1:05.479 (3)	0.188	101.76	17:45:12.031
5 -	1:05.942	0.651	101.04	17:46:17.973
6 -	1:05.347 (2)	0.056	101.96	17:47:23.320
7 -	1:05.717	0.426	101.39	17:48:29.037
8 -	1:05.529	0.238	101.68	17:49:34.566
9 -	<b>1:05.291 (1)</b>		<b>102.05</b>	<b>17:50:39.857</b>
10 -	1:06.112	0.821	100.78	17:51:45.969
11 -	1:05.558	0.267	101.63	17:52:51.527
12 -	1:06.089	0.798	100.82	17:53:57.616
13 -	1:05.658	0.367	101.48	17:55:03.274
14 -	1:05.623	0.332	101.53	17:56:08.897

DIFF = Difference To Personal Best Lap

P12 29 Dax WARD				
LAP	LAP TIME	DIFF	MPH	TIME OF DAY
1 -	1:14.491	6.986	89.45	17:41:55.590
2 -	1:08.803	1.298	96.84	17:43:04.393
3 -	1:07.835	0.330	98.22	17:44:12.228
4 -	1:07.809	0.304	98.26	17:45:20.037
5 -	1:07.708	0.203	98.41	17:46:27.745
6 -	<b>1:07.505 (1)</b>		<b>98.70</b>	<b>17:47:35.250</b>
7 -	1:07.639 (2)	0.134	98.51	17:48:42.889
8 -	1:07.659 (3)	0.154	98.48	17:49:50.548
9 -	1:08.016	0.511	97.96	17:50:58.564
10 -	1:08.844	1.339	96.78	17:52:07.408
11 -	1:08.628	1.123	97.09	17:53:16.036
12 -	1:08.023	0.518	97.95	17:54:24.059
13 -	1:08.655	1.150	97.05	17:55:32.714
14 -	1:09.389	1.884	96.02	17:56:42.103

### P13 15 Dane CHRISTISON

LAP	LAP TIME	DIFF	MPH	TIME OF DAY
1 -	1:17.989	10.512	85.43	17:41:59.088
2 -	1:08.477	1.000	97.30	17:43:07.565
3 -	1:08.492	1.015	97.28	17:44:16.057
4 -	1:07.850	0.373	98.20	17:45:23.907
5 -	1:07.694	0.217	98.43	17:46:31.601
6 -	1:08.496	1.019	97.27	17:47:40.097
7 -	1:07.522 (2)	0.045	98.68	17:48:47.619
8 -	<b>1:07.477 (1)</b>		<b>98.74</b>	<b>17:49:55.096</b>
9 -	1:07.910	0.433	98.11	17:51:03.006
10 -	1:07.650 (3)	0.173	98.49	17:52:10.656
11 -	1:09.128	1.651	96.38	17:53:19.784
12 -	1:08.413	0.936	97.39	17:54:28.197
13 -	1:09.168	1.691	96.33	17:55:37.365

### P14 37 Michael FRITH

LAP	LAP TIME	DIFF	MPH	TIME OF DAY
1 -	1:23.001	8.458	80.27	17:42:04.100
2 -	1:16.080	1.537	87.58	17:43:20.180
3 -	1:15.007	0.464	88.83	17:44:35.187
4 -	<b>1:14.543 (1)</b>		<b>89.38</b>	<b>17:45:49.730</b>
5 -	1:14.779 (3)	0.236	89.10	17:47:04.509
6 -	1:17.460	2.917	86.02	17:48:21.969
7 -	1:14.767 (2)	0.224	89.11	17:49:36.736
8 -	1:15.523	0.980	88.22	17:50:52.259
9 -	1:16.965	2.422	86.57	17:52:09.224
10 -	1:19.061	4.518	84.27	17:53:28.285
11 -	1:22.519	7.976	80.74	17:54:50.804
12 -	1:16.319	1.776	87.30	17:56:07.123

### P15 3 Thomas WESTWORTH

LAP	LAP TIME	DIFF	MPH	TIME OF DAY
1 -	1:08.716	5.113	96.96	17:41:49.815
2 -	1:04.252	0.649	103.70	17:42:54.067
3 -	1:04.975	1.372	102.55	17:43:59.042
4 -	1:03.899	0.296	104.27	17:45:02.941
5 -	1:04.479	0.876	103.33	17:46:07.420
6 -	1:03.616 (2)	0.013	104.74	17:47:11.036
7 -	1:03.741	0.138	104.53	17:48:14.777
8 -	1:03.686 (3)	0.083	104.62	17:49:18.463
9 -	1:04.148	0.545	103.87	17:50:22.611
10 -	1:03.703	0.100	104.59	17:51:26.314
11 -	<b>1:03.603 (1)</b>		<b>104.76</b>	<b>17:52:29.917</b>
12 -	1:05.224	1.621	102.15	17:53:35.141

# F1000 Championship

## RACE 10 - LAP ANALYSIS

DIFF = Difference To Personal Best Lap

# F1000 Championship

## RACE 10 - LAP CHART

LAP 1 @ 17:41:48.654			LAP 2 @ 17:42:53.150			LAP 3 @ 17:43:57.114			LAP 4 @ 17:45:00.163			LAP 5 @ 17:46:03.332		
NO	BEHIND	LAP TIME	NO	BEHIND	LAP TIME	NO	BEHIND	LAP TIME	NO	BEHIND	LAP TIME	NO	BEHIND	LAP TIME
80		1:07.555	80		1:04.496	5		1:03.260	5		1:03.049	5		1:03.169
83	0.811	1:08.366	83	0.236	1:03.921	83	0.513	1:04.241	83	2.003	1:04.539	83	2.784	1:03.950
3	1.161	1:08.716	5	0.704	1:03.859	17	0.917	1:03.450	92	2.285	1:03.835	92	3.174	1:04.058
5	1.341	1:08.896	3	0.917	1:04.252	80	1.234	1:05.198	17	2.456	1:04.588	17	3.605	1:04.318
19	1.984	1:09.539	17	1.431	1:03.679	92	1.499	1:03.330	80	2.691	1:04.506	3	4.088	1:04.479
17	2.248	1:09.803	92	2.133	1:04.117	3	1.928	1:04.975	3	2.778	1:03.899	80	4.375	1:04.853
92	2.512	1:10.067	19	2.854	1:05.366	19	2.979	1:04.089	19	4.005	1:04.075	19	5.127	1:04.291
42	2.727	1:10.282	42	3.141	1:04.910	42	3.251	1:04.074	42	4.365	1:04.163	42	5.441	1:04.245
14	3.652	1:11.207	14	3.824	1:04.668	14	4.336	1:04.476	14	5.479	1:04.192	14	6.304	1:03.994
89	4.019	1:11.574	89	4.771	1:05.248	89	4.916	1:04.109	89	6.114	1:04.247	89	7.091	1:04.146
24	4.223	1:11.778	24	5.141	1:05.414	24	5.653	1:04.476	24	7.174	1:04.570	24	8.358	1:04.353
18	4.437	1:11.992	18	5.829	1:05.888	18	7.327	1:05.462	18	9.364	1:05.086	18	11.402	1:05.207
7	5.905	1:13.460	7	7.690	1:06.281	7	9.438	1:05.712	7	11.868	1:05.479	7	14.641	1:05.942
29	6.936	1:14.491	29	11.243	1:08.803	29	15.114	1:07.835	29	19.874	1:07.809	29	24.413	1:07.708
15	10.434	1:17.989	15	14.415	1:08.477	15	18.943	1:08.492	15	23.744	1:07.850	15	28.269	1:07.694
37	15.446	1:23.001	37	27.030	1:16.080	37	38.073	1:15.007	37	49.567	1:14.543	37	1:01.177	1:14.779

# F1000 Championship

## RACE 10 - LAP CHART

LAP 6 @ 17:47:06.329			LAP 7 @ 17:48:09.791			LAP 8 @ 17:49:12.882			LAP 9 @ 17:50:16.089			LAP 10 @ 17:51:19.276		
NO	BEHIND	LAP TIME	NO	BEHIND	LAP TIME	NO	BEHIND	LAP TIME	NO	BEHIND	LAP TIME	NO	BEHIND	LAP TIME
5		1:02.997	5		1:03.462	5		1:03.091	5		1:03.207	5		1:03.187
83	3.426	1:03.639	83	3.547	1:03.583	83	3.619	1:03.163	83	3.915	1:03.503	83	4.272	1:03.544
92	3.947	1:03.770	92	4.025	1:03.540	92	4.126	1:03.192	17	4.669	1:03.296	92	5.514	1:03.851
17	4.111	1:03.503	17	4.517	1:03.868	17	4.580	1:03.154	92	4.850	1:03.931	17	5.979	1:04.497
3	4.707	1:03.616	3	4.986	1:03.741	3	5.581	1:03.686	3	6.522	1:04.148	3	7.038	1:03.703
80	5.273	1:03.895	80	5.559	1:03.748	80	6.428	1:03.960	80	7.259	1:04.038	80	7.823	1:03.751
19	6.394	1:04.264	19	7.464	1:04.532	42	9.573	1:04.944	42	10.584	1:04.218	42	11.553	1:04.156
42	6.726	1:04.282	42	7.720	1:04.456	19	9.993	1:05.620	19	11.710	1:04.924	19	12.730	1:04.207
14	7.319	1:04.012	14	8.402	1:04.545	14	10.347	1:05.036	14	12.129	1:04.989	14	13.211	1:04.269
89	8.603	1:04.509	89	10.200	1:05.059	89	11.622	1:04.513	89	13.660	1:05.245	89	15.360	1:04.887
24	9.977	1:04.616	24	10.932	1:04.417	24	12.395	1:04.554	24	13.903	1:04.715	24	15.887	1:05.171
18	14.805	1:06.400	37	1 Lap	1:17.460	18	20.228	1:05.929	18	23.083	1:06.062	18	25.783	1:05.887
7	16.991	1:05.347	18	17.390	1:06.047	7	21.684	1:05.529	7	23.768	1:05.291	7	26.693	1:06.112
29	28.921	1:07.505	7	19.246	1:05.717	37	1 Lap	1:14.767	37	1 Lap	1:15.523	29	48.132	1:08.844
15	33.768	1:08.496	29	33.098	1:07.639	29	37.666	1:07.659	29	42.475	1:08.016	37	1 Lap	1:16.965
			15	37.828	1:07.522	15	42.214	1:07.477	15	46.917	1:07.910	15	51.380	1:07.650

# F1000 Championship

## RACE 10 - LAP CHART

LAP 11 @ 17:52:22.661			LAP 12 @ 17:53:26.135			LAP 13 @ 17:54:29.657			LAP 14 @ 17:55:34.070		
NO	BEHIND	LAP TIME	NO	BEHIND	LAP TIME	NO	BEHIND	LAP TIME	NO	BEHIND	LAP TIME
5		1:03.385	5		1:03.474	5		1:03.522	5		1:04.413
83	4.351	1:03.464	37	2 Laps	1:19.061	83	4.039	1:03.332	15	1 Lap	1:09.168
92	5.208	1:03.079	83	4.229	1:03.352	92	5.062	1:03.758	83	3.544	1:03.918
17	5.610	1:03.016	92	4.826	1:03.092	17	5.642	1:03.735	92	4.207	1:03.558
3	7.256	1:03.603	17	5.429	1:03.293	80	12.025	1:05.951	17	4.752	1:03.523
80	8.577	1:04.139	3	9.006	1:05.224	42	14.040	1:04.714	80	12.474	1:04.862
42	12.338	1:04.170	80	9.596	1:04.493	14	17.243	1:04.537	42	13.962	1:04.335
19	13.883	1:04.538	42	12.848	1:03.984	19	17.892	1:04.968	14	18.963	1:06.133
14	14.209	1:04.383	14	16.228	1:05.493	37	2 Laps	1:22.519	19	19.364	1:05.885
89	16.779	1:04.804	19	16.446	1:06.037	89	21.571	1:05.771	89	22.782	1:05.624
24	17.213	1:04.711	89	19.322	1:06.017	24	21.815	1:05.655	24	23.035	1:05.633
18	28.442	1:06.044	24	19.682	1:05.943	18	32.751	1:05.685	37	2 Laps	1:16.319
7	28.866	1:05.558	18	30.588	1:05.620	7	33.617	1:05.658	18	33.967	1:05.629
29	53.375	1:08.628	7	31.481	1:06.089	29	1:03.057	1:08.655	7	34.827	1:05.623
15	57.123	1:09.128	29	57.924	1:08.023				29	1:08.033	1:09.389
			15	1:02.062	1:08.413						

# F1000 Championship

## RACE 10 - POSITION CHART

No	Name	Lap														
		Pos	1	2	3	4	5	6	7	8	9	10	11	12	13	14
3	WESTWORTH	1	80	80	5	5	5	5	5	5	5	5	5	5	5	5
80	GORE	2	83	83	83	83	83	83	83	83	83	83	83	83	83	83
89	BETTS	3	3	5	17	92	92	92	92	92	17	92	92	92	92	92
14	WALKER	4	5	3	80	17	17	17	17	17	92	17	17	17	17	17
17	HIGHTON	5	19	17	92	80	3	3	3	3	3	3	3	3	80	80
19	SATCHWELL	6	17	92	3	3	80	80	80	80	80	80	80	80	42	42
42	CLENNELL	7	92	19	19	19	19	19	19	42	42	42	42	42	14	14
5	WELHAM	8	42	42	42	42	42	42	42	19	19	19	19	14	19	19
83	HIGGINSON	9	14	14	14	14	14	14	14	14	14	14	14	19	89	89
92	POLLARD	10	89	89	89	89	89	89	89	89	89	89	89	89	24	24
24	CHAPMAN	11	24	24	24	24	24	24	24	24	24	24	24	24	18	18
18	COLE	12	18	18	18	18	18	18	18	18	18	18	18	18	7	7
7	JONASSON	13	7	7	7	7	7	7	7	7	7	7	7	7	29	29
29	WARD	14	29	29	29	29	29	29	29	29	29	29	29	29	15	
15	CHRISTISON	15	15	15	15	15	15	15	15	15	15	15	15	15		
37	FRITH	16	37	37	37	37	37	37	37	37	37	37	37	37		
12	GADD	17														



# F1000 Championship

## RACE 10 - STATISTICS

**Competitors Started** 16  
**Planned Start** 2024-08-17 @ 17:30:00.000  
**Actual Start** 2024-08-17 @ 17:40:41.099  
**Finish Time** 2024-08-17 @ 17:55:34.062  
**Track Length** 1.8508mi.  
**Total Laps** 219  
**Total Distance Covered** 405.3464mi.

### Session Fastest Lap History

NO	NAME	LAP TIME	TIME OF DAY	LAP	VEHICLE
80	Dan GORE	1:07.555	17:41:48.747	1	Jedi Mk 6/7
80	Dan GORE	1:04.496	17:42:53.243	2	Jedi Mk 6/7
83	Matthew HIGGINSON	1:03.921	17:42:53.478	2	Jedi Mk 6/7
5	Robert WELHAM	1:03.859	17:42:53.944	2	Jedi Mk 6/7
17	Chaz HIGHTON	1:03.679	17:42:54.671	2	Jedi Mk 6/7
5	Robert WELHAM	1:03.260	17:43:57.207	3	Jedi Mk 6/7
5	Robert WELHAM	1:03.049	17:45:00.255	4	Jedi Mk 6/7
5	Robert WELHAM	1:02.997	17:47:06.422	6	Jedi Mk 6/7

### Session Leader History

NO	NAME	FROM LAP	LAPS LED	DISTANCE	VEHICLE
80	Dan GORE	1	2	3.70 miles	Jedi Mk 6/7
5	Robert WELHAM	3	12	22.21 miles	Jedi Mk 6/7

### Flag History

TYPE	TIME OF DAY
GREEN	17:40:41.099
FINISH	17:55:34.062

### Flag Statistics

TYPE	COUNT	TOTAL LAPS	TOTAL TIME
Green	1	14	16:10.579
Red	0	0	0.000
Safety Car	0	0	0.000
FCY	0	0	0.000