

**TEGIWA**



# TEGIWA TYPE R TROPHY



Combe Carnival  
Castle Combe  
27<sup>th</sup> May 2024

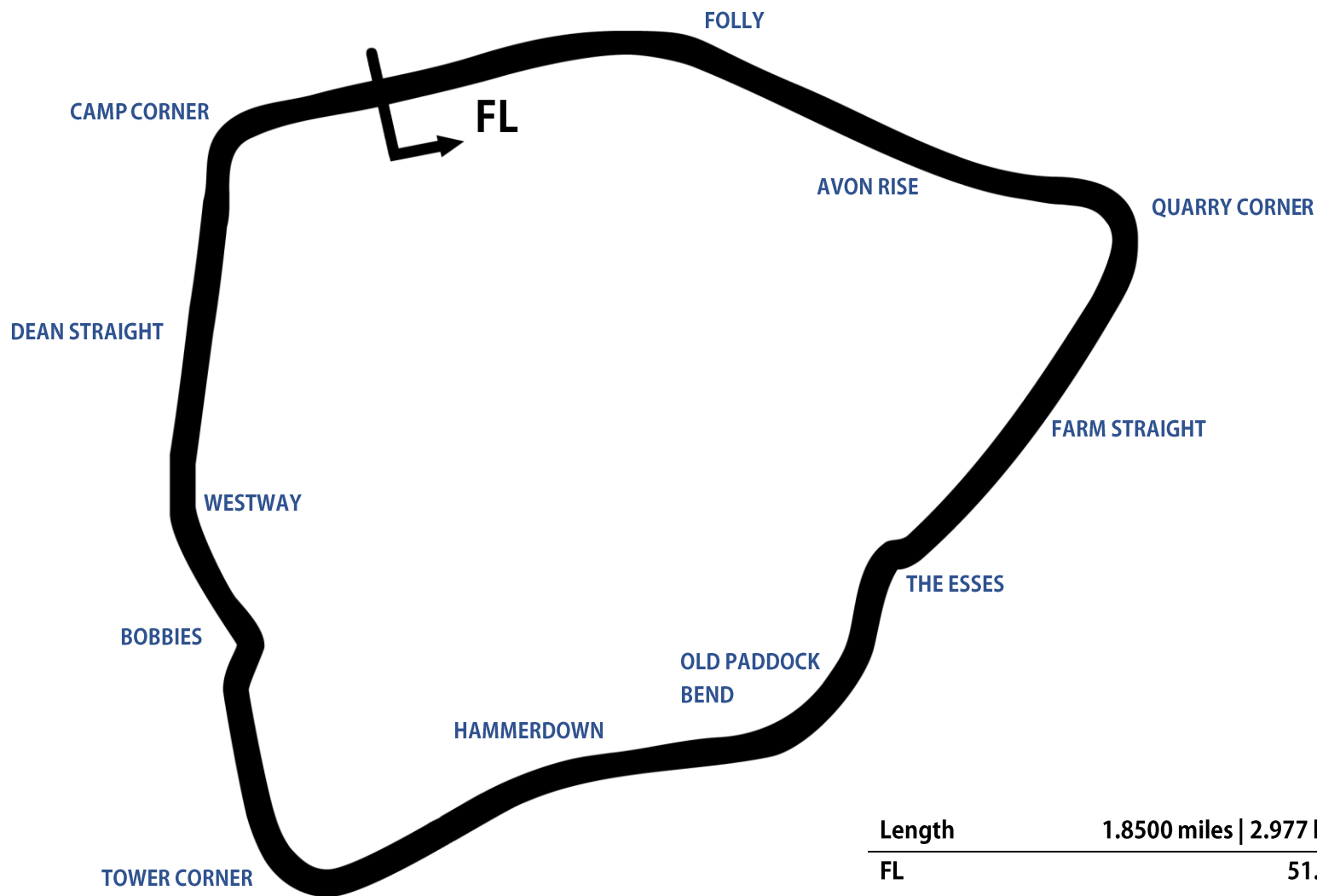


Timing & Results Provided by Timing Solutions Ltd

[www.tsl-timing.com](http://www.tsl-timing.com)

# Castle Combe Circuit

Upper Castle Combe, Chippenham, UK



Length	1.8500 miles   2.977 km   2977.3m		
FL		51.4927 N	2.2160 W
Pit Entry	110m before FL	51.4928 N	2.2185 W
Pit Exit	162m after FL	51.4934 N	2.2141 W
Pit Entry - Pit Exit	272m, 19.6s @ 50kph, 16.3s @ 60kph		



# 750MC Tegiwa Type R Trophy

## QUALIFYING - RACE 4 - CLASSIFICATION

POS	NO	NAME	ENTRY	TIME	ON	LAPS	GAP	DIFF	MPH
1	86	Matt WILKINS	Honda Civic Type R 2000	1:17.204	10	10			86.26
2	42	Trafford KING	Honda Civic Type R 2000	1:17.460	5	8	0.256	0.256	85.98
3	15	Don DE GRAAFF	Honda Civic Type R 2000	1:17.651	6	9	0.447	0.191	85.76
4	19	Oliver MUSGRAVE	Honda Civic Type R 2000	1:18.474	7	9	1.270	0.823	84.86
5	11	Joseph MCMULLAN	Honda Civic Type R 2000	1:18.573	4	9	1.369	0.099	84.76
6	93*	Joseph DALGARNO	Honda Civic Type R 2000	1:18.581	4	6	1.377	0.008	84.75
7	24	Jake JOHNSON	Honda Civic Type R 2000	1:18.740	6	9	1.536	0.159	84.58
8	12	Richard JONES	Honda Civic Type R 2000	1:18.947	4	9	1.743	0.207	84.36
9	26	Lee RICKARD	Honda Civic Type R 2000	1:19.087	6	9	1.883	0.140	84.21
10	74	Richard LINDSAY	Honda Civic Type R 2000	1:19.173	3	9	1.969	0.086	84.11
11	61	James DELISLE	Honda Civic Type R 2000	1:19.496	3	9	2.292	0.323	83.77
12	16	Adam HUNTLY	Honda Civic Type R 2000	1:19.497	3	9	2.293	0.001	83.77
13	18	Matthew DUFFELL	Honda Civic Type R 2000	1:19.693	3	9	2.489	0.196	83.57
14	7	Andrew IDOINE	Honda Civic Type R 2000	1:19.834	10	10	2.630	0.141	83.42
15	94	Ursula JORDAN	Honda Civic Type R 2000	1:19.988	7	9	2.784	0.154	83.26
16	13	Tom MACFARLANE	Honda Civic Type R 2000	1:20.086	3	9	2.882	0.098	83.16
17	77	Luke EMMONS	Honda Civic Type R 2000	1:20.135	2	9	2.931	0.049	83.11
18	66	Ross BOORMAN	Honda Civic Type R 2000	1:20.218	9	9	3.014	0.083	83.02
19	374	Kai LINDSAY	Honda Civic Type R 2000	1:20.266	6	9	3.062	0.048	82.97
20	92	Adam PARKER	Honda Civic Type R 2000	1:20.615	3	9	3.411	0.349	82.61
21	88	Joseph EL-HAWARY	Honda Civic Type R 2000	1:20.734	4	9	3.530	0.119	82.49
22	204	Kevin CHAPMAN	Honda Civic Type R 2000	1:21.508	9	9	4.304	0.774	81.71
23	31	James FERGUSON	Honda Civic Type R 2000	1:24.004	5	8	6.800	2.496	79.28
24	28	Joe JESSUP	Honda Civic Type R 2000	1:42.072	3	4	24.868	18.068	65.24

**Comments:**

\*Car No 93 - No working transponder - Please fit for races - Q 12.8.1 applies.

Weather / Track : Bright / Dry

Date: 27/05/2024 Start: 10:46 Finish: 11:15

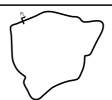
These results are provisional until the conclusion of any judicial and technical matters.

Castle Combe: 1.8500 miles

Clerk Of Course: Bob Honeysett

Stewards:

Timekeeper: Peter Knight



# 750MC Tegiwa Type R Trophy

## QUALIFYING - RACE 4 - LAP ANALYSIS

DIFF = Difference To Personal Best Lap

P1 86 Matt WILKINS				
LAP	LAP TIME	DIFF	MPH	TIME OF DAY
1 -	1:22.044	4.840	81.17	10:48:57.525
2 -	1:17.510	0.306	85.92	10:50:15.035
3 -	1:17.262 (2)	0.058	86.20	10:51:32.297
4 -	1:17.534	0.330	85.89	10:52:49.831
5 -	1:18.024	0.820	85.35	10:54:07.855
6 -	1:22.358	5.154	80.86	10:55:30.213
7 -	1:17.464 (3)	0.260	85.97	10:56:47.677
8 -	17:08.118	15:50.914	6.47	11:13:55.795
9 -	1:17.928	0.724	85.46	11:15:13.723
<b>10 -</b>	<b>1:17.204 (1)</b>		<b>86.26</b>	<b>11:16:30.927</b>

P2 42 Trafford KING				
LAP	LAP TIME	DIFF	MPH	TIME OF DAY
1 -	1:18.974	1.514	84.33	10:48:55.144
2 -	1:18.378 (3)	0.918	84.97	10:50:13.522
3 -	1:17.727 (2)	0.267	85.68	10:51:31.249
4 -	1:19.171	1.711	84.12	10:52:50.420
<b>5 -</b>	<b>1:17.460 (1)</b>		<b>85.98</b>	<b>10:54:07.880</b>
6 -	1:18.835	1.375	84.48	10:55:26.715
7 -	1:19.447	1.987	83.82	10:56:46.162
8 -	19:24.317	18:06.857	5.72	11:16:10.479

P3 15 Don DE GRAAFF				
LAP	LAP TIME	DIFF	MPH	TIME OF DAY
1 -	1:20.113	2.462	83.13	10:49:24.755
2 -	1:18.315 (2)	0.664	85.04	10:50:43.070
3 -	1:18.640	0.989	84.69	10:52:01.710
4 -	1:18.355 (3)	0.704	84.99	10:53:20.065
5 -	1:18.843	1.192	84.47	10:54:38.908
<b>6 -</b>	<b>1:17.651 (1)</b>		<b>85.76</b>	<b>10:55:56.559</b>
7 -	1:18.682	1.031	84.64	10:57:15.241
8 -	17:00.155	15:42.504	6.52	11:14:15.396
9 -	1:18.527	0.876	84.81	11:15:33.923

P4 19 Oliver MUSGRAVE				
LAP	LAP TIME	DIFF	MPH	TIME OF DAY
1 -	1:20.944	2.470	82.27	10:49:09.435
2 -	1:18.811	0.337	84.50	10:50:28.246
3 -	1:18.805 (3)	0.331	84.51	10:51:47.051
4 -	1:18.728 (2)	0.254	84.59	10:53:05.779
5 -	1:20.160	1.686	83.08	10:54:25.939
6 -	1:19.799	1.325	83.46	10:55:45.738
<b>7 -</b>	<b>1:18.474 (1)</b>		<b>84.86</b>	<b>10:57:04.212</b>
8 -	17:07.402	15:48.928	6.48	11:14:11.614
9 -	1:22.184	3.710	81.03	11:15:33.798

P5 11 Joseph MCMULLAN				
LAP	LAP TIME	DIFF	MPH	TIME OF DAY
1 -	1:19.972	1.399	83.27	10:49:20.179
2 -	1:20.095	1.522	83.15	10:50:40.274
3 -	1:19.400	0.827	83.87	10:51:59.674
<b>4 -</b>	<b>1:18.573 (1)</b>		<b>84.76</b>	<b>10:53:18.247</b>
5 -	1:18.858	0.285	84.45	10:54:37.105
6 -	1:18.588 (2)	0.015	84.74	10:55:55.693
7 -	1:18.797	0.224	84.52	10:57:14.490
8 -	16:58.266	15:39.693	6.54	11:14:12.756
9 -	1:18.716 (3)	0.143	84.60	11:15:31.472

DIFF = Difference To Personal Best Lap

P6 93 Joseph DALGARNO				
LAP	LAP TIME	DIFF	MPH	TIME OF DAY
1 -	1:21.554	2.973	81.66	10:49:09.720
2 -	1:19.274	0.693	84.01	10:50:28.994
3 -	1:18.846 (2)	0.265	84.46	10:51:47.840
<b>4 -</b>	<b>1:18.581 (1)</b>		<b>84.75</b>	<b>10:53:06.421</b>
5 -	1:19.035 (3)	0.454	84.26	10:54:25.456
6 -	1:20.889	2.308	82.33	10:55:46.345

P7 24 Jake JOHNSON				
LAP	LAP TIME	DIFF	MPH	TIME OF DAY
1 -	1:20.824	2.084	82.40	10:49:18.258
2 -	1:21.514	2.774	81.70	10:50:39.772
3 -	1:20.635	1.895	82.59	10:52:00.407
4 -	1:19.441 (3)	0.701	83.83	10:53:19.848
5 -	1:19.941	1.201	83.31	10:54:39.789
<b>6 -</b>	<b>1:18.740 (1)</b>		<b>84.58</b>	<b>10:55:58.529</b>
7 -	1:18.803 (2)	0.063	84.51	10:57:17.332
8 -	16:56.270	15:37.530	6.55	11:14:13.602
9 -	1:19.841	1.101	83.41	11:15:33.443

P8 12 Richard JONES				
LAP	LAP TIME	DIFF	MPH	TIME OF DAY
1 -	1:29.499	10.552	74.41	10:49:40.991
2 -	1:20.093	1.146	83.15	10:51:01.084
3 -	1:19.116 (3)	0.169	84.18	10:52:20.200
<b>4 -</b>	<b>1:18.947 (1)</b>		<b>84.36</b>	<b>10:53:39.147</b>
5 -	1:19.238	0.291	84.05	10:54:58.385
6 -	1:19.124	0.177	84.17	10:56:17.509
7 -	1:18.995 (2)	0.048	84.30	10:57:36.504
8 -	16:54.573	15:35.626	6.56	11:14:31.077
9 -	1:19.680	0.733	83.58	11:15:50.757

P9 26 Lee RICKARD				
LAP	LAP TIME	DIFF	MPH	TIME OF DAY
1 -	1:21.579	2.492	81.63	10:49:26.092
2 -	1:20.046	0.959	83.20	10:50:46.138
3 -	1:20.624	1.537	82.60	10:52:06.762
4 -	1:22.223	3.136	80.99	10:53:28.985
5 -	1:20.240	1.153	83.00	10:54:49.225
<b>6 -</b>	<b>1:19.087 (1)</b>		<b>84.21</b>	<b>10:56:08.312</b>
7 -	1:19.731 (3)	0.644	83.53	10:57:28.043
8 -	16:52.329	15:33.242	6.57	11:14:20.372
9 -	1:19.581 (2)	0.494	83.68	11:15:39.953

P10 74 Richard LINDSAY				
LAP	LAP TIME	DIFF	MPH	TIME OF DAY
1 -	1:21.718	2.545	81.50	10:49:10.800
2 -	1:19.858	0.685	83.39	10:50:30.658
<b>3 -</b>	<b>1:19.173 (1)</b>		<b>84.11</b>	<b>10:51:49.831</b>
4 -	1:20.371	1.198	82.86	10:53:10.202
5 -	1:19.848 (3)	0.675	83.40	10:54:30.050
6 -	1:19.642 (2)	0.469	83.62	10:55:49.692
7 -	1:21.847	2.674	81.37	10:57:11.539
8 -	17:00.486	15:41.313	6.52	11:14:12.025
9 -	1:20.626	1.453	82.60	11:15:32.651

P11 61 James DELISLE				
LAP	LAP TIME	DIFF	MPH	TIME OF DAY
1 -	1:20.083	0.587	83.16	10:49:17.865

# 750MC Tegiwa Type R Trophy

## QUALIFYING - RACE 4 - LAP ANALYSIS

DIFF = Difference To Personal Best Lap

2 -	1:21.064	1.568	82.15	10:50:38.929
<b>3 -</b>	<b>1:19.496 (1)</b>		<b>83.77</b>	<b>10:51:58.425</b>
4 -	1:20.770	1.274	82.45	10:53:19.195
5 -	1:20.125	0.629	83.12	10:54:39.320
6 -	1:19.901 (3)	0.405	83.35	10:55:59.221
7 -	1:30.606	11.110	73.50	10:57:29.827
8 -	16:51.893	15:32.397	6.58	11:14:21.720
9 -	1:19.649 (2)	0.153	83.61	11:15:41.369

DIFF = Difference To Personal Best Lap

2 -	1:21.549	1.463	81.66	10:50:41.467
<b>3 -</b>	<b>1:20.086 (1)</b>		<b>83.16</b>	<b>10:52:01.553</b>
4 -	1:23.703	3.617	79.56	10:53:25.256
5 -	1:20.643	0.557	82.58	10:54:45.899
6 -	1:21.424	1.338	81.79	10:56:07.323
7 -	1:20.134 (3)	0.048	83.11	10:57:27.457
8 -	16:48.594	15:28.508	6.60	11:14:16.051
9 -	1:20.111 (2)	0.025	83.13	11:15:36.162

### P12 16 Adam HUNTLY

LAP	LAP TIME	DIFF	MPH	TIME OF DAY
1 -	1:25.273	5.776	78.10	10:49:36.266
2 -	1:19.880 (2)	0.383	83.37	10:50:56.146
<b>3 -</b>	<b>1:19.497 (1)</b>		<b>83.77</b>	<b>10:52:15.643</b>
4 -	1:22.522	3.025	80.70	10:53:38.165
5 -	1:20.002 (3)	0.505	83.24	10:54:58.167
6 -	1:32.599	13.102	71.92	10:56:30.766
7 -	1:22.062	2.565	81.15	10:57:52.828
8 -	17:06.932	15:47.435	6.48	11:14:59.760
9 -	1:20.480	0.983	82.75	11:16:20.240

### P17 77 Luke EMMONS

LAP	LAP TIME	DIFF	MPH	TIME OF DAY
1 -	1:26.335	6.200	77.14	10:49:25.789
<b>2 -</b>	<b>1:20.135 (1)</b>		<b>83.11</b>	<b>10:50:45.924</b>
3 -	1:20.567 (3)	0.432	82.66	10:52:06.491
4 -	1:22.161	2.026	81.06	10:53:28.652
5 -	1:22.515	2.380	80.71	10:54:51.167
6 -	1:20.864	0.729	82.36	10:56:12.031
7 -	1:22.050	1.915	81.17	10:57:34.081
8 -	17:00.953	15:40.818	6.52	11:14:35.034
9 -	1:20.229 (2)	0.094	83.01	11:15:55.263

### P13 18 Matthew DUFFELL

LAP	LAP TIME	DIFF	MPH	TIME OF DAY
1 -	1:21.176	1.483	82.04	10:49:36.655
2 -	1:19.958 (2)	0.265	83.29	10:50:56.613
<b>3 -</b>	<b>1:19.693 (1)</b>		<b>83.57</b>	<b>10:52:16.306</b>
4 -	1:28.646	8.953	75.13	10:53:44.952
5 -	1:23.535	3.842	79.72	10:55:08.487
6 -	1:20.283	0.590	82.95	10:56:28.770
7 -	1:21.115	1.422	82.10	10:57:49.885
8 -	17:07.045	15:47.352	6.48	11:14:56.930
9 -	1:20.175 (3)	0.482	83.06	11:16:17.105

### P18 66 Ross BOORMAN

LAP	LAP TIME	DIFF	MPH	TIME OF DAY
1 -	1:22.698	2.480	80.53	10:49:30.719
2 -	1:21.263	1.045	81.95	10:50:51.982
3 -	1:22.517	2.299	80.71	10:52:14.499
4 -	1:20.220 (2)	0.002	83.02	10:53:34.719
5 -	1:22.521	2.303	80.70	10:54:57.240
6 -	1:27.275	7.057	76.31	10:56:24.515
7 -	1:20.619 (3)	0.401	82.61	10:57:45.134
8 -	17:00.375	15:40.157	6.52	11:14:45.509
<b>9 -</b>	<b>1:20.218 (1)</b>		<b>83.02</b>	<b>11:16:05.727</b>

### P14 7 Andrew IDOINE

LAP	LAP TIME	DIFF	MPH	TIME OF DAY
1 -	1:23.232	3.398	80.01	10:49:27.384
2 -	1:20.066 (2)	0.232	83.18	10:50:47.450
3 -	1:21.648	1.814	81.57	10:52:09.098
4 -	1:22.030	2.196	81.19	10:53:31.128
5 -	1:22.803	2.969	80.43	10:54:53.931
6 -	1:20.193 (3)	0.359	83.05	10:56:14.124
7 -	1:20.610	0.776	82.62	10:57:34.734
8 -	16:23.838	15:04.004	6.76	11:13:58.572
9 -	1:21.137	1.303	82.08	11:15:19.709
<b>10 -</b>	<b>1:19.834 (1)</b>		<b>83.42</b>	<b>11:16:39.543</b>

### P19 374 Kai LINDSAY

LAP	LAP TIME	DIFF	MPH	TIME OF DAY
1 -	1:22.304	2.038	80.91	10:49:14.647
2 -	1:21.283 (3)	1.017	81.93	10:50:35.930
3 -	1:27.630	7.364	76.00	10:52:03.560
4 -	1:22.859	2.593	80.37	10:53:26.419
5 -	1:21.480	1.214	81.73	10:54:47.899
<b>6 -</b>	<b>1:20.266 (1)</b>		<b>82.97</b>	<b>10:56:08.165</b>
7 -	1:22.364	2.098	80.86	10:57:30.529
8 -	16:55.029	15:34.763	6.56	11:14:25.558
9 -	1:21.143 (2)	0.877	82.07	11:15:46.701

### P15 94 Ursula JORDAN

LAP	LAP TIME	DIFF	MPH	TIME OF DAY
1 -	1:24.342	4.354	78.96	10:49:33.522
2 -	1:22.248	2.260	80.97	10:50:55.770
3 -	1:22.350	2.362	80.87	10:52:18.120
4 -	1:20.687	0.699	82.54	10:53:38.807
5 -	1:21.542	1.554	81.67	10:55:00.349
6 -	1:20.197 (3)	0.209	83.04	10:56:20.546
<b>7 -</b>	<b>1:19.988 (1)</b>		<b>83.26</b>	<b>10:57:40.534</b>
8 -	16:55.127	15:35.139	6.56	11:14:35.661
9 -	1:20.192 (2)	0.204	83.05	11:15:55.853

### P20 92 Adam PARKER

LAP	LAP TIME	DIFF	MPH	TIME OF DAY
1 -	1:22.126	1.511	81.09	10:49:31.509
2 -	1:20.965	0.350	82.25	10:50:52.474
<b>3 -</b>	<b>1:20.615 (1)</b>		<b>82.61</b>	<b>10:52:13.089</b>
4 -	1:20.811 (3)	0.196	82.41	10:53:33.900
5 -	1:22.217	1.602	81.00	10:54:56.117
6 -	1:22.464	1.849	80.76	10:56:18.581
7 -	1:29.045	8.430	74.79	10:57:47.626
8 -	16:58.675	15:38.060	6.53	11:14:46.301
9 -	1:20.796 (2)	0.181	82.43	11:16:07.097

### P16 13 Tom MACFARLANE

LAP	LAP TIME	DIFF	MPH	TIME OF DAY
1 -	1:21.114	1.028	82.10	10:49:19.918

### P21 88 Joseph EL-HAWARY

LAP	LAP TIME	DIFF	MPH	TIME OF DAY
1 -	1:22.676	1.942	80.55	10:49:29.873
2 -	1:20.863 (2)	0.129	82.36	10:50:50.736

# 750MC Tegiwa Type R Trophy

## QUALIFYING - RACE 4 - LAP ANALYSIS

DIFF = Difference To Personal Best Lap

3 -	1:20.903 (3)	0.169	82.32	10:52:11.639
<b>4 -</b>	<b>1:20.734 (1)</b>		<b>82.49</b>	<b>10:53:32.373</b>
5 -	1:23.211	2.477	80.03	10:54:55.584
6 -	1:21.524	0.790	81.69	10:56:17.108
7 -	1:21.385	0.651	81.83	10:57:38.493
8 -	16:58.502	15:37.768	6.53	11:14:36.995
9 -	1:21.219	0.485	82.00	11:15:58.214

### P22 204 Kevin CHAPMAN

LAP	LAP TIME	DIFF	MPH	TIME OF DAY
1 -	1:23.424	1.916	79.83	10:49:13.789
2 -	1:28.418	6.910	75.32	10:50:42.207
3 -	1:23.395	1.887	79.86	10:52:05.602
4 -	1:25.205	3.697	78.16	10:53:30.807
5 -	1:22.812 (2)	1.304	80.42	10:54:53.619
6 -	1:23.645	2.137	79.62	10:56:17.264
7 -	1:22.992 (3)	1.484	80.24	10:57:40.256
8 -	16:55.998	15:34.490	6.55	11:14:36.254
<b>9 -</b>	<b>1:21.508 (1)</b>		<b>81.71</b>	<b>11:15:57.762</b>

### P23 31 James FERGUSON

LAP	LAP TIME	DIFF	MPH	TIME OF DAY
1 -	1:26.230	2.226	77.23	10:49:40.846
2 -	1:27.451	3.447	76.15	10:51:08.297
3 -	1:24.794	0.790	78.54	10:52:33.091
4 -	1:25.430	1.426	77.95	10:53:58.521
<b>5 -</b>	<b>1:24.004 (1)</b>		<b>79.28</b>	<b>10:55:22.525</b>
6 -	1:24.209 (2)	0.205	79.08	10:56:46.734
7 -	17:20.136	15:56.132	6.40	11:14:06.870
8 -	1:24.285 (3)	0.281	79.01	11:15:31.155

### P24 28 Joe JESSUP

LAP	LAP TIME	DIFF	MPH	TIME OF DAY
1 -	1:42.767 (2)	0.695	64.80	10:49:57.274
2 -	1:43.120 (3)	1.048	64.58	10:51:40.394
<b>3 -</b>	<b>1:42.072 (1)</b>		<b>65.24</b>	<b>10:53:22.466</b>
4 -	1:49.697 P	7.625	60.71	10:55:12.163

# 750MC Tegiwa Type R Trophy

## QUALIFYING - RACE 4 - STATISTICS

**Competitors Started** 24  
**Planned Start** 2024-05-27 @ 11:15:00.000  
**Actual Start** 2024-05-27 @ 10:46:03.007  
**Finish Time** 2024-05-27 @ 11:15:25.233  
**Track Length** 1.8500mi.  
**Total Laps** 208  
**Total Distance Covered** 384.8017mi.

### Session Fastest Lap History

NO	NAME	LAP TIME	TIME OF DAY	LAP	VEHICLE
42	Trafford KING	<b>1:18.974</b>	10:48:55.146	1	Honda Civic Type R 2000
42	Trafford KING	<b>1:18.378</b>	10:50:13.526	2	Honda Civic Type R 2000
86	Matt WILKINS	<b>1:17.510</b>	10:50:15.031	2	Honda Civic Type R 2000
86	Matt WILKINS	<b>1:17.262</b>	10:51:32.294	3	Honda Civic Type R 2000
86	Matt WILKINS	<b>1:17.204</b>	11:16:30.923	10	Honda Civic Type R 2000

### Flag History

TYPE	TIME OF DAY
GREEN	10:46:03.007
RED	10:57:53.483
GREEN	11:12:12.712
FINISH	11:15:25.233

### Flag Statistics

TYPE	COUNT	TOTAL LAPS	TOTAL TIME
Green	2	10	17:04.250
Red	1	0	14:19.229
Safety Car	0	0	0.000
FCY	0	0	0.000

**750MC Tegiwa Type R Trophy**  
**RACE 4 - GRID (15 minutes)**

ROW 12	23	31	James FERGUSON	1:24.004	24	28	Joe JESSUP	1:42.072
ROW 11	21	88	Joseph EL-HAWARY	1:20.734	22	204	Kevin CHAPMAN	1:21.508
ROW 10	19	374	Kai LINDSAY	1:20.266	20	92	Adam PARKER	1:20.615
ROW 9	17	77	Luke EMMONS	1:20.135	18	66	Ross BOORMAN	1:20.218
ROW 8	15	94	Ursula JORDAN	1:19.988	16	13	Tom MACFARLANE	1:20.086
ROW 7	13	18	Matthew DUFFELL	1:19.693	14	7	Andrew IDOINE	1:19.834
ROW 6	11	61	James DELISLE	1:19.496	12	16	Adam HUNTLY	1:19.497
ROW 5	9	26	Lee RICKARD	1:19.087	10	74	Richard LINDSAY	1:19.173
ROW 4	7	24	Jake JOHNSON	1:18.740	8	12	Richard JONES	1:18.947
ROW 3	5	11	Joseph MCMULLAN	1:18.573	6	93	Joseph DALGARNO	1:18.581
ROW 2	3	15	Don DE GRAAFF	1:17.651	4	19	Oliver MUSGRAVE	1:18.474
ROW 1	1	86	Matt WILKINS	1:17.204	2	42	Trafford KING	1:17.460
<b>Pole</b>								

These results are provisional until the conclusion of any judicial and technical matters.

Castle Combe: 1.8500 miles

Clerk Of Course: Bob Honeysett

Stewards:

Timekeeper: Peter Knight







# 750MC Tegiwa Type R Trophy

## RACE 4 - CLASSIFICATION

Race Distance: 10 Laps / 18.50 miles

POS	NO	NAME	ENTRY	LAPS	TIME	GAP	DIFF	MPH	BEST	ON	GRD	↑↓
1	86	Matt WILKINS	Honda Civic Type R 2000	10	13:06.274			84.70	1:17.677	2	1	0
2	42	Trafford KING	Honda Civic Type R 2000	10	13:09.139	2.865	2.865	84.39	1:17.886	9	2	0
3	15	Don DE GRAAFF	Honda Civic Type R 2000	10	13:13.611	7.337	4.472	83.92	1:18.188	5	3	0
4	19	Oliver MUSGRAVE	Honda Civic Type R 2000	10	13:16.479	10.205	2.868	83.61	1:18.317	3	4	0
5	12	Richard JONES	Honda Civic Type R 2000	10	13:16.918	10.644	0.439	83.57	1:18.306	3	8	3
6	11	Joseph MCMULLAN	Honda Civic Type R 2000	10	13:17.580	11.306	0.662	83.50	1:18.450	3	5	-1
7	28	Joe JESSUP	Honda Civic Type R 2000	10	13:17.872	11.598	0.292	83.47	1:17.768	9	24	17
8	93*	Joseph DALGARNO	Honda Civic Type R 2000	10	13:23.149	16.875	5.277	82.92	1:18.799	4	6	-2
9	74	Richard LINDSAY	Honda Civic Type R 2000	10	13:25.436	19.162	2.287	82.68	1:18.920	9	10	1
10	24	Jake JOHNSON	Honda Civic Type R 2000	10	13:25.854	19.580	0.418	82.64	1:19.043	9	7	-3
11	26	Lee RICKARD	Honda Civic Type R 2000	10	13:26.215	19.941	0.361	82.60	1:18.927	3	9	-2
12	7	Andrew IDOINE	Honda Civic Type R 2000	10	13:32.186	25.912	5.971	82.00	1:19.610	5	14	2
13	66	Ross BOORMAN	Honda Civic Type R 2000	10	13:32.486	26.212	0.300	81.97	1:19.392	7	18	5
14	16	Adam HUNTLY	Honda Civic Type R 2000	10	13:32.917	26.643	0.431	81.92	1:19.245	4	12	-2
15	61*	James DELISLE	Honda Civic Type R 2000	10	13:36.405	30.131	3.488	81.57	1:18.727	4	11	-4
16	374	Kai LINDSAY	Honda Civic Type R 2000	10	13:40.414	34.140	4.009	81.17	1:19.758	9	19	3
17	94	Ursula JORDAN	Honda Civic Type R 2000	10	13:40.640	34.366	0.226	81.15	1:19.768	8	15	-2
18	18	Matthew DUFFELL	Honda Civic Type R 2000	10	13:42.816	36.542	2.176	80.94	1:20.062	9	13	-5
19	77	Luke EMMONS	Honda Civic Type R 2000	10	13:52.630	46.356	9.814	79.98	1:21.010	8	17	-2
20	13	Tom MACFARLANE	Honda Civic Type R 2000	10	13:53.503	47.229	0.873	79.90	1:20.971	8	16	-4
21	88	Joseph EL-HAWARY	Honda Civic Type R 2000	10	13:53.923	47.649	0.420	79.86	1:20.809	5	21	0
22	31	James FERGUSON	Honda Civic Type R 2000	10	14:12.510	1:06.236	18.587	78.12	1:22.443	10	23	1
23	204	Kevin CHAPMAN	Honda Civic Type R 2000	10	14:13.129	1:06.855	0.619	78.06	1:22.697	10	22	-1

### NOT CLASSIFIED

DNF	92	Adam PARKER	Honda Civic Type R 2000	8	11:05.176	2 Laps	2 Laps	80.09	1:20.389	5	20
-----	----	-------------	-------------------------	---	-----------	--------	--------	-------	----------	---	----

### FASTEST LAP

86	Matt WILKINS	Honda Civic Type R 2000	2	1:17.677	85.74 mph	137.98 kph
----	--------------	-------------------------	---	----------	-----------	------------

#### Comments:

\*Car No 61 - 10 second penalty - False Start - Q 12.13

\*Car No 93 - Still no working transponder - Please fit for next race - Q 12.8.1 applies.

Weather / Track : Bright / Dry

These results are provisional until the conclusion of any judicial and technical matters.

Date: 27/05/2024 Start: 15:39 Finish: 15:52

Castle Combe: 1.8500 miles

Clerk Of Course: Bob Honeysett

Stewards:

Timekeeper: Peter Knight



# 750MC Tegiwa Type R Trophy

## RACE 4 - LAP CHART

Race Distance = / 12 minutes

LAP 1 @ 15:40:29.574			LAP 2 @ 15:41:47.251			LAP 3 @ 15:43:05.160			LAP 4 @ 15:44:23.223			LAP 5 @ 15:45:41.275		
NO	BEHIND	LAP TIME	NO	BEHIND	LAP TIME	NO	BEHIND	LAP TIME	NO	BEHIND	LAP TIME	NO	BEHIND	LAP TIME
86		1:24.845	86		1:17.677	86		1:17.909	86		1:18.063	86		1:18.052
42	0.394	1:25.239	42	1.221	1:18.504	42	1.542	1:18.230	42	1.973	1:18.494	42	1.874	1:17.953
15	0.953	1:25.798	15	1.680	1:18.404	15	2.044	1:18.273	15	2.497	1:18.516	15	2.633	1:18.188
19	1.755	1:26.600	19	3.078	1:19.000	19	3.486	1:18.317	19	4.048	1:18.625	19	5.492	1:19.496
12	2.410	1:27.255	12	3.499	1:18.766	12	3.896	1:18.306	12	4.602	1:18.769	12	5.898	1:19.348
11	2.999	1:27.844	11	4.015	1:18.693	11	4.556	1:18.450	11	5.313	1:18.820	11	6.556	1:19.295
93	4.443	1:29.288	93	6.200	1:19.434	93	7.313	1:19.022	93	8.049	1:18.799	93	9.516	1:19.519
24	5.108	1:29.953	24	7.044	1:19.613	24	8.466	1:19.331	24	10.123	1:19.720	28	10.780	1:18.077
74	5.568	1:30.413	74	7.650	1:19.759	74	9.274	1:19.533	28	10.755	1:19.241	24	11.716	1:19.645
7	6.176	1:31.021	7	8.494	1:19.995	28	9.577	1:18.749	74	11.479	1:20.268	74	12.379	1:18.952
28	6.564	1:31.409	28	8.737	1:19.850	26	10.217	1:18.927	26	11.714	1:19.560	26	12.960	1:19.298
26	6.821	1:31.666	26	9.199	1:20.055	7	11.057	1:20.472	61	12.075	1:18.727	61	13.361	1:19.338
61	7.310	1:32.155	61	9.737	1:20.104	61	11.411	1:19.583	7	13.353	1:20.359	7	14.911	1:19.610
66	7.709	1:32.554	66	10.535	1:20.503	66	12.353	1:19.727	66	14.382	1:20.092	66	16.337	1:20.007
16	8.702	1:33.547	16	11.880	1:20.855	16	14.317	1:20.346	16	15.499	1:19.245	16	16.982	1:19.535
94	8.974	1:33.819	94	12.709	1:21.412	94	16.204	1:21.404	94	18.911	1:20.770	94	21.397	1:20.538
92	9.386	1:34.231	92	13.926	1:22.217	374	17.389	1:20.861	374	19.447	1:20.121	374	21.949	1:20.554
18	9.720	1:34.565	374	14.437	1:21.414	92	17.676	1:21.659	92	20.054	1:20.441	92	22.391	1:20.389
374	10.700	1:35.545	18	15.234	1:23.191	18	18.255	1:20.930	18	20.740	1:20.548	18	22.928	1:20.240
13	11.197	1:36.042	13	15.984	1:22.464	13	19.431	1:21.356	13	22.863	1:21.495	13	26.475	1:21.664
77	12.198	1:37.043	77	16.756	1:22.235	77	20.543	1:21.696	77	23.732	1:21.252	77	27.130	1:21.450
88	13.023	1:37.868	88	17.732	1:22.386	88	21.824	1:22.001	88	24.894	1:21.133	88	27.651	1:20.809
31	14.011	1:38.856	31	20.719	1:24.385	31	26.652	1:23.842	31	32.988	1:24.399	31	38.448	1:23.512
204	14.701	1:39.546	204	21.687	1:24.663	204	28.254	1:24.476	204	33.845	1:23.654	204	39.853	1:24.060



# 750MC Tegiwa Type R Trophy

## RACE 4 - LAP CHART

Race Distance = / 12 minutes

LAP 6 @ 15:46:59.071			LAP 7 @ 15:48:16.960			LAP 8 @ 15:49:34.702			LAP 9 @ 15:50:52.461			LAP 10 @ 15:52:11.003		
NO	BEHIND	LAP TIME	NO	BEHIND	LAP TIME	NO	BEHIND	LAP TIME	NO	BEHIND	LAP TIME	NO	BEHIND	LAP TIME
86		1:17.796	86		1:17.889	86		1:17.742	86		1:17.759	86		1:18.542
42	2.062	1:17.984	42	2.142	1:17.969	42	2.443	1:18.043	42	2.570	1:17.886	42	2.865	1:18.837
15	3.512	1:18.675	15	4.418	1:18.795	15	5.508	1:18.832	15	6.598	1:18.849	15	7.337	1:19.281
19	6.560	1:18.864	19	7.447	1:18.776	19	8.767	1:19.062	19	9.681	1:18.673	19	10.205	1:19.066
12	6.839	1:18.737	12	8.126	1:19.176	12	9.143	1:18.759	12	10.348	1:18.964	12	10.644	1:18.838
11	7.426	1:18.666	11	8.617	1:19.080	11	9.728	1:18.853	11	10.726	1:18.757	11	11.306	1:19.122
93	10.761	1:19.041	28	11.489	1:18.079	28	11.578	1:17.831	28	11.587	1:17.768	28	11.598	1:18.553
28	11.299	1:18.315	93	12.676	1:19.804	93	14.434	1:19.500	93	15.932	1:19.257	93	16.875	1:19.485
24	13.091	1:19.171	24	14.701	1:19.499	74	16.640	1:19.200	74	17.801	1:18.920	74	19.162	1:19.903
74	13.967	1:19.384	74	15.182	1:19.104	24	16.903	1:19.944	24	18.187	1:19.043	24	19.580	1:19.935
26	14.238	1:19.074	26	15.626	1:19.277	26	17.515	1:19.631	26	18.915	1:19.159	26	19.941	1:19.568
61	14.496	1:18.931	61	15.959	1:19.352	61	17.929	1:19.712	61	19.409	1:19.239	61	20.131	1:19.264
7	16.869	1:19.754	7	19.069	1:20.089	7	21.661	1:20.334	7	23.850	1:19.948	7	25.912	1:20.604
66	18.492	1:19.951	66	19.995	1:19.392	66	22.098	1:19.845	66	24.341	1:20.002	66	26.212	1:20.413
16	19.095	1:19.909	16	20.748	1:19.542	16	22.815	1:19.809	16	25.289	1:20.233	16	26.643	1:19.896
374	24.651	1:20.498	374	27.100	1:20.338	374	29.210	1:19.852	374	31.209	1:19.758	374	34.140	1:21.473
94	25.211	1:21.610	94	27.415	1:20.093	94	29.441	1:19.768	94	31.774	1:20.092	94	34.366	1:21.134
92	25.623	1:21.028	92	28.183	1:20.449	18	30.839	1:20.074	18	33.142	1:20.062	18	36.542	1:21.942
18	26.075	1:20.943	18	28.507	1:20.321	92	35.203	1:24.762	13	42.640	1:22.894	77	46.356	1:21.381
13	30.847	1:22.168	13	34.276	1:21.318	13	37.505	1:20.971	77	43.517	1:23.011	13	47.229	1:23.131
77	31.613	1:22.279	77	34.997	1:21.273	77	38.265	1:21.010	88	43.923	1:23.109	88	47.649	1:22.268
88	32.059	1:22.204	88	35.395	1:21.225	88	38.573	1:20.920	31	1:02.335	1:23.965	31	1:06.236	1:22.443
31	44.760	1:24.108	31	50.815	1:23.944	31	56.129	1:23.056	204	1:02.700	1:23.993	204	1:06.855	1:22.697
204	45.615	1:23.558	204	51.469	1:23.743	204	56.466	1:22.739						

# 750MC Tegiwa Type R Trophy

## RACE 4 - POSITION CHART

No	Name	Lap												
		Pos	1	2	3	4	5	6	7	8	9	10		
86	WILKINS	1	86	86	86	86	86	86	86	86	86	86	86	86
42	KING	2	42	42	42	42	42	42	42	42	42	42	42	42
15	DE GRAAFF	3	15	15	15	15	15	15	15	15	15	15	15	15
19	MUSGRAVE	4	19	19	19	19	19	19	19	19	19	19	19	19
11	MCMULLAN	5	12	12	12	12	12	12	12	12	12	12	12	12
93	DALGARNO	6	11	11	11	11	11	11	11	11	11	11	11	11
24	JOHNSON	7	93	93	93	93	93	93	28	28	28	28	28	28
12	JONES	8	24	24	24	24	28	28	93	93	93	93	93	93
26	RICKARD	9	74	74	74	28	24	24	24	74	74	74	74	74
74	LINDSAY	10	7	7	28	74	74	74	74	24	24	24	24	24
61	DELISLE	11	28	28	26	26	26	26	26	26	26	26	26	26
16	HUNTLY	12	26	26	7	61	61	61	61	61	61	61	61	61
18	DUFFELL	13	61	61	61	7	7	7	7	7	7	7	7	7
7	IDOINE	14	66	66	66	66	66	66	66	66	66	66	66	66
94	JORDAN	15	16	16	16	16	16	16	16	16	16	16	16	16
13	MACFARLANE	16	94	94	94	94	94	374	374	374	374	374	374	374
77	EMMONS	17	92	92	374	374	374	94	94	94	94	94	94	94
66	BOORMAN	18	18	374	92	92	92	92	92	18	18	18	18	18
374	LINDSAY	19	374	18	18	18	18	18	18	92	13	77	77	77
92	PARKER	20	13	13	13	13	13	13	13	13	77	13	13	13
88	EL-HAWARY	21	77	77	77	77	77	77	77	77	88	88	88	88
204	CHAPMAN	22	88	88	88	88	88	88	88	88	31	31	31	31
31	FERGUSON	23	31	31	31	31	31	31	31	31	204	204	204	204
28	JESSUP	24	204	204	204	204	204	204	204	204	204	204	204	204

# 750MC Tegiwa Type R Trophy

## RACE 4 - LAP ANALYSIS

DIFF = Difference To Personal Best Lap

P1 86 Matt WILKINS				
LAP	LAP TIME	DIFF	MPH	TIME OF DAY
1 -	1:24.845	7.168	78.49	15:40:29.574
2 -	<b>1:17.677 (1)</b>		<b>85.74</b>	<b>15:41:47.251</b>
3 -	1:17.909	0.232	85.48	15:43:05.160
4 -	1:18.063	0.386	85.31	15:44:23.223
5 -	1:18.052	0.375	85.32	15:45:41.275
6 -	1:17.796	0.119	85.60	15:46:59.071
7 -	1:17.889	0.212	85.50	15:48:16.960
8 -	1:17.742 (2)	0.065	85.66	15:49:34.702
9 -	1:17.759 (3)	0.082	85.64	15:50:52.461
10 -	1:18.542	0.865	84.79	15:52:11.003

P2 42 Trafford KING				
LAP	LAP TIME	DIFF	MPH	TIME OF DAY
1 -	1:25.239	7.353	78.13	15:40:29.968
2 -	1:18.504	0.618	84.83	15:41:48.472
3 -	1:18.230	0.344	85.13	15:43:06.702
4 -	1:18.494	0.608	84.84	15:44:25.196
5 -	1:17.953 (2)	0.067	85.43	15:45:43.149
6 -	1:17.984	0.098	85.40	15:47:01.133
7 -	1:17.969 (3)	0.083	85.41	15:48:19.102
8 -	1:18.043	0.157	85.33	15:49:37.145
9 -	<b>1:17.886 (1)</b>		<b>85.50</b>	<b>15:50:55.031</b>
10 -	1:18.837	0.951	84.47	15:52:13.868

P3 15 Don DE GRAAFF				
LAP	LAP TIME	DIFF	MPH	TIME OF DAY
1 -	1:25.798	7.610	77.62	15:40:30.527
2 -	1:18.404 (3)	0.216	84.94	15:41:48.931
3 -	1:18.273 (2)	0.085	85.08	15:43:07.204
4 -	1:18.516	0.328	84.82	15:44:25.720
5 -	<b>1:18.188 (1)</b>		<b>85.17</b>	<b>15:45:43.908</b>
6 -	1:18.675	0.487	84.65	15:47:02.583
7 -	1:18.795	0.607	84.52	15:48:21.378
8 -	1:18.832	0.644	84.48	15:49:40.210
9 -	1:18.849	0.661	84.46	15:50:59.059
10 -	1:19.281	1.093	84.00	15:52:18.340

P4 19 Oliver MUSGRAVE				
LAP	LAP TIME	DIFF	MPH	TIME OF DAY
1 -	1:26.600	8.283	76.90	15:40:31.329
2 -	1:19.000	0.683	84.30	15:41:50.329
3 -	<b>1:18.317 (1)</b>		<b>85.03</b>	<b>15:43:08.646</b>
4 -	1:18.625 (2)	0.308	84.70	15:44:27.271
5 -	1:19.496	1.179	83.77	15:45:46.767
6 -	1:18.864	0.547	84.44	15:47:05.631
7 -	1:18.776	0.459	84.54	15:48:24.407
8 -	1:19.062	0.745	84.23	15:49:43.469
9 -	1:18.673 (3)	0.356	84.65	15:51:02.142
10 -	1:19.066	0.749	84.23	15:52:21.208

P5 12 Richard JONES				
LAP	LAP TIME	DIFF	MPH	TIME OF DAY
1 -	1:27.255	8.949	76.32	15:40:31.984
2 -	1:18.766	0.460	84.55	15:41:50.750
3 -	<b>1:18.306 (1)</b>		<b>85.05</b>	<b>15:43:09.056</b>
4 -	1:18.769	0.463	84.55	15:44:27.825
5 -	1:19.348	1.042	83.93	15:45:47.173
6 -	1:18.737 (2)	0.431	84.58	15:47:05.910
7 -	1:19.176	0.870	84.11	15:48:25.086

DIFF = Difference To Personal Best Lap

8 -	1:18.759 (3)	0.453	84.56	15:49:43.845
9 -	1:18.964	0.658	84.34	15:51:02.809
10 -	1:18.838	0.532	84.47	15:52:21.647

P6 11 Joseph MCMULLAN				
LAP	LAP TIME	DIFF	MPH	TIME OF DAY
1 -	1:27.844	9.394	75.81	15:40:32.573
2 -	1:18.693 (3)	0.243	84.63	15:41:51.266
3 -	<b>1:18.450 (1)</b>		<b>84.89</b>	<b>15:43:09.716</b>
4 -	1:18.820	0.370	84.49	15:44:28.536
5 -	1:19.295	0.845	83.99	15:45:47.831
6 -	1:18.666 (2)	0.216	84.66	15:47:06.497
7 -	1:19.080	0.630	84.21	15:48:25.577
8 -	1:18.853	0.403	84.46	15:49:44.430
9 -	1:18.757	0.307	84.56	15:51:03.187
10 -	1:19.122	0.672	84.17	15:52:22.309

P7 28 Joe JESSUP				
LAP	LAP TIME	DIFF	MPH	TIME OF DAY
1 -	1:31.409	13.641	72.85	15:40:36.138
2 -	1:19.850	2.082	83.40	15:41:55.988
3 -	1:18.749	0.981	84.57	15:43:14.737
4 -	1:19.241	1.473	84.04	15:44:33.978
5 -	1:18.077 (3)	0.309	85.30	15:45:52.055
6 -	1:18.315	0.547	85.04	15:47:10.370
7 -	1:18.079	0.311	85.29	15:48:28.449
8 -	1:17.831 (2)	0.063	85.57	15:49:46.280
9 -	<b>1:17.768 (1)</b>		<b>85.63</b>	<b>15:51:04.048</b>
10 -	1:18.553	0.785	84.78	15:52:22.601

P8 93 Joseph DALGARNO				
LAP	LAP TIME	DIFF	MPH	TIME OF DAY
1 -	1:29.288	10.489	74.59	15:40:34.017
2 -	1:19.434	0.635	83.84	15:41:53.451
3 -	1:19.022 (2)	0.223	84.28	15:43:12.473
4 -	<b>1:18.799 (1)</b>		<b>84.51</b>	<b>15:44:31.272</b>
5 -	1:19.519	0.720	83.75	15:45:50.791
6 -	1:19.041 (3)	0.242	84.26	15:47:09.832
7 -	1:19.804	1.005	83.45	15:48:29.636
8 -	1:19.500	0.701	83.77	15:49:49.136
9 -	1:19.257	0.458	84.03	15:51:08.393
10 -	1:19.485	0.686	83.78	15:52:27.878

P9 74 Richard LINDSAY				
LAP	LAP TIME	DIFF	MPH	TIME OF DAY
1 -	1:30.413	11.493	73.66	15:40:35.142
2 -	1:19.759	0.839	83.50	15:41:54.901
3 -	1:19.533	0.613	83.73	15:43:14.434
4 -	1:20.268	1.348	82.97	15:44:34.702
5 -	1:18.952 (2)	0.032	84.35	15:45:53.654
6 -	1:19.384	0.464	83.89	15:47:13.038
7 -	1:19.104 (3)	0.184	84.19	15:48:32.142
8 -	1:19.200	0.280	84.09	15:49:51.342
9 -	<b>1:18.920 (1)</b>		<b>84.38</b>	<b>15:51:10.262</b>
10 -	1:19.903	0.983	83.35	15:52:30.165

P10 24 Jake JOHNSON				
LAP	LAP TIME	DIFF	MPH	TIME OF DAY
1 -	1:29.953	10.910	74.03	15:40:34.682
2 -	1:19.613	0.570	83.65	15:41:54.295
3 -	1:19.331 (3)	0.288	83.95	15:43:13.626

# 750MC Tegiwa Type R Trophy

## RACE 4 - LAP ANALYSIS

DIFF = Difference To Personal Best Lap

4 -	1:19.720	0.677	83.54	15:44:33.346
5 -	1:19.645	0.602	83.62	15:45:52.991
6 -	1:19.171 (2)	0.128	84.12	15:47:12.162
7 -	1:19.499	0.456	83.77	15:48:31.661
8 -	1:19.944	0.901	83.30	15:49:51.605
<b>9 -</b>	<b>1:19.043 (1)</b>		<b>84.25</b>	<b>15:51:10.648</b>
10 -	1:19.935	0.892	83.31	15:52:30.583

### P11 26 Lee RICKARD

LAP	LAP TIME	DIFF	MPH	TIME OF DAY
1 -	1:31.666	12.739	72.65	15:40:36.395
2 -	1:20.055	1.128	83.19	15:41:56.450
<b>3 -</b>	<b>1:18.927 (1)</b>		<b>84.38</b>	<b>15:43:15.377</b>
4 -	1:19.560	0.633	83.71	15:44:34.937
5 -	1:19.298	0.371	83.98	15:45:54.235
6 -	1:19.074 (2)	0.147	84.22	15:47:13.309
7 -	1:19.277	0.350	84.00	15:48:32.586
8 -	1:19.631	0.704	83.63	15:49:52.217
9 -	1:19.159 (3)	0.232	84.13	15:51:11.376
10 -	1:19.568	0.641	83.70	15:52:30.944

### P12 7 Andrew IDOINE

LAP	LAP TIME	DIFF	MPH	TIME OF DAY
1 -	1:31.021	11.411	73.17	15:40:35.750
2 -	1:19.995	0.385	83.25	15:41:55.745
3 -	1:20.472	0.862	82.76	15:43:16.217
4 -	1:20.359	0.749	82.87	15:44:36.576
<b>5 -</b>	<b>1:19.610 (1)</b>		<b>83.65</b>	<b>15:45:56.186</b>
6 -	1:19.754 (2)	0.144	83.50	15:47:15.940
7 -	1:20.089	0.479	83.15	15:48:36.029
8 -	1:20.334	0.724	82.90	15:49:56.363
9 -	1:19.948 (3)	0.338	83.30	15:51:16.311
10 -	1:20.604	0.994	82.62	15:52:36.915

### P13 66 Ross BOORMAN

LAP	LAP TIME	DIFF	MPH	TIME OF DAY
1 -	1:32.554	13.162	71.95	15:40:37.283
2 -	1:20.503	1.111	82.73	15:41:57.786
3 -	1:19.727 (2)	0.335	83.53	15:43:17.513
4 -	1:20.092	0.700	83.15	15:44:37.605
5 -	1:20.007	0.615	83.24	15:45:57.612
6 -	1:19.951	0.559	83.30	15:47:17.563
<b>7 -</b>	<b>1:19.392 (1)</b>		<b>83.88</b>	<b>15:48:36.955</b>
8 -	1:19.845 (3)	0.453	83.41	15:49:56.800
9 -	1:20.002	0.610	83.24	15:51:16.802
10 -	1:20.413	1.021	82.82	15:52:37.215

### P14 16 Adam HUNTLY

LAP	LAP TIME	DIFF	MPH	TIME OF DAY
1 -	1:33.547	14.302	71.19	15:40:38.276
2 -	1:20.855	1.610	82.37	15:41:59.131
3 -	1:20.346	1.101	82.89	15:43:19.477
<b>4 -</b>	<b>1:19.245 (1)</b>		<b>84.04</b>	<b>15:44:38.722</b>
5 -	1:19.535 (2)	0.290	83.73	15:45:58.257
6 -	1:19.909	0.664	83.34	15:47:18.166
7 -	1:19.542 (3)	0.297	83.72	15:48:37.708
8 -	1:19.809	0.564	83.44	15:49:57.517
9 -	1:20.233	0.988	83.00	15:51:17.750
10 -	1:19.896	0.651	83.35	15:52:37.646

DIFF = Difference To Personal Best Lap

P15 61 James DELISLE				
LAP	LAP TIME	DIFF	MPH	TIME OF DAY
1 -	1:32.155	13.428	72.26	15:40:36.884
2 -	1:20.104	1.377	83.14	15:41:56.988
3 -	1:19.583	0.856	83.68	15:43:16.571
<b>4 -</b>	<b>1:18.727 (1)</b>		<b>84.59</b>	<b>15:44:35.298</b>
5 -	1:19.338	0.611	83.94	15:45:54.636
6 -	1:18.931 (2)	0.204	84.37	15:47:13.567
7 -	1:19.352	0.625	83.93	15:48:32.919
8 -	1:19.712	0.985	83.55	15:49:52.631
9 -	1:19.239 (3)	0.512	84.04	15:51:11.870
10 -	1:19.264	0.537	84.02	15:52:31.134

### P16 374 Kai LINDSAY

LAP	LAP TIME	DIFF	MPH	TIME OF DAY
1 -	1:35.545	15.787	69.70	15:40:40.274
2 -	1:21.414	1.656	81.80	15:42:01.688
3 -	1:20.861	1.103	82.36	15:43:22.549
4 -	1:20.121 (3)	0.363	83.12	15:44:42.670
5 -	1:20.554	0.796	82.67	15:46:03.224
6 -	1:20.498	0.740	82.73	15:47:23.722
7 -	1:20.338	0.580	82.90	15:48:44.060
8 -	1:19.852 (2)	0.094	83.40	15:50:03.912
<b>9 -</b>	<b>1:19.758 (1)</b>		<b>83.50</b>	<b>15:51:23.670</b>
10 -	1:21.473	1.715	81.74	15:52:45.143

### P17 94 Ursula JORDAN

LAP	LAP TIME	DIFF	MPH	TIME OF DAY
1 -	1:33.819	14.051	70.98	15:40:38.548
2 -	1:21.412	1.644	81.80	15:41:59.960
3 -	1:21.404	1.636	81.81	15:43:21.364
4 -	1:20.770	1.002	82.45	15:44:42.134
5 -	1:20.538	0.770	82.69	15:46:02.672
6 -	1:21.610	1.842	81.60	15:47:24.282
7 -	1:20.093 (3)	0.325	83.15	15:48:44.375
<b>8 -</b>	<b>1:19.768 (1)</b>		<b>83.49</b>	<b>15:50:04.143</b>
9 -	1:20.092 (2)	0.324	83.15	15:51:24.235
10 -	1:21.134	1.366	82.08	15:52:45.369

### P18 18 Matthew DUFFELL

LAP	LAP TIME	DIFF	MPH	TIME OF DAY
1 -	1:34.565	14.503	70.42	15:40:39.294
2 -	1:23.191	3.129	80.05	15:42:02.485
3 -	1:20.930	0.868	82.29	15:43:23.415
4 -	1:20.548	0.486	82.68	15:44:43.963
5 -	1:20.240 (3)	0.178	83.00	15:46:04.203
6 -	1:20.943	0.881	82.28	15:47:25.146
7 -	1:20.321	0.259	82.91	15:48:45.467
8 -	1:20.074 (2)	0.012	83.17	15:50:05.541
<b>9 -</b>	<b>1:20.062 (1)</b>		<b>83.18</b>	<b>15:51:25.603</b>
10 -	1:21.942	1.880	81.27	15:52:47.545

### P19 77 Luke EMMONS

LAP	LAP TIME	DIFF	MPH	TIME OF DAY
1 -	1:37.043	16.033	68.62	15:40:41.772
2 -	1:22.235	1.225	80.98	15:42:04.007
3 -	1:21.696	0.686	81.52	15:43:25.703
4 -	1:21.252 (2)	0.242	81.96	15:44:46.955
5 -	1:21.450	0.440	81.76	15:46:08.405
6 -	1:22.279	1.269	80.94	15:47:30.684
7 -	1:21.273 (3)	0.263	81.94	15:48:51.957

# 750MC Tegiwa Type R Trophy

## RACE 4 - LAP ANALYSIS

DIFF = Difference To Personal Best Lap

8 -	<b>1:21.010 (1)</b>		<b>82.21</b>	<b>15:50:12.967</b>
9 -	1:23.011	2.001	80.23	15:51:35.978
10 -	1:21.381	0.371	81.83	15:52:57.359

DIFF = Difference To Personal Best Lap

4 -	1:20.441 (2)	0.052	82.79	15:44:43.277
5 -	<b>1:20.389 (1)</b>		<b>82.84</b>	<b>15:46:03.666</b>
6 -	1:21.028	0.639	82.19	15:47:24.694
7 -	1:20.449 (3)	0.060	82.78	15:48:45.143
8 -	1:24.762	4.373	78.57	15:50:09.905

### P20 13 Tom MACFARLANE

LAP	LAP TIME	DIFF	MPH	TIME OF DAY
1 -	1:36.042	15.071	69.34	15:40:40.771
2 -	1:22.464	1.493	80.76	15:42:03.235
3 -	1:21.356 (3)	0.385	81.86	15:43:24.591
4 -	1:21.495	0.524	81.72	15:44:46.086
5 -	1:21.664	0.693	81.55	15:46:07.750
6 -	1:22.168	1.197	81.05	15:47:29.918
7 -	1:21.318 (2)	0.347	81.90	15:48:51.236
8 -	<b>1:20.971 (1)</b>		<b>82.25</b>	<b>15:50:12.207</b>
9 -	1:22.894	1.923	80.34	15:51:35.101
10 -	1:23.131	2.160	80.11	15:52:58.232

### P21 88 Joseph EL-HAWARY

LAP	LAP TIME	DIFF	MPH	TIME OF DAY
1 -	1:37.868	17.059	68.05	15:40:42.597
2 -	1:22.386	1.577	80.83	15:42:04.983
3 -	1:22.001	1.192	81.21	15:43:26.984
4 -	1:21.133 (3)	0.324	82.08	15:44:48.117
5 -	<b>1:20.809 (1)</b>		<b>82.41</b>	<b>15:46:08.926</b>
6 -	1:22.204	1.395	81.01	15:47:31.130
7 -	1:21.225	0.416	81.99	15:48:52.355
8 -	1:20.920 (2)	0.111	82.30	15:50:13.275
9 -	1:23.109	2.300	80.13	15:51:36.384
10 -	1:22.268	1.459	80.95	15:52:58.652

### P22 31 James FERGUSON

LAP	LAP TIME	DIFF	MPH	TIME OF DAY
1 -	1:38.856	16.413	67.37	15:40:43.585
2 -	1:24.385	1.942	78.92	15:42:07.970
3 -	1:23.842	1.399	79.43	15:43:31.812
4 -	1:24.399	1.956	78.91	15:44:56.211
5 -	1:23.512 (3)	1.069	79.74	15:46:19.723
6 -	1:24.108	1.665	79.18	15:47:43.831
7 -	1:23.944	1.501	79.33	15:49:07.775
8 -	1:23.056 (2)	0.613	80.18	15:50:30.831
9 -	1:23.965	1.522	79.31	15:51:54.796
10 -	<b>1:22.443 (1)</b>		<b>80.78</b>	<b>15:53:17.239</b>

### P23 204 Kevin CHAPMAN

LAP	LAP TIME	DIFF	MPH	TIME OF DAY
1 -	1:39.546	16.849	66.90	15:40:44.275
2 -	1:24.663	1.966	78.66	15:42:08.938
3 -	1:24.476	1.779	78.83	15:43:33.414
4 -	1:23.654	0.957	79.61	15:44:57.068
5 -	1:24.060	1.363	79.22	15:46:21.128
6 -	1:23.558 (3)	0.861	79.70	15:47:44.686
7 -	1:23.743	1.046	79.52	15:49:08.429
8 -	1:22.739 (2)	0.042	80.49	15:50:31.168
9 -	1:23.993	1.296	79.29	15:51:55.161
10 -	<b>1:22.697 (1)</b>		<b>80.53</b>	<b>15:53:17.858</b>

### P24 92 Adam PARKER

LAP	LAP TIME	DIFF	MPH	TIME OF DAY
1 -	1:34.231	13.842	70.67	15:40:38.960
2 -	1:22.217	1.828	81.00	15:42:01.177
3 -	1:21.659	1.270	81.55	15:43:22.836

# 750MC Tegiwa Type R Trophy

## RACE 4 - STATISTICS

**Competitors Started** 24  
**Planned Start** 2024-05-27 @ 14:35:00.000  
**Actual Start** 2024-05-27 @ 15:39:04.728  
**Finish Time** 2024-05-27 @ 15:52:05.162  
**Track Length** 1.8500mi.  
**Total Laps** 238  
**Total Distance Covered** 440.3020mi.

### Session Fastest Lap History

NO	NAME	LAP TIME	TIME OF DAY	LAP	VEHICLE
86	Matt WILKINS	<b>1:24.845</b>	15:40:29.570	1	Honda Civic Type R 2000
86	Matt WILKINS	<b>1:17.677</b>	15:41:47.248	2	Honda Civic Type R 2000

### Session Leader History

NO	NAME	FROM LAP	LAPS LED	DISTANCE	VEHICLE
86	Matt WILKINS	1	10	18.50 miles	Honda Civic Type R 2000

### Flag History

TYPE	TIME OF DAY
GREEN	15:39:04.728
FINISH	15:52:05.162

### Flag Statistics

TYPE	COUNT	TOTAL LAPS	TOTAL TIME
Green	1	10	14:54.017
Red	0	0	0.000
Safety Car	0	0	0.000
FCY	0	0	0.000



**750MC Tegiwa Type R Trophy**  
**RACE 10 - GRID (15 minutes)**

ROW 12	23	<b>204</b> Kevin CHAPMAN	24	<b>92</b> Adam PARKER
ROW 11	21	<b>88</b> Joseph EL-HAWARY	22	<b>31</b> James FERGUSON
ROW 10	19	<b>77</b> Luke EMMONS	20	<b>13</b> Tom MACFARLANE
ROW 9	17	<b>94</b> Ursula JORDAN	18	<b>18</b> Matthew DUFFELL
ROW 8	15	<b>61</b> James DELISLE	16	<b>374</b> Kai LINDSAY
ROW 7	13	<b>66</b> Ross BOORMAN	14	<b>16</b> Adam HUNTLY
ROW 6	11	<b>26</b> Lee RICKARD	12	<b>7</b> Andrew IDOINE
ROW 5	9	<b>42</b> Trafford KING	10	<b>86</b> Matt WILKINS
ROW 4	7	<b>19</b> Oliver MUSGRAVE	8	<b>15</b> Don DE GRAAFF
ROW 3	5	<b>11</b> Joseph MCMULLAN	6	<b>12</b> Richard JONES
ROW 2	3	<b>93</b> Joseph DALGARNO	4	<b>28</b> Joe JESSUP
ROW 1	1	<b>24</b> Jake JOHNSON	2	<b>74</b> Richard LINDSAY
<b>Pole</b>				

These results are provisional until the conclusion of any judicial and technical matters.

Castle Combe: 1.8500 miles

Clerk Of Course: Bob Honeysett

Stewards:

Timekeeper: Peter Knight





**750MC Tegiwa Type R Trophy**  
**RACE 10 - CLASSIFICATION**  
 Race Distance: 12 Laps / 22.20 miles

POS	NO	NAME	ENTRY	LAPS	TIME	GAP	DIFF	MPH	BEST	ON	GRD	↑↓
1	28	Joe JESSUP	Honda Civic Type R 2000	12	15:40.837			84.94	1:17.169	12	4	3
2	86	Matt WILKINS	Honda Civic Type R 2000	12	15:41.739	0.902	0.902	84.86	1:16.932	5	10	8
3	42	Trafford KING	Honda Civic Type R 2000	12	15:48.053	7.216	6.314	84.29	1:18.059	6	9	6
4	15	Don DE GRAAFF	Honda Civic Type R 2000	12	15:50.024	9.187	1.971	84.12	1:17.985	5	8	4
5	11	Joseph MCMULLAN	Honda Civic Type R 2000	12	15:53.284	12.447	3.260	83.83	1:17.615	8	5	0
6	12	Richard JONES	Honda Civic Type R 2000	12	15:56.835	15.998	3.551	83.52	1:18.359	6	6	0
7	19	Oliver MUSGRAVE	Honda Civic Type R 2000	12	15:57.364	16.527	0.529	83.47	1:18.402	8	7	0
8	74*	Richard LINDSAY	Honda Civic Type R 2000	12	15:59.340	18.503	1.976	83.30	1:17.997	3	2	-6
9	24	Jake JOHNSON	Honda Civic Type R 2000	12	16:01.800	20.963	2.460	83.09	1:18.722	3	1	-8
10	26	Lee RICKARD	Honda Civic Type R 2000	12	16:03.504	22.667	1.704	82.94	1:18.766	10	11	1
11	61	James DELISLE	Honda Civic Type R 2000	12	16:03.665	22.828	0.161	82.93	1:18.546	5	15	4
12	94	Ursula JORDAN	Honda Civic Type R 2000	12	16:08.709	27.872	5.044	82.50	1:19.038	11	17	5
13	66	Ross BOORMAN	Honda Civic Type R 2000	12	16:09.069	28.232	0.360	82.47	1:19.037	11	13	0
14	13	Tom MACFARLANE	Honda Civic Type R 2000	12	16:12.835	31.998	3.766	82.15	1:19.298	8	20	6
15	18	Matthew DUFFELL	Honda Civic Type R 2000	12	16:13.311	32.474	0.476	82.11	1:19.018	7	18	3
16	77	Luke EMMONS	Honda Civic Type R 2000	12	16:13.608	32.771	0.297	82.08	1:19.238	9	19	3
17	7	Andrew IDOINE	Honda Civic Type R 2000	12	16:20.086	39.249	6.478	81.54	1:19.342	10	12	-5
18	16	Adam HUNTLY	Honda Civic Type R 2000	12	16:33.210	52.373	13.124	80.46	1:19.866	10	14	-4
19	374	Kai LINDSAY	Honda Civic Type R 2000	12	16:33.566	52.729	0.356	80.43	1:18.896	4	16	-3
20	88	Joseph EL-HAWARY	Honda Civic Type R 2000	12	16:34.324	53.487	0.758	80.37	1:20.145	9	21	1
21	31	James FERGUSON	Honda Civic Type R 2000	12	17:04.467	1:23.630	30.143	78.01	1:23.289	9	22	1

NOT CLASSIFIED

DNF	93	Joseph DALGARNO	Honda Civic Type R 2000	2	5:25.451	10 Laps	10 Laps	40.92				3
-----	----	-----------------	-------------------------	---	----------	---------	---------	-------	--	--	--	---

NOT STARTED

NS	204	Kevin CHAPMAN	Honda Civic Type R 2000									23
NS	92	Adam PARKER	Honda Civic Type R 2000									24

FASTEST LAP

	86	Matt WILKINS	Honda Civic Type R 2000	5	1:16.932			86.57 mph				139.32 kph
--	----	--------------	-------------------------	---	----------	--	--	-----------	--	--	--	------------

Comments:

\*Car No 74 - 10 second penalty - False Start.

Weather / Track : Bright / Dry

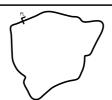
These results are provisional until the conclusion of any judicial and technical matters.

Date: 27/05/2024 Start: 17:56 Finish: 18:12  
 Castle Combe: 1.8500 miles

Clerk Of Course: Bob Honeysett

Stewards:

Timekeeper: Peter Knight



# 750MC Tegiwa Type R Trophy

## RACE 10 - LAP CHART

Race Distance = / 15 minutes

LAP 1 @ 17:57:47.366			LAP 2 @ 17:59:05.997			LAP 3 @ 18:00:24.019			LAP 4 @ 18:01:41.788			LAP 5 @ 18:02:59.546		
NO	BEHIND	LAP TIME	NO	BEHIND	LAP TIME	NO	BEHIND	LAP TIME	NO	BEHIND	LAP TIME	NO	BEHIND	LAP TIME
74		1:25.245	28		1:18.355	28		1:18.022	28		1:17.769	28		1:17.758
28	0.276	1:25.521	74	0.663	1:19.294	74	0.638	1:17.997	74	0.901	1:18.032	74	1.248	1:18.105
24	1.413	1:26.658	42	1.708	1:18.782	42	2.076	1:18.390	86	2.710	1:18.290	86	1.884	1:16.932
42	1.557	1:26.802	86	2.041	1:18.148	86	2.189	1:18.170	42	3.110	1:18.803	42	3.413	1:18.061
86	2.524	1:27.769	24	2.790	1:20.008	24	3.490	1:18.722	15	4.685	1:18.590	15	4.912	1:17.985
12	3.410	1:28.655	15	3.699	1:18.474	15	3.864	1:18.187	93	2 Laps	3:33.670 P	11	6.942	1:18.531
11	3.634	1:28.879	12	4.319	1:19.540	12	4.761	1:18.464	12	5.813	1:18.821	12	7.636	1:19.581
15	3.856	1:29.101	11	4.669	1:19.666	11	5.129	1:18.482	11	6.169	1:18.809	19	8.809	1:19.578
19	4.269	1:29.514	19	5.270	1:19.632	19	5.875	1:18.627	19	6.989	1:18.883	24	9.085	1:19.298
374	4.565	1:29.810	374	5.714	1:19.780	374	7.101	1:19.409	24	7.545	1:21.824	374	9.999	1:19.529
7	4.873	1:30.118	7	6.170	1:19.928	7	7.815	1:19.667	374	8.228	1:18.896	26	11.677	1:18.767
94	5.493	1:30.738	26	6.487	1:19.376	26	8.001	1:19.536	26	10.668	1:20.436	61	11.895	1:18.546
26	5.742	1:30.987	94	7.207	1:20.345	94	8.492	1:19.307	61	11.107	1:20.193	66	15.604	1:20.097
66	6.051	1:31.296	66	7.405	1:19.985	61	8.683	1:19.014	66	13.265	1:21.601	94	16.224	1:20.366
61	6.354	1:31.599	61	7.691	1:19.968	66	9.433	1:20.050	94	13.616	1:22.893	13	17.097	1:20.690
13	6.856	1:32.101	13	8.450	1:20.225	13	10.298	1:19.870	13	14.165	1:21.636	77	17.566	1:20.818
77	7.840	1:33.085	77	9.814	1:20.605	77	11.789	1:19.997	77	14.506	1:20.486	18	19.521	1:21.638
16	8.465	1:33.710	16	10.312	1:20.478	16	12.500	1:20.210	16	14.893	1:20.162	7	24.332	1:20.063
18	8.927	1:34.172	18	10.910	1:20.614	18	13.116	1:20.228	18	15.641	1:20.294	16	31.706	1:34.571
88	9.927	1:35.172	88	12.810	1:21.514	88	15.187	1:20.399	7	22.027	1:31.981	88	34.223	1:26.521
31	13.154	1:38.399	31	19.890	1:25.367	31	26.765	1:24.897	88	25.460	1:28.042	31	39.331	1:23.462
93	26.536	1:51.781 P							31	33.627	1:24.631			



# 750MC Tegiwa Type R Trophy

## RACE 10 - LAP CHART

Race Distance = / 15 minutes

LAP 6 @ 18:04:17.155			LAP 7 @ 18:05:34.861			LAP 8 @ 18:06:52.439			LAP 9 @ 18:08:10.513			LAP 10 @ 18:09:28.057		
NO	BEHIND	LAP TIME	NO	BEHIND	LAP TIME	NO	BEHIND	LAP TIME	NO	BEHIND	LAP TIME	NO	BEHIND	LAP TIME
28		1:17.609	28		1:17.706	28		1:17.578	28		1:18.074	28		1:17.544
86	1.267	1:16.992	86	0.622	1:17.061	86	0.416	1:17.372	86	0.286	1:17.944	86	0.388	1:17.646
74	2.069	1:18.430	42	4.345	1:18.188	42	4.912	1:18.145	42	4.921	1:18.083	42	5.709	1:18.332
42	3.863	1:18.059	74	4.949	1:20.586	74	5.614	1:18.243	74	5.593	1:18.053	74	6.453	1:18.404
15	5.342	1:18.039	15	5.974	1:18.338	15	6.401	1:18.005	15	6.572	1:18.245	15	7.262	1:18.234
11	7.597	1:18.264	11	8.253	1:18.362	11	8.290	1:17.615	11	8.956	1:18.740	11	10.291	1:18.879
12	8.386	1:18.359	12	9.849	1:19.169	12	11.222	1:18.951	12	11.614	1:18.466	12	13.059	1:18.989
19	9.771	1:18.571	19	11.075	1:19.010	19	11.899	1:18.402	19	12.453	1:18.628	19	13.559	1:18.650
24	10.372	1:18.896	24	11.473	1:18.807	24	13.866	1:19.971	24	15.279	1:19.487	24	17.081	1:19.346
26	13.348	1:19.280	26	14.573	1:18.931	61	16.286	1:19.060	26	17.636	1:18.911	26	18.858	1:18.766
61	13.558	1:19.272	61	14.804	1:18.952	26	16.799	1:19.804	61	17.851	1:19.639	61	19.098	1:18.791
66	17.560	1:19.565	94	19.549	1:19.432	94	21.304	1:19.333	94	22.840	1:19.610	94	24.443	1:19.147
94	17.823	1:19.208	66	20.142	1:20.288	66	22.047	1:19.483	66	23.065	1:19.092	66	24.710	1:19.189
13	19.426	1:19.938	13	21.675	1:19.955	13	23.395	1:19.298	13	24.918	1:19.597	13	27.088	1:19.714
77	20.356	1:20.399	77	22.292	1:19.642	77	24.448	1:19.734	77	25.612	1:19.238	77	27.617	1:19.549
18	21.440	1:19.528	18	22.752	1:19.018	18	24.679	1:19.505	18	26.210	1:19.605	18	27.800	1:19.134
7	26.227	1:19.504	7	28.656	1:20.135	7	30.927	1:19.849	7	32.481	1:19.628	7	34.279	1:19.342
374	33.107	1:40.717	374	37.257	1:21.856	16	40.994	1:20.815	16	43.095	1:20.175	16	45.417	1:19.866
16	35.044	1:20.947	16	37.757	1:20.419	374	41.842	1:22.163	374	44.318	1:20.550	374	47.302	1:20.528
88	37.099	1:20.485	88	39.774	1:20.381	88	42.619	1:20.423	88	44.690	1:20.145	88	47.903	1:20.757
31	46.314	1:24.592	31	52.057	1:23.449	31	58.219	1:23.740	31	1:03.434	1:23.289	31	1:09.695	1:23.805



**750MC Tegiwa Type R Trophy**

**RACE 10 - LAP CHART**

Race Distance = / 15 minutes

LAP 11 @ 18:10:45.789			LAP 12 @ 18:12:02.958		
NO	BEHIND	LAP TIME	NO	BEHIND	LAP TIME
28		1:17.732	28		1:17.169
86	0.377	1:17.721	86	0.902	1:17.694
42	6.129	1:18.152	42	7.216	1:18.256
74	7.040	1:18.319	74	8.503	1:18.632
15	8.085	1:18.555	15	9.187	1:18.271
11	11.293	1:18.734	11	12.447	1:18.323
12	14.378	1:19.051	12	15.998	1:18.789
19	15.151	1:19.324	19	16.527	1:18.545
24	18.894	1:19.545	24	20.963	1:19.238
26	20.685	1:19.559	26	22.667	1:19.151
61	20.849	1:19.483	61	22.828	1:19.148
94	25.749	1:19.038	94	27.872	1:19.292
66	26.015	1:19.037	66	28.232	1:19.386
13	29.235	1:19.879	13	31.998	1:19.932
18	29.601	1:19.533	18	32.474	1:20.042
77	30.403	1:20.518	77	32.771	1:19.537
7	36.958	1:20.411	7	39.249	1:19.460
16	48.628	1:20.943	16	52.373	1:20.914
374	49.942	1:20.372	374	52.729	1:19.956
88	50.483	1:20.312	88	53.487	1:20.173
31	1:15.944	1:23.981	31	1:23.630	1:24.855

# 750MC Tegiwa Type R Trophy

## RACE 10 - POSITION CHART

No	Name	Lap												
		Pos	1	2	3	4	5	6	7	8	9	10	11	12
24	JOHNSON	1	74	28	28	28	28	28	28	28	28	28	28	28
74	LINDSAY	2	28	74	74	74	74	86	86	86	86	86	86	86
93	DALGARNO	3	24	42	42	86	86	74	42	42	42	42	42	42
28	JESSUP	4	42	86	86	42	42	42	74	74	74	74	74	74
11	MCMULLAN	5	86	24	24	15	15	15	15	15	15	15	15	15
12	JONES	6	12	15	15	12	11	11	11	11	11	11	11	11
19	MUSGRAVE	7	11	12	12	11	12	12	12	12	12	12	12	12
15	DE GRAAFF	8	15	11	11	19	19	19	19	19	19	19	19	19
42	KING	9	19	19	19	24	24	24	24	24	24	24	24	24
86	WILKINS	10	374	374	374	374	374	26	26	61	26	26	26	26
26	RICKARD	11	7	7	7	26	26	61	61	26	61	61	61	61
7	IDOINE	12	94	26	26	61	61	66	94	94	94	94	94	94
66	BOORMAN	13	26	94	94	66	66	94	66	66	66	66	66	66
16	HUNTLY	14	66	66	61	94	94	13	13	13	13	13	13	13
61	DELISLE	15	61	61	66	13	13	77	77	77	77	77	18	18
374	LINDSAY	16	13	13	13	77	77	18	18	18	18	18	77	77
94	JORDAN	17	77	77	77	16	18	7	7	7	7	7	7	7
18	DUFFELL	18	16	16	16	18	7	374	374	16	16	16	16	16
77	EMMONS	19	18	18	18	7	16	16	16	374	374	374	374	374
13	MACFARLANE	20	88	88	88	88	88	88	88	88	88	88	88	88
88	EL-HAWARY	21	31	31	31	31	31	31	31	31	31	31	31	31
31	FERGUSON	22	93	93										
204	CHAPMAN	23												
92	PARKER	24												

# 750MC Tegiwa Type R Trophy

## RACE 10 - LAP ANALYSIS

DIFF = Difference To Personal Best Lap

P1 28 Joe JESSUP				
LAP	LAP TIME	DIFF	MPH	TIME OF DAY
1 -	1:25.521	8.352	77.87	17:57:47.642
2 -	1:18.355	1.186	84.99	17:59:05.997
3 -	1:18.022	0.853	85.36	18:00:24.019
4 -	1:17.769	0.600	85.63	18:01:41.788
5 -	1:17.758	0.589	85.65	18:02:59.546
6 -	1:17.609	0.440	85.81	18:04:17.155
7 -	1:17.706	0.537	85.70	18:05:34.861
8 -	1:17.578 (3)	0.409	85.84	18:06:52.439
9 -	1:18.074	0.905	85.30	18:08:10.513
10 -	1:17.544 (2)	0.375	85.88	18:09:28.057
11 -	1:17.732	0.563	85.67	18:10:45.789
12 -	<b>1:17.169 (1)</b>		<b>86.30</b>	<b>18:12:02.958</b>

P2 86 Matt WILKINS				
LAP	LAP TIME	DIFF	MPH	TIME OF DAY
1 -	1:27.769	10.837	75.88	17:57:49.890
2 -	1:18.148	1.216	85.22	17:59:08.038
3 -	1:18.170	1.238	85.19	18:00:26.208
4 -	1:18.290	1.358	85.06	18:01:44.498
5 -	<b>1:16.932 (1)</b>		<b>86.57</b>	<b>18:03:01.430</b>
6 -	1:16.992 (2)	0.060	86.50	18:04:18.422
7 -	1:17.061 (3)	0.129	86.42	18:05:35.483
8 -	1:17.372	0.440	86.07	18:06:52.855
9 -	1:17.944	1.012	85.44	18:08:10.799
10 -	1:17.646	0.714	85.77	18:09:28.445
11 -	1:17.721	0.789	85.69	18:10:46.166
12 -	1:17.694	0.762	85.72	18:12:03.860

P3 42 Trafford KING				
LAP	LAP TIME	DIFF	MPH	TIME OF DAY
1 -	1:26.802	8.743	76.72	17:57:48.923
2 -	1:18.782	0.723	84.53	17:59:07.705
3 -	1:18.390	0.331	84.96	18:00:26.095
4 -	1:18.803	0.744	84.51	18:01:44.898
5 -	1:18.061 (2)	0.002	85.31	18:03:02.959
6 -	<b>1:18.059 (1)</b>		<b>85.32</b>	<b>18:04:21.018</b>
7 -	1:18.188	0.129	85.17	18:05:39.206
8 -	1:18.145	0.086	85.22	18:06:57.351
9 -	1:18.083 (3)	0.024	85.29	18:08:15.434
10 -	1:18.332	0.273	85.02	18:09:33.766
11 -	1:18.152	0.093	85.21	18:10:51.918
12 -	1:18.256	0.197	85.10	18:12:10.174

P4 15 Don DE GRAAFF				
LAP	LAP TIME	DIFF	MPH	TIME OF DAY
1 -	1:29.101	11.116	74.74	17:57:51.222
2 -	1:18.474	0.489	84.86	17:59:09.696
3 -	1:18.187	0.202	85.18	18:00:27.883
4 -	1:18.590	0.605	84.74	18:01:46.473
5 -	<b>1:17.985 (1)</b>		<b>85.40</b>	<b>18:03:04.458</b>
6 -	1:18.039 (3)	0.054	85.34	18:04:22.497
7 -	1:18.338	0.353	85.01	18:05:40.835
8 -	1:18.005 (2)	0.020	85.37	18:06:58.840
9 -	1:18.245	0.260	85.11	18:08:17.085
10 -	1:18.234	0.249	85.12	18:09:35.319
11 -	1:18.555	0.570	84.78	18:10:53.874
12 -	1:18.271	0.286	85.08	18:12:12.145

DIFF = Difference To Personal Best Lap

P5 11 Joseph MCMULLAN				
LAP	LAP TIME	DIFF	MPH	TIME OF DAY
1 -	1:28.879	11.264	74.93	17:57:51.000
2 -	1:19.666	2.051	83.59	17:59:10.666
3 -	1:18.482	0.867	84.86	18:00:29.148
4 -	1:18.809	1.194	84.50	18:01:47.957
5 -	1:18.531	0.916	84.80	18:03:06.488
6 -	1:18.264 (2)	0.649	85.09	18:04:24.752
7 -	1:18.362	0.747	84.99	18:05:43.114
8 -	<b>1:17.615 (1)</b>		<b>85.80</b>	<b>18:07:00.729</b>
9 -	1:18.740	1.125	84.58	18:08:19.469
10 -	1:18.879	1.264	84.43	18:09:38.348
11 -	1:18.734	1.119	84.58	18:10:57.082
12 -	1:18.323 (3)	0.708	85.03	18:12:15.405

P6 12 Richard JONES				
LAP	LAP TIME	DIFF	MPH	TIME OF DAY
1 -	1:28.655	10.296	75.12	17:57:50.776
2 -	1:19.540	1.181	83.73	17:59:10.316
3 -	1:18.464 (2)	0.105	84.88	18:00:28.780
4 -	1:18.821	0.462	84.49	18:01:47.601
5 -	1:19.581	1.222	83.68	18:03:07.182
6 -	<b>1:18.359 (1)</b>		<b>84.99</b>	<b>18:04:25.541</b>
7 -	1:19.169	0.810	84.12	18:05:44.710
8 -	1:18.951	0.592	84.35	18:07:03.661
9 -	1:18.466 (3)	0.107	84.87	18:08:22.127
10 -	1:18.989	0.630	84.31	18:09:41.116
11 -	1:19.051	0.692	84.24	18:11:00.167
12 -	1:18.789	0.430	84.52	18:12:18.956

P7 19 Oliver MUSGRAVE				
LAP	LAP TIME	DIFF	MPH	TIME OF DAY
1 -	1:29.514	11.112	74.40	17:57:51.635
2 -	1:19.632	1.230	83.63	17:59:11.267
3 -	1:18.627	0.225	84.70	18:00:29.894
4 -	1:18.883	0.481	84.42	18:01:48.777
5 -	1:19.578	1.176	83.69	18:03:08.355
6 -	1:18.571 (3)	0.169	84.76	18:04:26.926
7 -	1:19.010	0.608	84.29	18:05:45.936
8 -	<b>1:18.402 (1)</b>		<b>84.94</b>	<b>18:07:04.338</b>
9 -	1:18.628	0.226	84.70	18:08:22.966
10 -	1:18.650	0.248	84.67	18:09:41.616
11 -	1:19.324	0.922	83.95	18:11:00.940
12 -	1:18.545 (2)	0.143	84.79	18:12:19.485

P8 74 Richard LINDSAY				
LAP	LAP TIME	DIFF	MPH	TIME OF DAY
1 -	1:25.245	7.248	78.12	17:57:47.366
2 -	1:19.294	1.297	83.99	17:59:06.660
3 -	<b>1:17.997 (1)</b>		<b>85.38</b>	<b>18:00:24.657</b>
4 -	1:18.032 (2)	0.035	85.34	18:01:42.689
5 -	1:18.105	0.108	85.27	18:03:00.794
6 -	1:18.430	0.433	84.91	18:04:19.224
7 -	1:20.586	2.589	82.64	18:05:39.810
8 -	1:18.243	0.246	85.11	18:06:58.053
9 -	1:18.053 (3)	0.056	85.32	18:08:16.106
10 -	1:18.404	0.407	84.94	18:09:34.510
11 -	1:18.319	0.322	85.03	18:10:52.829
12 -	1:18.632	0.635	84.69	18:12:11.461

# 750MC Tegiwa Type R Trophy

## RACE 10 - LAP ANALYSIS

DIFF = Difference To Personal Best Lap

P9 24 Jake JOHNSON				
LAP	LAP TIME	DIFF	MPH	TIME OF DAY
1 -	1:26.658	7.936	76.85	17:57:48.779
2 -	1:20.008	1.286	83.24	17:59:08.787
3 -	<b>1:18.722 (1)</b>		<b>84.60</b>	<b>18:00:27.509</b>
4 -	1:21.824	3.102	81.39	18:01:49.333
5 -	1:19.298	0.576	83.98	18:03:08.631
6 -	1:18.896 (3)	0.174	84.41	18:04:27.527
7 -	1:18.807 (2)	0.085	84.51	18:05:46.334
8 -	1:19.971	1.249	83.28	18:07:06.305
9 -	1:19.487	0.765	83.78	18:08:25.792
10 -	1:19.346	0.624	83.93	18:09:45.138
11 -	1:19.545	0.823	83.72	18:11:04.683
12 -	1:19.238	0.516	84.05	18:12:23.921

P10 26 Lee RICKARD				
LAP	LAP TIME	DIFF	MPH	TIME OF DAY
1 -	1:30.987	12.221	73.19	17:57:53.108
2 -	1:19.376	0.610	83.90	17:59:12.484
3 -	1:19.536	0.770	83.73	18:00:32.020
4 -	1:20.436	1.670	82.79	18:01:52.456
5 -	1:18.767 (2)	0.001	84.55	18:03:11.223
6 -	1:19.280	0.514	84.00	18:04:30.503
7 -	1:18.931	0.165	84.37	18:05:49.434
8 -	1:19.804	1.038	83.45	18:07:09.238
9 -	1:18.911 (3)	0.145	84.39	18:08:28.149
10 -	<b>1:18.766 (1)</b>		<b>84.55</b>	<b>18:09:46.915</b>
11 -	1:19.559	0.793	83.71	18:11:06.474
12 -	1:19.151	0.385	84.14	18:12:25.625

P11 61 James DELISLE				
LAP	LAP TIME	DIFF	MPH	TIME OF DAY
1 -	1:31.599	13.053	72.70	17:57:53.720
2 -	1:19.968	1.422	83.28	17:59:13.688
3 -	1:19.014	0.468	84.28	18:00:32.702
4 -	1:20.193	1.647	83.05	18:01:52.895
5 -	<b>1:18.546 (1)</b>		<b>84.79</b>	<b>18:03:11.441</b>
6 -	1:19.272	0.726	84.01	18:04:30.713
7 -	1:18.952 (3)	0.406	84.35	18:05:49.665
8 -	1:19.060	0.514	84.24	18:07:08.725
9 -	1:19.639	1.093	83.62	18:08:28.364
10 -	1:18.791 (2)	0.245	84.52	18:09:47.155
11 -	1:19.483	0.937	83.79	18:11:06.638
12 -	1:19.148	0.602	84.14	18:12:25.786

P12 94 Ursula JORDAN				
LAP	LAP TIME	DIFF	MPH	TIME OF DAY
1 -	1:30.738	11.700	73.39	17:57:52.859
2 -	1:20.345	1.307	82.89	17:59:13.204
3 -	1:19.307	0.269	83.97	18:00:32.511
4 -	1:22.893	3.855	80.34	18:01:55.404
5 -	1:20.366	1.328	82.87	18:03:15.770
6 -	1:19.208 (3)	0.170	84.08	18:04:34.978
7 -	1:19.432	0.394	83.84	18:05:54.410
8 -	1:19.333	0.295	83.95	18:07:13.743
9 -	1:19.610	0.572	83.65	18:08:33.353
10 -	1:19.147 (2)	0.109	84.14	18:09:52.500
11 -	<b>1:19.038 (1)</b>		<b>84.26</b>	<b>18:11:11.538</b>
12 -	1:19.292	0.254	83.99	18:12:30.830

DIFF = Difference To Personal Best Lap

P13 66 Ross BOORMAN				
LAP	LAP TIME	DIFF	MPH	TIME OF DAY
1 -	1:31.296	12.259	72.94	17:57:53.417
2 -	1:19.985	0.948	83.26	17:59:13.402
3 -	1:20.050	1.013	83.19	18:00:33.452
4 -	1:21.601	2.564	81.61	18:01:55.053
5 -	1:20.097	1.060	83.14	18:03:15.150
6 -	1:19.565	0.528	83.70	18:04:34.715
7 -	1:20.288	1.251	82.95	18:05:55.003
8 -	1:19.483	0.446	83.79	18:07:14.486
9 -	1:19.092 (2)	0.055	84.20	18:08:33.578
10 -	1:19.189 (3)	0.152	84.10	18:09:52.767
11 -	<b>1:19.037 (1)</b>		<b>84.26</b>	<b>18:11:11.804</b>
12 -	1:19.386	0.349	83.89	18:12:31.190

P14 13 Tom MACFARLANE				
LAP	LAP TIME	DIFF	MPH	TIME OF DAY
1 -	1:32.101	12.803	72.31	17:57:54.222
2 -	1:20.225	0.927	83.01	17:59:14.447
3 -	1:19.870	0.572	83.38	18:00:34.317
4 -	1:21.636	2.338	81.58	18:01:55.953
5 -	1:20.690	1.392	82.53	18:03:16.643
6 -	1:19.938	0.640	83.31	18:04:36.581
7 -	1:19.955	0.657	83.29	18:05:56.536
8 -	<b>1:19.298 (1)</b>		<b>83.98</b>	<b>18:07:15.834</b>
9 -	1:19.597 (2)	0.299	83.67	18:08:35.431
10 -	1:19.714 (3)	0.416	83.54	18:09:55.145
11 -	1:19.879	0.581	83.37	18:11:15.024
12 -	1:19.932	0.634	83.32	18:12:34.956

P15 18 Matthew DUFFELL				
LAP	LAP TIME	DIFF	MPH	TIME OF DAY
1 -	1:34.172	15.154	70.72	17:57:56.293
2 -	1:20.614	1.596	82.61	17:59:16.907
3 -	1:20.228	1.210	83.01	18:00:37.135
4 -	1:20.294	1.276	82.94	18:01:57.429
5 -	1:21.638	2.620	81.58	18:03:19.067
6 -	1:19.528	0.510	83.74	18:04:38.595
7 -	<b>1:19.018 (1)</b>		<b>84.28</b>	<b>18:05:57.613</b>
8 -	1:19.505 (3)	0.487	83.76	18:07:17.118
9 -	1:19.605	0.587	83.66	18:08:36.723
10 -	1:19.134 (2)	0.116	84.16	18:09:55.857
11 -	1:19.533	0.515	83.73	18:11:15.390
12 -	1:20.042	1.024	83.20	18:12:35.432

P16 77 Luke EMMONS				
LAP	LAP TIME	DIFF	MPH	TIME OF DAY
1 -	1:33.085	13.847	71.54	17:57:55.206
2 -	1:20.605	1.367	82.62	17:59:15.811
3 -	1:19.997	0.759	83.25	18:00:35.808
4 -	1:20.486	1.248	82.74	18:01:56.294
5 -	1:20.818	1.580	82.40	18:03:17.112
6 -	1:20.399	1.161	82.83	18:04:37.511
7 -	1:19.642	0.404	83.62	18:05:57.153
8 -	1:19.734	0.496	83.52	18:07:16.887
9 -	<b>1:19.238 (1)</b>		<b>84.05</b>	<b>18:08:36.125</b>
10 -	1:19.549 (3)	0.311	83.72	18:09:55.674
11 -	1:20.518	1.280	82.71	18:11:16.192
12 -	1:19.537 (2)	0.299	83.73	18:12:35.729



# 750MC Tegiwa Type R Trophy

## RACE 10 - LAP ANALYSIS

DIFF = Difference To Personal Best Lap

<b>P17 7 Andrew IDOINE</b>				
LAP	LAP TIME	DIFF	MPH	TIME OF DAY
1 -	1:30.118	10.776	73.90	17:57:52.239
2 -	1:19.928	0.586	83.32	17:59:12.167
3 -	1:19.667	0.325	83.59	18:00:31.834
4 -	1:31.981	12.639	72.40	18:02:03.815
5 -	1:20.063	0.721	83.18	18:03:23.878
6 -	1:19.504 (3)	0.162	83.76	18:04:43.382
7 -	1:20.135	0.793	83.11	18:06:03.517
8 -	1:19.849	0.507	83.40	18:07:23.366
9 -	1:19.628	0.286	83.63	18:08:42.994
<b>10 -</b>	<b>1:19.342 (1)</b>		<b>83.94</b>	<b>18:10:02.336</b>
11 -	1:20.411	1.069	82.82	18:11:22.747
12 -	1:19.460 (2)	0.118	83.81	18:12:42.207

<b>P18 16 Adam HUNTLY</b>				
LAP	LAP TIME	DIFF	MPH	TIME OF DAY
1 -	1:33.710	13.844	71.07	17:57:55.831
2 -	1:20.478	0.612	82.75	17:59:16.309
3 -	1:20.210	0.344	83.03	18:00:36.519
4 -	1:20.162 (2)	0.296	83.08	18:01:56.681
5 -	1:34.571	14.705	70.42	18:03:31.252
6 -	1:20.947	1.081	82.27	18:04:52.199
7 -	1:20.419	0.553	82.81	18:06:12.618
8 -	1:20.815	0.949	82.41	18:07:33.433
9 -	1:20.175 (3)	0.309	83.06	18:08:53.608
<b>10 -</b>	<b>1:19.866 (1)</b>		<b>83.39</b>	<b>18:10:13.474</b>
11 -	1:20.943	1.077	82.28	18:11:34.417
12 -	1:20.914	1.048	82.30	18:12:55.331

<b>P19 374 Kai LINDSAY</b>				
LAP	LAP TIME	DIFF	MPH	TIME OF DAY
1 -	1:29.810	10.914	74.15	17:57:51.931
2 -	1:19.780	0.884	83.47	17:59:11.711
3 -	1:19.409 (2)	0.513	83.86	18:00:31.120
<b>4 -</b>	<b>1:18.896 (1)</b>		<b>84.41</b>	<b>18:01:50.016</b>
5 -	1:19.529 (3)	0.633	83.74	18:03:09.545
6 -	1:40.717	21.821	66.12	18:04:50.262
7 -	1:21.856	2.960	81.36	18:06:12.118
8 -	1:22.163	3.267	81.05	18:07:34.281
9 -	1:20.550	1.654	82.68	18:08:54.831
10 -	1:20.528	1.632	82.70	18:10:15.359
11 -	1:20.372	1.476	82.86	18:11:35.731
12 -	1:19.956	1.060	83.29	18:12:55.687

<b>P20 88 Joseph EL-HAWARY</b>				
LAP	LAP TIME	DIFF	MPH	TIME OF DAY
1 -	1:35.172	15.027	69.97	17:57:57.293
2 -	1:21.514	1.369	81.70	17:59:18.807
3 -	1:20.399	0.254	82.83	18:00:39.206
4 -	1:28.042	7.897	75.64	18:02:07.248
5 -	1:26.521	6.376	76.97	18:03:33.769
6 -	1:20.485	0.340	82.74	18:04:54.254
7 -	1:20.381	0.236	82.85	18:06:14.635
8 -	1:20.423	0.278	82.81	18:07:35.058
<b>9 -</b>	<b>1:20.145 (1)</b>		<b>83.09</b>	<b>18:08:55.203</b>
10 -	1:20.757	0.612	82.47	18:10:15.960
11 -	1:20.312 (3)	0.167	82.92	18:11:36.272
12 -	1:20.173 (2)	0.028	83.07	18:12:56.445

DIFF = Difference To Personal Best Lap

<b>P21 31 James FERGUSON</b>				
LAP	LAP TIME	DIFF	MPH	TIME OF DAY
1 -	1:38.399	15.110	67.68	17:58:00.520
2 -	1:25.367	2.078	78.01	17:59:25.887
3 -	1:24.897	1.608	78.44	18:00:50.784
4 -	1:24.631	1.342	78.69	18:02:15.415
5 -	1:23.462 (3)	0.173	79.79	18:03:38.877
6 -	1:24.592	1.303	78.73	18:05:03.469
7 -	1:23.449 (2)	0.160	79.80	18:06:26.918
8 -	1:23.740	0.451	79.53	18:07:50.658
<b>9 -</b>	<b>1:23.289 (1)</b>		<b>79.96</b>	<b>18:09:13.947</b>
10 -	1:23.805	0.516	79.47	18:10:37.752
11 -	1:23.981	0.692	79.30	18:12:01.733
12 -	1:24.855	1.566	78.48	18:13:26.588

<b>P22 93 Joseph DALGARNO</b>				
LAP	LAP TIME	DIFF	MPH	TIME OF DAY
1 -	1:51.781 P		59.58	17:58:13.902
2 -	3:33.670 P		31.16	18:01:47.572

# 750MC Tegiwa Type R Trophy

## RACE 10 - STATISTICS

<b>Competitors Started</b>	22
<b>Planned Start</b>	2024-05-27 @ 17:25:00.000
<b>Actual Start</b>	2024-05-27 @ 17:56:22.120
<b>Finish Time</b>	2024-05-27 @ 18:12:02.408
<b>Track Length</b>	1.8500mi.
<b>Total Laps</b>	254
<b>Total Distance Covered</b>	469.9021mi.

### Session Fastest Lap History

NO	NAME	LAP TIME	TIME OF DAY	LAP	VEHICLE
74	Richard LINDSAY	1:25.245	17:57:47.370	1	Honda Civic Type R 2000
28	Joe JESSUP	1:18.355	17:59:06.000	2	Honda Civic Type R 2000
86	Matt WILKINS	1:18.148	17:59:08.035	2	Honda Civic Type R 2000
28	Joe JESSUP	1:18.022	18:00:24.021	3	Honda Civic Type R 2000
74	Richard LINDSAY	1:17.997	18:00:24.660	3	Honda Civic Type R 2000
28	Joe JESSUP	1:17.769	18:01:41.792	4	Honda Civic Type R 2000
28	Joe JESSUP	1:17.758	18:02:59.548	5	Honda Civic Type R 2000
86	Matt WILKINS	1:16.932	18:03:01.426	5	Honda Civic Type R 2000

### Session Leader History

NO	NAME	FROM LAP	LAPS LED	DISTANCE	VEHICLE
74	Richard LINDSAY	1	1	1.85 miles	Honda Civic Type R 2000
28	Joe JESSUP	2	11	20.35 miles	Honda Civic Type R 2000

### Flag History

TYPE	TIME OF DAY
GREEN	17:56:22.120
FINISH	18:12:02.408

### Flag Statistics

TYPE	COUNT	TOTAL LAPS	TOTAL TIME
Green	1	12	17:17.371
Red	0	0	0.000
Safety Car	0	0	0.000
FCY	0	0	0.000